

Document Management System Interface User Guide  
**Oracle FLEXCUBE Universal Banking**  
Release 12.3.0.0.0

Part No. E80148-01

December 2016

Document Management System Interface User Guide  
Oracle Financial Services Software Limited

Oracle Park

Off Western Express Highway  
Goregaon (East)  
Mumbai, Maharashtra 400 063  
India

Worldwide Inquiries:

Phone: +91 22 6718 3000

Fax: +91 22 6718 3001

[www.oracle.com/financialservices/](http://www.oracle.com/financialservices/)

Copyright © 2007, 2016, Oracle and/or its affiliates. All rights reserved.

Oracle and Java are registered trademarks of Oracle and/or its affiliates. Other names may be trademarks of their respective owners.

U.S. GOVERNMENT END USERS: Oracle programs, including any operating system, integrated software, any programs installed on the hardware, and/or documentation, delivered to U.S. Government end users are "commercial computer software" pursuant to the applicable Federal Acquisition Regulation and agency-specific supplemental regulations. As such, use, duplication, disclosure, modification, and adaptation of the programs, including any operating system, integrated software, any programs installed on the hardware, and/or documentation, shall be subject to license terms and license restrictions applicable to the programs. No other rights are granted to the U.S. Government.

This software or hardware is developed for general use in a variety of information management applications. It is not developed or intended for use in any inherently dangerous applications, including applications that may create a risk of personal injury. If you use this software or hardware in dangerous applications, then you shall be responsible to take all appropriate failsafe, backup, redundancy, and other measures to ensure its safe use. Oracle Corporation and its affiliates disclaim any liability for any damages caused by use of this software or hardware in dangerous applications.

This software and related documentation are provided under a license agreement containing restrictions on use and disclosure and are protected by intellectual property laws. Except as expressly permitted in your license agreement or allowed by law, you may not use, copy, reproduce, translate, broadcast, modify, license, transmit, distribute, exhibit, perform, publish or display any part, in any form, or by any means. Reverse engineering, disassembly, or decompilation of this software, unless required by law for interoperability, is prohibited.

The information contained herein is subject to change without notice and is not warranted to be error-free. If you find any errors, please report them to us in writing.

This software or hardware and documentation may provide access to or information on content, products and services from third parties. Oracle Corporation and its affiliates are not responsible for and expressly disclaim all warranties of any kind with respect to third-party content, products, and services. Oracle Corporation and its affiliates will not be responsible for any loss, costs, or damages incurred due to your access to or use of third-party content, products, or services.

---

# Contents

<b>1. Preface .....</b>	<b>1-1</b>
1.1 Introduction.....	1-1
1.2 Audience.....	1-1
1.3 Documentation Accessibility.....	1-1
1.4 Organization .....	1-1
1.5 Acronyms and Abbreviations.....	1-1
1.6 Organization .....	1-1
1.7 Glossary of Icons.....	1-2
1.8 Related Documents .....	1-2
<b>2. Oracle FLEXCUBE - DMS Integration .....</b>	<b>2-1</b>
2.1 Oracle FLEXCUBE and external DMS .....	2-1
2.1.1 <i>Integrating Oracle FLEXCUBE with external DMS</i> .....	2-1
2.1.2 <i>Adding a Document to DMS</i> .....	2-1
2.1.3 <i>Viewing the Document Indexed in the DMS</i> .....	2-2
2.1.4 <i>Deleting a Document Indexed in DMS</i> .....	2-3

---

# 1. Preface

## 1.1 Introduction

This manual is designed to help acquaint you with the integration of Oracle FLEXCUBE and Oracle FLEXCUBE Document Management System Interface.

## 1.2 Audience

This manual is intended for the following User/User Roles:

Role	Function
Back office data entry Clerks	Input functions for maintenances
Back office Managers/ Officers	Authorization functions

## 1.3 Documentation Accessibility

For information about Oracle's commitment to accessibility, visit the Oracle Accessibility Program website at <http://www.oracle.com/pls/topic/lookup?ctx=acc&id=docacc>.

## 1.4 Organization

This manual is organized as follows:

Chapter	Description
Chapter 1	<i>About this Manual</i> gives information on the intended audience. It also lists the various chapters covered in this User Manual.
Chapter 2	<i>Oracle FLEXCUBE - DMS Integration</i> explains about Oracle IPM which is an external Document Management System with which Oracle FLEXCUBE integrates for document processes.

## 1.5 Acronyms and Abbreviations





Abbreviation	Description
DMS	Document Management System
IPM	Imaging and Process Management

## 1.6 Organization

This document talks about the required maintenance and further processing of data transfer between Oracle FLEXCUBE and DMS.

## 1.7 Glossary of Icons

This User Manual may refer to all or some of the following icons.

Icons	Function
	Exit
	Add row
	Delete row
	Option List

## 1.8 Related Documents

You can refer to the following documents:

- Procedures User Manual

---

## 2. Oracle FLEXCUBE - DMS Integration

Oracle IPM is an external Document Management System with which Oracle FLEXCUBE integrates for document processes. Oracle IPM provides image scanning and business process management capabilities for enterprise applications. Oracle IPM is integrated with Oracle FLEXCUBE to support the existing Oracle FLEXCUBE DMS.

The integration between Oracle FLEXCUBE and Document Management Systems occurs only in process flows. Therefore, not all modules of Oracle FLEXCUBE are utilizing the services offered by the integration. The user interface in FLEXCUBE makes standard request to the underlying infrastructure and Oracle FLEXCUBE infrastructure would interact with the DMS and supply the result to user interface in same manner.

This chapter includes the following section:

- [Section 2.1, "Oracle FLEXCUBE and external DMS"](#)

### 2.1 Oracle FLEXCUBE and external DMS

This section contains the following topics:

- [Section 2.1.1, "Integrating Oracle FLEXCUBE with external DMS"](#)
- [Section 2.1.2, "Adding a Document to DMS"](#)
- [Section 2.1.3, "Viewing the Document Indexed in the DMS"](#)
- [Section 2.1.4, "Deleting a Document Indexed in DMS"](#)

#### 2.1.1 Integrating Oracle FLEXCUBE with external DMS

You can integrate Oracle FLEXCUBE with Oracle IPM. FLEXCUBE will intergrate/interact with one DMS provider at a given time and currently it is integrated with Oracle IPM only. Adapters are kind of service provider which provides the operations as per the Oracle FLEXCUBE infrastructure.

Oracle FLEXCUBE supports a set of operations that are common to the DMS solutions supported. The set of operations that would be supported by the integration are:

- Add a document to a DMS
- View a document indexed in the DMS
- Delete a document indexed in the DMS

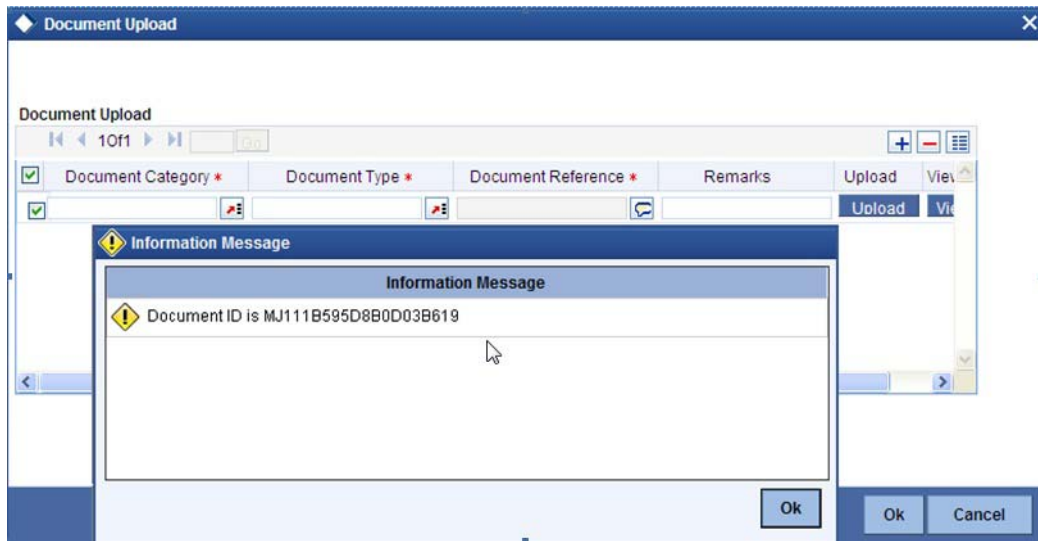
#### 2.1.2 Adding a Document to DMS

In this operation you can upload a document to a DMS. The paper documents should be scanned into a digital format, which can be uploaded to the DMS. To upload the digital document, you must choose the file using the browse dialog and click upload button to index the document in the DMS. The DMS would register the document and provide a document ID to identify this document for later usage. This document ID can be used to locate the document, for other operations.

Oracle FLEXCUBE stores this document ID to maintain a linkage between the documents stored in the DMS, and the documents pertaining to any transaction. Hence, the documents indexed in the DMS by Oracle FLEXCUBE, can be opened and viewed at a later stage.

If Oracle IPM is the DMS of choice, then the document ID is stored as an attribute of the document.

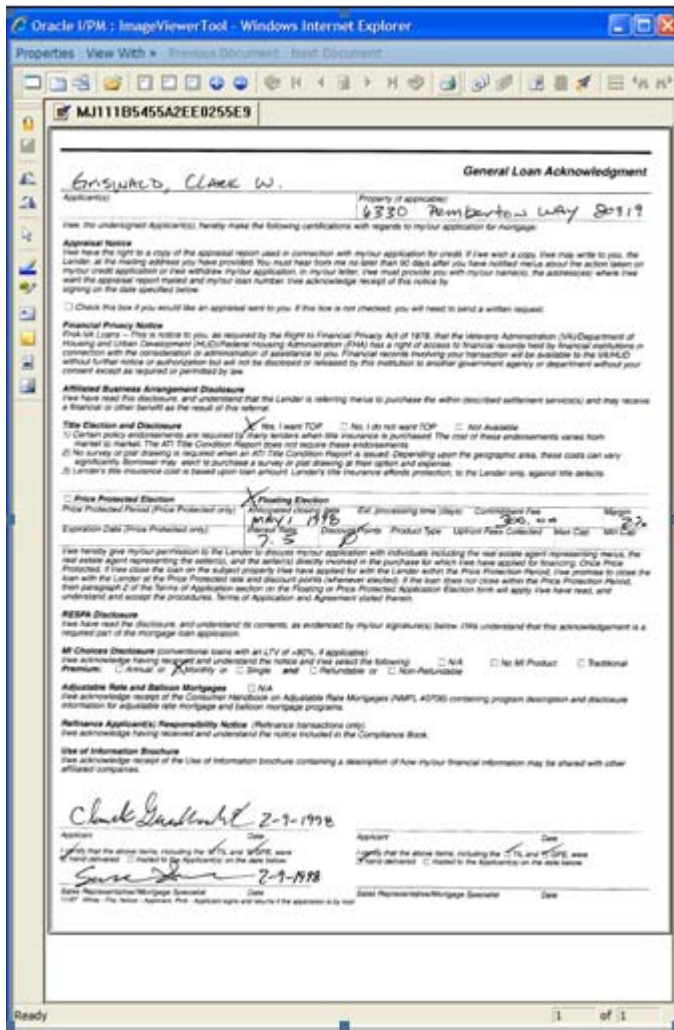
The ID can be utilized for searching and locating the document via the search features offered by Oracle IPM.



### 2.1.3 Viewing the Document Indexed in the DMS

Oracle FLEXCUBE allows you to view documents stored in a DMS that are referenced by transactions created in Oracle FLEXCUBE. To view the document captured in DMS, select the document and click View button.

If Oracle IPM is your DMS, you must login to Oracle IPM and you can view the document in the 'Oracle IPM: ImageViewerTool' screen.



Documents stored in Oracle IPM are viewed via the Oracle IPM Viewer which provides additional functionality to annotate the document.

**Note**

If Oracle IPM Viewer is not installed on your machine you can use the plain Image Viewer to view the documents.

**2.1.4 Deleting a Document Indexed in DMS**

Documents stored in the DMS can be deleted from Oracle FLEXCUBE if the transaction stores the link to the document. To delete the document captured in the DMS, select the document and click 'Delete' button to delete the record from the set of document records.

After the deletion of a document the corresponding Oracle FLEXCUBE transaction would not have references to the document. If the document does not get deleted from the DMS, the record would still be removed from the Oracle FLEXCUBE transaction, so that a failure in the DMS would not prevent further transactions.

To delete multiple documents at a time, you have to select the multiple records corresponding to the document and click the delete button. The system displays the message as "The selected documents have been deleted from the Document Manager System."