

Gateway Services
Oracle FLEXCUBE Universal Banking
Release 11.83.03.0.0
[April] [2014]
Oracle Part Number E80246-01



Table of Contents

1. ABOUT THIS MANUAL.....	1-1
1.1 INTRODUCTION.....	1-1
1.2 AUDIENCE.....	1-1
1.3 ACRONYMS AND ABBREVIATIONS.....	1-1
1.4 ORGANIZATION.....	1-1
1.5 CONVENTIONS USED IN THIS MANUAL.....	1-1
1.6 GLOSSARY OF ICONS.....	1-2
2. GATEWAY FUNCTIONS - AN OVERVIEW.....	2-1
2.1 INTRODUCTION.....	2-1
2.2 INBOUND APPLICATION INTEGRATION.....	2-1
2.2.1 <i>EJB Based Synchronous Deployment Pattern</i>	2-1
2.2.2 <i>Web Services Based Synchronous Deployment Pattern</i>	2-2
2.2.3 <i>HTTP Servlet Based Synchronous Deployment Pattern</i>	2-2
2.2.4 <i>MDB Based Asynchronous Deployment Pattern</i>	2-2
2.3 OUTBOUND APPLICATION INTEGRATION.....	2-3
2.4 RESPONSIBILITIES OF INTEGRATION GATEWAY.....	2-3
2.5 DEPLOYMENT OF ORACLE FLEXCUBE INTEGRATION GATEWAY.....	2-3
2.6 DEPLOYMENT PATTERNS FOR APPLICATION INTEGRATION.....	2-3
2.7 FLEXML ADAPTER.....	2-5
3. EXTERNAL SYSTEM MAINTENANCE.....	3-1
3.1 DEFINING AN EXTERNAL SYSTEM.....	3-1
3.1.1 <i>Viewing External System Details</i>	3-3
3.1.2 <i>Accessing Services and Operations</i>	3-4
3.2 DEFINING ACCESS RIGHTS TO AN EXTERNAL SYSTEM.....	3-4
3.2.1 <i>Viewing External System Function Details</i>	3-5
3.2.2 <i>Defining Access Rights to a User ID</i>	3-7
3.2.3 <i>Maintaining Upload Source Details</i>	3-7
3.2.4 <i>Specifying Upload Source Preferences</i>	3-8
3.3 GATEWAY PASSWORD GENERATION LOGIC FOR EXTERNAL SYSTEM AUTHENTICATION.....	3-9
3.3.1 <i>Password and Message ID as input</i>	3-9
3.4 INCOMING MESSAGE BROWSER.....	3-11
3.4.1 <i>Viewing Incoming Message Details</i>	3-13
3.5 DUPLICATE MESSAGE BROWSER.....	3-14
3.5.1 <i>Querying Duplicate Message Browser</i>	3-16
3.6 OUTGOING MESSAGE BROWSER.....	3-17
3.6.1 <i>Querying Outgoing Message Browser</i>	3-19
3.7 DEFINING NOTIFICATION MESSAGES.....	3-19
3.7.1 <i>Viewing Installed Notification Details</i>	3-20
3.8 DEFINING THE NOTIFICATIONS ENROUTES.....	3-22
3.8.1 <i>Viewing Summary screen</i>	3-22
3.9 MAINTAINING MT TASK DETAILS.....	3-23
4. MESSAGE FORMATS.....	4-1
4.1 INTRODUCTION.....	4-1
4.2 ORACLE FLEXCUBE ENVELOPE.....	4-2
4.2.1 <i>FCUBS HEADER</i>	4-3
4.2.2 <i>FCUBS_BODY</i>	4-5
4.3 ORACLE FLEXCUBE NOTIFICATION.....	4-6
4.3.1 <i>FCUBS NOTIFICATION HEADER</i>	4-7

5.	FLEXML ADAPTER MESSAGE CONVERSION.....	5-1
5.1	INTRODUCTION.....	5-1
5.2	INBOUND FLEXML ADAPTER.....	5-1
5.2.1	<i>Processing Incoming FLEXML Request Message</i>	5-2
5.3	OUTBOUND FLEXML ADAPTER.....	5-2
5.3.1	<i>Processing Outbound Messages</i>	5-2
5.3.2	<i>Mapping FLEXML Format Messages to Gateway Format</i>	5-3
6.	ANNEXURE – LIST OF MESSAGES	6-1
6.1	INTRODUCTION.....	6-1
6.2	INBOUND APPLICATION INTEGRATION – SERVICES	6-1
6.2.1	<i>FCUBSFTService</i>	6-1
6.2.2	<i>FCUBSAccService</i>	6-5
6.2.3	<i>FCUBSDDService</i>	6-17
6.2.4	<i>FCUBSLDService</i>	6-18
6.2.5	<i>FCUBSCustomerService</i>	6-21
6.2.6	<i>FCUBSCGService</i>	6-28
6.2.7	<i>FCUBSCoreServices</i>	6-42
6.2.8	<i>FCUBSSTService</i>	6-48
6.2.9	<i>FCUBSPARQRYService</i>	6-64
6.2.10	<i>FCUBSTDService</i>	6-64
6.2.11	<i>FCUBSPCService</i>	6-67
6.2.12	<i>FCUBSCAService</i>	6-78
6.2.13	<i>FCUBSICService</i>	6-79
6.2.14	<i>FCUBSILService</i>	6-82
6.2.15	<i>FCUBSUPService</i>	6-83
6.2.16	<i>FCUBSCLService</i>	6-87
6.2.17	<i>FCUBSCBService</i>	6-93
7.	PLANNED OUTAGE SUPPORT SERVER.....	7-1
7.1	INTRODUCTION.....	7-1
7.2	HANDLING PLANNED OUTAGES.....	7-1
7.2.1	<i>Host Up</i>	7-1
7.2.2	<i>Outage Start</i>	7-1
7.2.3	<i>Host Down and POSS Up</i> :.....	7-2
7.2.4	<i>Host Up, Start Replay from POSS</i> :	7-2
7.2.5	<i>ELCM Impact</i>	7-3
7.3	SERVICES SUPPORTED DURING OUTAGE.....	7-3
7.3.1	<i>FCUBSFT Service</i>	7-3
7.3.2	<i>FCUBSPC Service</i>	7-4
7.3.3	<i>FCUBSSI Service</i>	7-4
7.3.4	<i>FCUBSTD Service</i>	7-4
7.3.5	<i>FCUBSCL Service</i>	7-4
7.3.6	<i>FCUBSLD Service</i>	7-4
7.3.7	<i>FCUBSAcc Service</i>	7-4
7.3.8	<i>FCUBS Customer Service</i>	7-4
7.3.9	<i>FCUBSIL Service</i>	7-5
7.3.10	<i>FCUBSLC Service</i>	7-5
7.3.11	<i>FCUBSFX Service</i>	7-5
7.3.12	<i>FCUBSCG Service</i>	7-5
7.3.13	<i>FCUBSSwitch Service</i>	7-5
8.	SCREEN GLOSSARY	8-1
8.1	FUNCTION ID LIST.....	8-1

1. About this Manual

1.1 Introduction

This manual is designed to help you quickly get acquainted with the Integration Gateway of Oracle FLEXCUBE.

It provides an overview to the module, and provides information on using the Integration Gateway module of Oracle FLEXCUBE.

You can further obtain information specific to a particular field by placing the cursor on the relevant field and striking <F1> on the keyboard.

1.2 Audience

This manual is intended for the following User/User Roles:

Role	Function
IT department members responsible for integration	Input functions for maintenance related to the gateway
IT managers	Authorization functions

1.3 Acronyms and Abbreviations

Abbreviation	Description
FLEXCUBE UBS	FLEXCUBE Universal Banking Solution

1.4 Organization

The manual is organized in the following manner:






















Chapter 1	<i>About this Manual</i> gives information on the intended audience. It also lists the various chapters covered in this User Manual.
Chapter 2	<i>Gateway Functions - An Overview</i> explains the features of this module
Chapter 3	<i>External System Maintenance</i> explains the maintenance of external systems and the various processes involved
Chapter 4	<i>Message Formats</i> explains the different message formats
Chapter 5	<i>FLEXML Adapter Message Conversion</i> explains details about the FLEXML Adapter.



1.5 Conventions Used in this Manual

Important information is preceded with the  symbol.

1.6 Glossary of Icons

This User Manual may refer to all or some of the following icons:

Icons	Function
	New
	Copy
	Save
	Delete
	Unlock
	Print
	Close
	Re-open
	Reverse
	Template
	Roll-over
	Hold
	Authorize
	Liquidate
	Exit
	Sign-off
	Help
	Add row
	Delete row
	Option List
	Confirm

Icons	Function
	Enter Query
	Execute Query

Refer the Procedures User Manual for further details about the icons.

2. Gateway Functions - An Overview

2.1 Introduction

Integration of different applications and solutions is a key area in today's systems. A variety of specialized applications deployed on disparate platforms and using different infrastructure need to be able to communicate and integrate seamlessly with Oracle FLEXCUBE in order to exchange data. The Oracle FLEXCUBE Integration Gateway (referred to as 'Gateway' in the rest of the document) will cater to these integration needs.

The integration needs supported by the Gateway can be broadly categorized from the perspective of the Gateway as follows:

- Inbound application integration – used when any external system needs to add, modify or query information within Oracle FLEXCUBE
- Outbound application integration – used when any external system needs to be notified of the various events that occur within Oracle FLEXCUBE.

2.2 Inbound Application Integration

Oracle FLEXCUBE Inbound Application Gateway provides XML based interfaces thus enhancing the need to communicate and integrate with the external systems. The data exchanged between Oracle FLEXCUBE and the external systems will be in the form of XML messages. These XML messages are defined in FCUBS in the form of XML Schema Documents (XSD) and are referred to as 'FCUBS formats'

For more information on FCUBS formats refer the Message Formats chapter in this User Manual.

FCUBS Inbound Application Integration Gateway uses the Synchronous and Asynchronous Deployment Pattern for addressing the integration needs.

The Synchronous Deployment Pattern is classified into the following:

- Oracle FLEXCUBE EJB Based Synchronous Inbound Application Integration Deployment Pattern
- Oracle FLEXCUBE Web Services Based Synchronous Inbound Application Integration Deployment Pattern
- Oracle FLEXCUBE HTTP Servlet Based Synchronous Inbound Application Integration Deployment Pattern

Asynchronous Deployment Pattern is:

- Oracle FLEXCUBE MDB Based Asynchronous Inbound Application Integration Deployment Pattern

2.2.1 EJB Based Synchronous Deployment Pattern

The Enterprise Java Beans (EJB) deployment pattern will be used in integration scenarios where the external system connecting to Oracle FLEXCUBE is 'EJB literate', i.e., the external system is capable of interacting with Oracle FLEXCUBE based upon the EJB interface. In this deployment pattern, the external system will use the RMI/IIOP protocol to communicate with the Oracle FLEXCUBE EJB.

In this deployment pattern the EJB displayed by Oracle FLEXCUBE will be a stateless session bean. The actual request will be in the form of an XML message. After the necessary processing is done in Oracle FLEXCUBE based on the request, the response is returned to the external system as an XML message. The transaction control for the processing will stay with the Oracle FLEXCUBE EJB.

2.2.2 Web Services Based Synchronous Deployment Pattern

The web services deployment pattern will be used in integration scenarios where the external system connecting to Oracle FLEXCUBE wants to connect using standards-based, inter-operable web services.

This deployment pattern is especially applicable to systems which meet the following broad guidelines:

- Systems that are not 'EJB literate', i.e., such systems are not capable of establishing connections with Oracle FLEXCUBE based upon the EJB interface; and/or
- Systems that prefer to use a standards-based approach

In this deployment pattern, the external system will use the SOAP (Simple Object Access Protocol) messages to communicate to the Oracle FLEXCUBE web services.

The services displayed by Oracle FLEXCUBE are of a 'message based' style, i.e., the actual request will be in the form of an XML message, but the request will be a 'payload' within the SOAP message. After the necessary processing is done in Oracle FLEXCUBE based on the request, the response is returned to the external system as an XML message which will be a 'payload' within the response SOAP message. The transaction control for the processing will stay with the Oracle FLEXCUBE.

2.2.3 HTTP Servlet Based Synchronous Deployment Pattern

The HTTP servlet deployment pattern will be used in integration scenarios where the external system connecting to Oracle FLEXCUBE wants to connect to Oracle FLEXCUBE using simple HTTP messages.

This is especially applicable to systems such as the following:

- Systems that are not 'EJB literate', i.e., are not capable establishing a connections with Oracle FLEXCUBE based upon the EJB interface; and/or
- Systems that prefer to use a simple http message based approach without wanting to use SOAP as the standard

In this deployment pattern, the external system will make an HTTP request to the Oracle FLEXCUBE servlet.

For this deployment pattern, Oracle FLEXCUBE will display a single servlet. The actual request will be in the form of an XML message. This XML message is embedded into the body of the HTTP request sent to the Oracle FLEXCUBE servlet. After the necessary processing is done in Oracle FLEXCUBE based on the request, the response is returned to the external system as an XML message which is once again embedded within the body of the response HTTP message. The transaction control for the processing will stay with the Oracle FLEXCUBE.

2.2.4 MDB Based Asynchronous Deployment Pattern

The MDB deployment pattern is used in integration scenarios where the external system connecting to Oracle FLEXCUBE wants to connect to Oracle FLEXCUBE using JMS queues.

This is especially applicable to systems such as the following:

- Systems that prefer to use JMS queues based approach without wanting to wait for the reply

Here external system sends messages in XML format to request queue on which an MDB is listening. When a message arrives on the queue, it is picked up for processing. After the necessary processing is done in Oracle FLEXCUBE, based on the request, the response is sent to the response queue as an XML message

2.3 Outbound Application Integration

The Outbound Application Integration is also called the Oracle FLEXCUBE Notify Application Integration layer. This application layer sends out notification messages to the external system whenever events occur in Oracle FLEXCUBE.

The notification messages generated by FCUBS on the occurrence of these events will be XML messages. These XML messages are defined in FCUBS in the form of XML Schema Documents (XSD) and are referred to as 'FCUBS formats'

For more information on FCUBS formats refer the Message Formats chapter in this module.

2.4 Responsibilities of Integration Gateway

The primary responsibilities of Oracle FLEXCUBE Integration Gateway include the following:

- Authentication
- Duplicate recognition
- Validation
- Routing
- Logging of messages

2.5 Deployment of Oracle FLEXCUBE Integration Gateway

Message communication - incoming or outgoing from/to an external system in Oracle FLEXCUBE will happen only through an Oracle FLEXCUBE Integration Gateway. Hence, it becomes the first point of contact or last point of contact with the database in message flow. The Oracle FLEXCUBE Integration Gateway can be deployed to support both the distributed and single schema deployments of Oracle FLEXCUBE:

- Distributed deployment of FCUBS – In this situation the database components of the Gateway are deployed as two or more schemas
 - The messaging schema as part of SMS schema in the SMS and/or HO instance
 - The business schema(s) in the various branch schemas in the branch instance(s)
- Single schema deployment of FCUBS – In this situation the database components of the Gateway (messaging and business) are both deployed as part of the single Oracle FLEXCUBE schema.

2.6 Deployment Patterns for Application Integration

Business Integration Needs	Nature of Integration	Oracle FLEXCUBE Deployment Pattern	Remarks

Inbound Transactions into Oracle FLEXCUBE	Synchronous	FLEXCUBE UBS EJB	Recommended
		FLEXCUBE UBS HTTP Servlet	This can be used if the external system cannot communicate to Oracle FLEXCUBE using EJB.
		FLEXCUBE UBS Web Services	This can be used if the external system chooses to communicate only through Web Services.
	Asynchronous	FLEXCUBE UBS MDB	This can be used if the external system chooses to communicate only through JMS queues
Inbound Queries into Oracle FLEXCUBE	Synchronous	FLEXCUBE UBS EJB	Recommended
		FLEXCUBE UBS In Servlet	This can be used if the external system cannot communicate to Oracle FLEXCUBE using EJB.
		FLEXCUBE UBS Web Services	This can be used if the external system chooses to communicate only through Web Services.
	Asynchronous	FLEXCUBE UBS MDB	This can be used if the external system chooses to communicate only through JMS queues
Handoffs from Oracle FLEXCUBE	Asynchronous	FLEXCUBE UBS Notify	Recommended

2.7 **FLEXML Adapter**

Oracle FLEXCUBE Gateway is the common channel for data exchange between Oracle FLEXCUBE and external systems. But, older versions of Oracle FLEXCUBE use FLEXML Gateway to interact with the external systems. The message or communication format of FLEXML is different from that of the gateway.

Hence, in order to facilitate the exchange of messages between such systems, Oracle FLEXCUBE uses a conversion mechanism called the FLEXML Adapter. FLEXML Adapter converts messages from FLEXML format to gateway format and vice versa.

For more details on the conversion mechanism of FLEXML Adapter, refer the chapter 'FLEXML Adapter Message Conversion'.

3. External System Maintenance

3.1 Defining an External System

You need to define an external system that will communicate with the Oracle FLEXCUBE Integration Gateway.

You can define an external system using the 'External System – Detailed' screen.

You can invoke this screen by typing 'GWDEXSYS' in the field at the top right corner of the Application tool bar and clicking the adjoining arrow button.

The screenshot shows the 'External System Maintenance' window. It includes the following elements:

- External System:** A text field for 'External System *' and a text area for 'Description'.
- Correlation Pattern:** A dropdown menu for 'Request' currently showing 'Message Id'.
- Message Exchange Pattern:** Two dropdown menus for 'Request Message' (set to 'Input Only') and 'Response Message' (set to 'Full Screen'). A checkbox for 'XSD Validation Required' is present.
- Queue:** Two text boxes for 'Default Response Queue' and 'Dead Letter Queue'. A checkbox for 'Register Response Queue Message Id' is also present.
- External System Queues:** A table with columns 'In Queue *' and 'Response Queue'. The table is currently empty.
- Footer:** Tabs for 'Fields' and 'FTP Parameters'. A status bar containing 'DOC504', 'Authorized By', 'Modification Number', 'Date Time', 'Authorized', 'Open', and a 'Cancel' button.

The various details required by the 'External System - Detailed' screen are described below.

3.1.1.1 Specifying External System Details

External System

Specify a name for the external system. This should be the same as the Source in an incoming message.

Description

Specify a brief description for the External System.

3.1.1.2 Indicating Correlation Pattern

Request

You can define a way in which the external system should correlate its request message with the response message. You can choose Message ID of a request message as the Correlation ID in the response message. Alternatively, you can choose Correlation ID of a request message and maintain it as the Correlation ID of the corresponding response message.

3.1.1.3 Specifying Message Exchange Pattern

Request Message

You can choose the Request message to be 'Full Screen' or 'Input Only'. If you select 'Full Screen' as the request message, the response message will also display 'Full Screen'.

Response Message

You can choose the Response message to be 'Full Screen' or 'Record Identification Msg'.



You can select 'Record Identification Msg' as the response message only if you select 'Input Only' in the request message.

3.1.1.4 Specifying Queue Details

Default Response Queue

You can define a response queue for each of the In Queue's through which the External System will communicate with Oracle FLEXCUBE. Define a valid queue name as the Default Response Queue.

Dead Letter Queue

If the messages received are non-readable, such messages are directed to Dead Letter Queue defined for the external system.



If the Dead Letter Queue is not defined, such messages will be redirected to a queue with the name of the request queue appended with '_E'.

XSD Validation Required

Check this box to indicate if the request message should be validated against its corresponding XSD.

Register Response Queue Message ID

Check this box to indicate if the message ID provided by the Response Queue should be logged when a response message is posted into the queue.

3.1.1.5 Specifying External System Queue Details

The 'External System Queues' list contains the 'In Queue' and 'Response Queue' lists. To add a record to the 'External System Queues' list click add icon. To delete a record from the list, select the record using its check box and then click delete icon.

In Queue

Specify the name of the queue from which the messages were received. The name of the queue will help identify the external system.



This is required only if an incoming message does not display the source of the message. An In Queue is mapped to only one External System.

You can map multiple queues to a source. System will allow a source to post messages to multiple queues.

Response Queue

You can define Response Queue for every In Queue. This is required only when the External System fails to display the queue name on posting a request message into the In Queue.

3.1.1 Viewing External System Details

The details of previously defined external Systems can be viewed using the 'External System - Summary' screen as shown below. You can invoke this screen by typing 'GWSEXSYS' in the field at the top right corner of the Application tool bar and clicking the adjoining arrow button.

External System Summary

Authorization Status Record Status

External System Default Response Queue

Dead Letter Queue

Search Advanced Search Reset

Records per page 15 1 of 1 Go

Authorization Status	Record Status	External System	Default Response Queue	Dead Letter Queue
----------------------	---------------	-----------------	------------------------	-------------------

Authorization Status A - Authorized U - Unauthorized

Record Status C - Closed O - Open

Exit

This summary screen can be used to search for external systems which match the data specified for any of the following criteria:

- Authorization Status
- External System
- Dead Letter Queue
- Record Status
- Default Response Queue

The 'Result' list shows the external systems which match your query. The search functions available are:

Advanced

Click **Advanced** to specify queries with logical operators such as AND, OR and NOT.

Reset

Click **Reset** to empty the values in the criteria fields, so that you may begin a new search.

Query

After specifying your search criteria click **Query** to view the list of results which match your search criteria.

Refresh

Click **Refresh** to refresh the list of results.

3.1.2 Accessing Services and Operations

In a message it is mandatory to maintain a list of Service Names and Operation Codes. This information is called Gateway Operations.

A combination of every such Service Name and Operation Code is mapped to a combination of Function ID and Action. Every screen in Oracle FLEXCUBE is linked with a function ID. This information is called Gateway Functions.

You can gain access to an external system using the Gateway Functions. The Function IDs mapped in Gateway Functions should be valid Function IDs maintained in Oracle FLEXCUBE. Hence, for every new Service or Operation being introduced, it is important that you provide data in Gateway Operations and Gateway Functions.

Refer the Message Formats chapter for more information on Services and Operations.

3.2 Defining Access Rights to an External System

You can define access rights to an external system using the 'External System Functions – Detailed' screen.

You can invoke this screen by typing 'GWDEXFUN' in the field at the top right corner of the Application tool bar and clicking the adjoining arrow button.

In the above screen, you need to specify the following details:

External System

Select an external system for which you wish to provide access rights. The adjoining option list displays all the external systems you have maintained in the 'External Systems – Detailed' screen.

Function ID

Select a Function ID from the list of values by clicking the adjoining option list. The function ids are invoked from Gateway Functions.

Action

Select an action for the external system from the option list provided.

Service Name

This displays the service name based on the Function ID and Action you select.

Operation Code

This displays the Operation Code based on the Function ID and Action you select.

3.2.1 Viewing External System Function Details

You can view the access rights details which have already been defined using the 'External System Functions - Summary' screen as shown below. You can invoke this screen by typing 'GWSEXFUN' in the field at the top right corner of the Application tool bar and clicking the adjoining arrow button.

The screenshot shows a web application window titled "External System Function Summary". At the top, there are four search criteria fields: "Authorization Status", "Record Status", "External System", and "Action". To the right of these fields are "Search", "Advanced Search", and "Reset" buttons. Below the search area is a table with a header row containing the following columns: "Authorization Status", "Record Status", "External System", "Function", and "Action". The table body is currently empty. At the bottom of the window, there are two legend boxes. The first legend box is for "Authorization Status" and lists "A - Authorized" and "U - Unauthorized". The second legend box is for "Record Status" and lists "C - Closed" and "O - Open". An "Exit" button is located in the bottom right corner of the window.

This summary screen can be used to search for external system functions which match any of the following criteria:

- Authorization Status
- External System
- Record Status
- Action
- Function

The 'Result' list shows the external system functions which match your query. The search functions available are:

Advanced

Click **Advanced** to specify queries with logical operators such as AND, OR and NOT.

Reset

Click **Reset** to empty the values in the criteria fields, so that you may begin a new search.

Query

After specifying your search criteria click **Query** to view the list of results which match your search criteria.

Refresh

Click **Refresh** to refresh the list of results.

3.2.2 Defining Access Rights to a User ID

For a User ID to access a request message, you can individually map each Function ID to a User ID.



You can provide access to functions only if the Function IDs provided in Gateway Functions are valid.

3.2.3 Maintaining Upload Source Details

Oracle FLEXCUBE facilitates upload of data from an external source. The details of the source from which data has to be uploaded need to be maintained in Oracle FLEXCUBE using the 'Upload Source Maintenance' screen. You can invoke the 'Upload Source Maintenance' screen by typing 'CODSORCE' in the field at the top right corner of the Application tool bar and clicking the adjoining arrow button.

A screenshot of a software window titled "UpLoad Source Definition". The window contains a form with the following fields and options:

- "Source Code *" with an asterisk and a text input field.
- "Description" with a text input field and a help icon.
- Two checkboxes:
 - Base Data From FLEXCUBE
 - System Authorization Required

At the bottom of the window, there is a "Fields" tab and a status bar containing:

- Input By: Date Time
- Authorized By: Date Time
- Modification Number
- Two checkboxes: Authorized and Open
- An "Exit" button.

The following details need to be captured here:

Source Code

Specify a code for the for the source from which data has to be uploaded to Oracle FLEXCUBE.

Description

Give a small description for the source code specified.

Base Data From FLEXCUBE

Check this box to indicate if base data has to be uploaded from Oracle FLEXCUBE.

3.2.4 Specifying Upload Source Preferences

You can set preferences for upload of data from an external source in the 'Upload Source Preferences Maintenance' screen. You can invoke the 'Upload Source Preferences Maintenance' screen by typing 'CODUPLDM' in the field at the top right corner of the Application tool bar and clicking the adjoining arrow button.

The screenshot shows the 'Upload Source Preferences Maintenance' window. It has a title bar with a diamond icon and the text 'Upload Source Preferences Maintenance'. The main area contains several sections: 'Source Code *' and 'Module Code *' are text boxes with dropdown arrows. Below them is the 'Error Handling' section, which includes 'On Override *' (a dropdown menu currently showing 'Ignore') and 'On Exception *' (a dropdown menu currently showing 'Reject'). The 'Post Upload' section includes 'Status *' (a dropdown menu currently showing 'Authorized') and 'Purge Days(Calendar)' (a text box). Below these are three checkboxes: 'Allow Deferred Processing', 'Allow EOD with Deferred', and 'Allow Delete'. At the bottom, there is a 'Fields' section with 'Input By Date Time', 'Authorized By Date Time', 'Modification Number', and two checkboxes 'Authorized' and 'Open'. An 'Exit' button is located at the bottom right.

The following details are captured here:

Source Code

Select Source Code from the option list. Depending on the source code you select here data is uploaded from that source into Oracle FLEXCUBE.

Module Code

You can choose to upload data from a source directly onto a module in FLEXCUBE. Indicate the module into which you would like to upload data from a given source.

On Override

Oracle FLEXCUBE generates override messages in case it encounters any discrepancies during data upload. You can choose to do any of the following:

- Ignore – Select this option to ignore such error messages and continue with the upload process
- Put on Hold – Select this option to put the record on hold for user intervention later
- Reject – Select this option to reject the record



If 'Put on Hold' is selected, then during the request message creation, the system creates a hold contract; however, you can modify this contract.

On Exception

In case a serious error occurs during data upload, Oracle FLEXCUBE generates an error message. You can choose to put the record with the error on hold. In such a case, choose 'Put on Hold' from the list of options available. If you would like to reject the record altogether, choose 'Reject'.

Post Upload Status

If you would like to automatically authorize the data that is uploaded into Oracle FLEXCUBE choose the 'Authorize' option here.

If you would like the record to be put on hold choose this option in this field.

If you would like the record to be unauthorized, choose the 'Unauthorized' option in this field. The record will not be authorized automatically on upload. You will have to manually authorize the data.

Purge Days (Calendar)

Specify the days maintained for purging of the data uploaded.

Allow Deferred Processing

Check this option to defer processing of amendment and cancellation uploads.

Allow EOD with Deferred

Check this option to proceed even if the records exist in the deferred processing log.

If it is unchecked, then the EOD process halts until the deferred process log is cleared.

Allow Delete

Check this option to delete the process log.

3.3 Gateway Password Generation Logic For External System Authentication

This section describes the Encryption information for gateway authentication.

If Password authentication is required for an external system, then check the 'System Authentication Required' check box while maintaining the External System details in CODSORCE.

Once this check box is checked Oracle FLEXCUBE validates for Encrypted password as part of every request sent by the External System. The password encryption logic as below:

3.3.1 Password and Message ID as input

Message ID, present as part of the header in Request XML, is considered as hash. External System generates a unique Message ID, which is functional mandatory field in the header. Create a Message Digest with SHA-512 algorithm.

The hash created from the previous step and the password in clear text together is encrypted in DESede encryption method. Apply Base64 encoding to encrypted value and send to the Oracle FLEXCUBE gateway.

Example

A Sample Java Code To Do The Encryption Is Given Below

```
import java.security.MessageDigest;
import java.util.Arrays;
import javax.crypto.Cipher;
import javax.crypto.spec.IvParameterSpec;
import javax.crypto.spec.SecretKeySpec;
import org.apache.commons.codec.binary.Base64;

/* txtPass(PASSWORD), msgid(MESID) */
MessageDigest mDigest = MessageDigest.getInstance("SHA-512");
byte[] digestSeed = mDigest.digest(msgid.getBytes());
byte[] seedEncArray = Arrays.copyOf(digestSeed, 24);
Cipher cipher = Cipher.getInstance("DESede/CBC/PKCS5Padding");
SecretKeySpec skspec = new SecretKeySpec(seedEncArray, "DESede");
IvParameterSpec iv = new IvParameterSpec(new byte[8]);
cipher.init(Cipher.ENCRYPT_MODE, skspec, iv);
byte[] finalByteArray = cipher.doFinal(txtPass);
String finalValue = new String (Base64.encodeBase64 (finalByteArray));
```

3.4 Incoming Message Browser

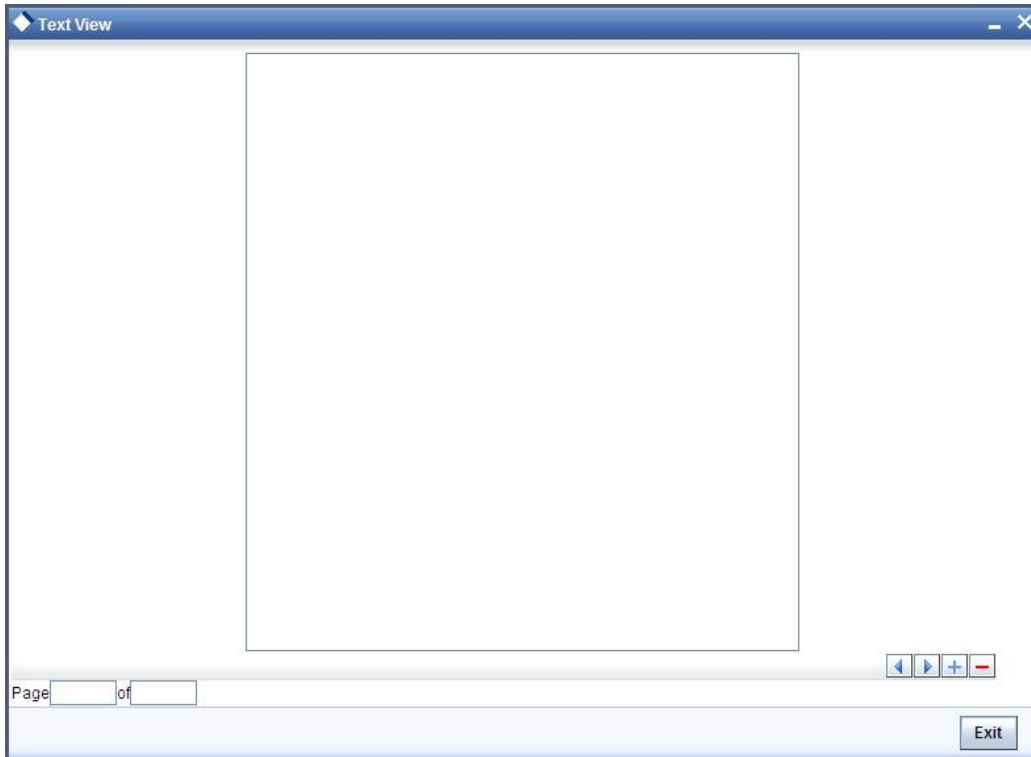
The messages received from the external system will be displayed in the Incoming Message Browser.

You can invoke the 'Incoming Message Browser' screen by typing 'GWDINBRW' in the field at the top right corner of the Application tool bar and clicking the adjoining arrow button.

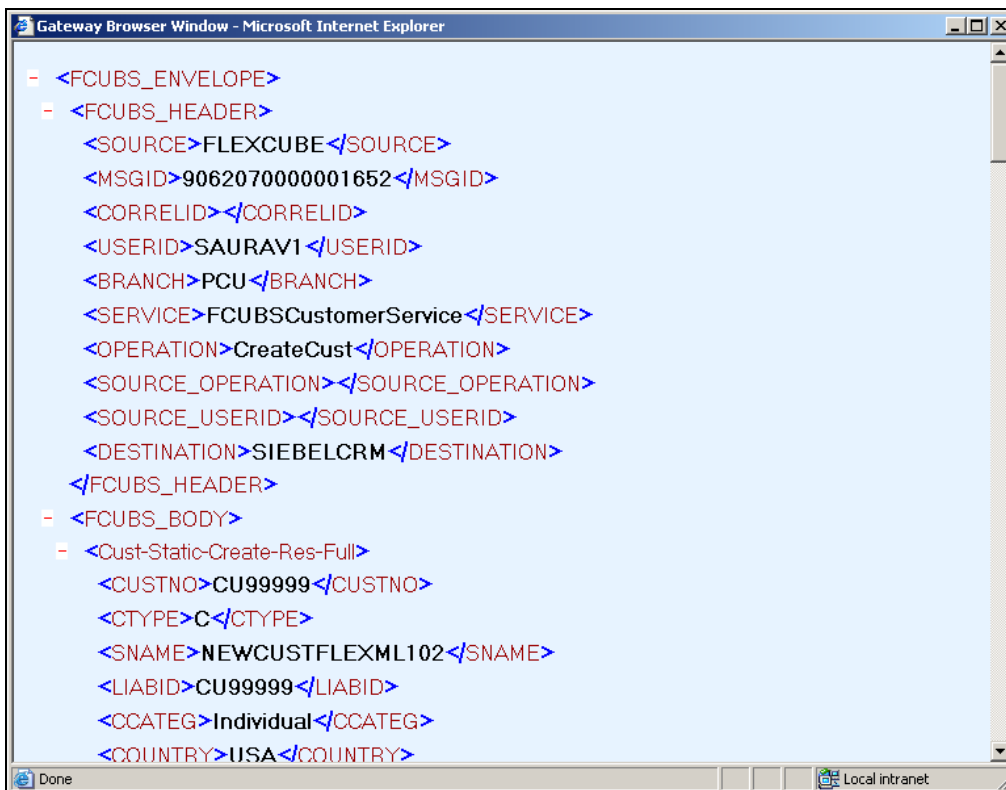
Message Reference	Level	Tag Id *	Tag Name	Node	Parent Id

In the 'Incoming Message Browser' screen you can view the details of the messages received from the external systems. You can also view the messages in the XML format or the Text format.

Click 'Text View' button to view the incoming messages in text format as shown below:



Click 'XML View' button to view the 'Gateway Browser Window' screen which displays the messages in XML format.



3.4.1 Viewing Incoming Message Details

The summary of all messages received from the external system can be viewed using the 'Incoming Message Browser - Summary' screen as shown below. You can invoke this screen by typing 'GWSINBRW' in the field at the top right corner of the Application tool bar and clicking the adjoining arrow button.

The screenshot shows the 'Incoming Message Browser' window. It has a search interface with two columns of criteria fields: Message Reference, External System, Correlation Id, Service Name, User Id, Branch Date, and Message Status on the left; and Branch, Message Id, Request Queue Message Id, Operation Code, Their User Id, Server Date Stamp, and FLEXCUBE Reference on the right. Below the fields are 'Search', 'Advanced Search', and 'Reset' buttons. A table below shows a single record with columns: Message Reference, Branch, External System, Message Id, Correlation Id, Request Queue Message Id, Service Name, and Operation Code. The table is currently empty. At the bottom right is an 'Exit' button.

This summary screen can be used to search for incoming messages which match the criteria (Message Reference Number, External System, Service Name etc) you specify. The 'Result' list shows the messages which match your query. The search functions available are:

Advanced

Click **Advanced** to specify queries with logical operators such as AND, OR and NOT.

Reset

Click **Reset** to empty the values in the criteria fields, so that you may begin a new search.

Query

After specifying your search criteria click **Query** to view the list of results which match your search criteria.

Refresh

Click **Refresh** to refresh the list of results.

3.5 Duplicate Message Browser

If Oracle FLEXCUBE Integration Gateway identifies a duplicate message it will be sent to the Duplicate Messages Browser. You can invoke the 'Duplicate Message Browser - Summary' screen by typing 'GWSPBROW' in the field at the top right corner of the Application tool bar and clicking the adjoining arrow button.

The screenshot shows a web application window titled "Duplicate Message Browser Summary". The window contains a search form with the following fields:

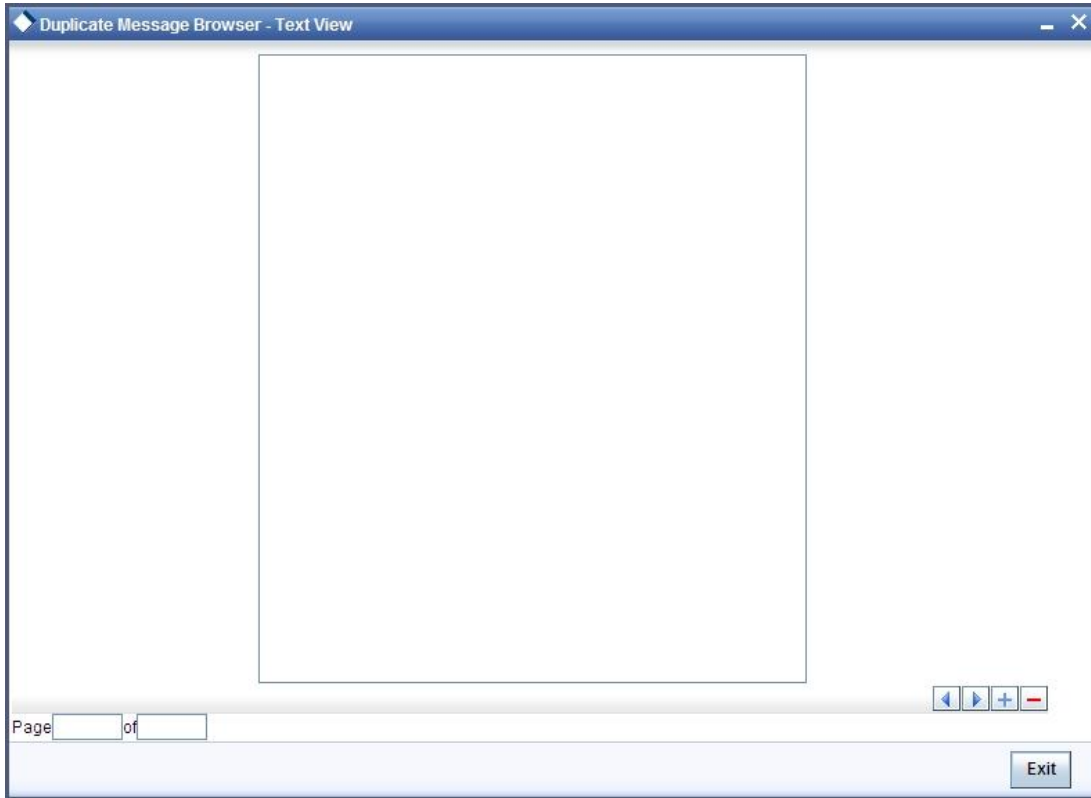
- Message Reference
- External System
- Correlation Id
- Service Name
- User Id
- Server Date Stamp
- Branch
- Message Id
- Request Queue Message Id
- Operation Code
- Their User Id
- Status

Below the search fields are buttons for "Search", "Advanced Search", and "Reset". A status bar indicates "Records per page 15" and "1 of 1" records. Below this is a table with the following columns:

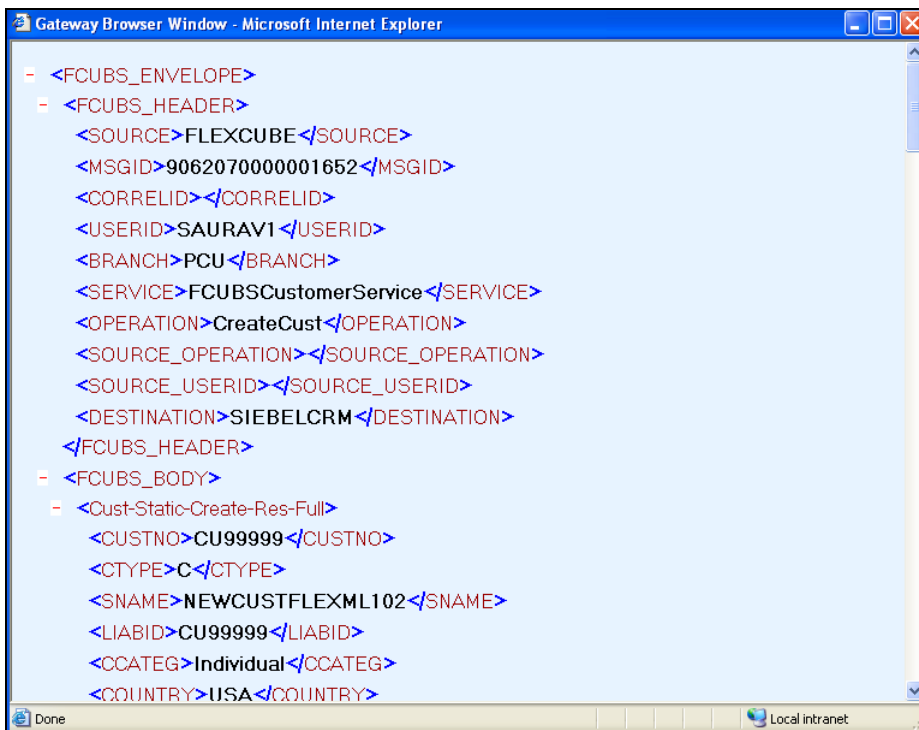
Message Reference	Branch	External System	Message Id	Correlation Id	Request Queue Message Id	Service Name	Operation Code
-------------------	--------	-----------------	------------	----------------	--------------------------	--------------	----------------

An "Exit" button is located in the bottom right corner of the window.

Click 'Text View' button in the 'Duplicate Message Browser - Summary' screen to view the duplicate messages in the text format.



Click 'XML View' button in the 'Duplicate Message Browser - Summary' screen to view the duplicate messages in the following format:



3.5.1 Querying Duplicate Message Browser

You can query the list of duplicate messages using the 'Duplicate Message Browser - Summary' screen with functions for search. You can invoke this screen by typing 'GWSPBROW' in the field at the top right corner of the Application tool bar and clicking the adjoining arrow button.

The screenshot shows a web application window titled "Duplicate Message Browser Summary". The window contains a search form with the following fields and controls:

- Message Reference
- External System
- Correlation Id
- Service Name
- User Id
- Server Date Stamp
- Branch
- Message Id
- Request Queue Message Id
- Operation Code
- Their User Id
- Status

Below the search fields are three buttons: "Search", "Advanced Search", and "Reset". A table header is visible with the following columns: Message Reference, Branch, External System, Message Id, Correlation Id, Request Queue Message Id, Service Name, and Operation Code. The table body is empty. At the bottom right of the window is an "Exit" button.

This query screen can be used to search for duplicate messages which match the criteria (Message Reference Number, External System, Service Name etc) you specify. The 'Result' list shows the messages which match your query. The search functions available are:

Advanced

Click **Advanced** to specify queries with logical operators such as AND, OR and NOT.

Reset

Click **Reset** to empty the values in the criteria fields, so that you may begin a new search.

Query

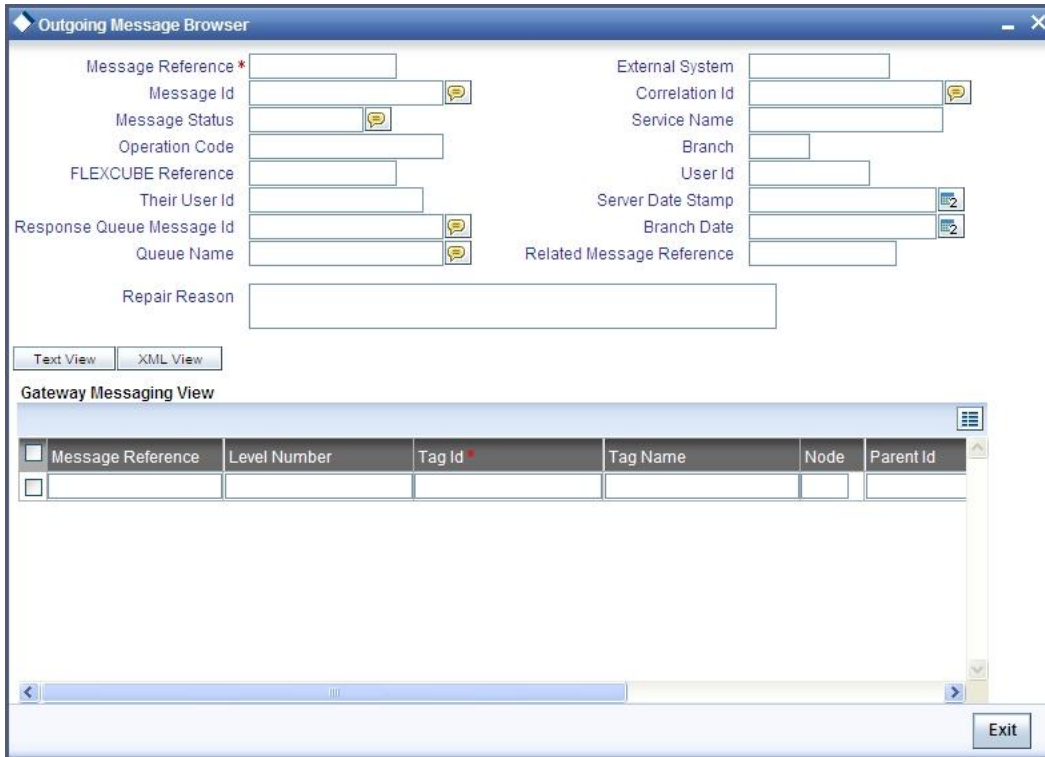
After specifying your search criteria click **Query** to view the list of results which match your search criteria.

Refresh

Click **Refresh** to refresh the list of results.

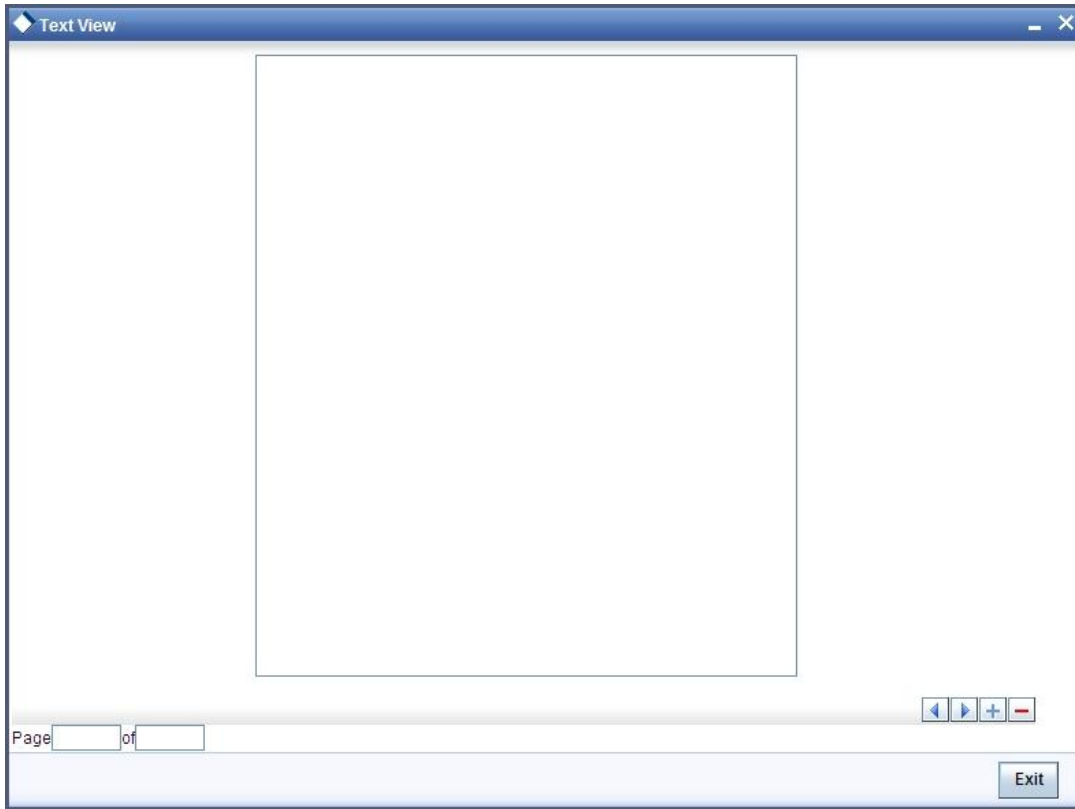
3.6 Outgoing Message Browser

Once the incoming messages have been processed, a response message will be sent to the external systems along with the status of the processed messages. The response messages will be displayed in the 'Outgoing Message Browser'. You can invoke the 'Outgoing Message Browser' screen by typing 'GWDOTBRW' in the field at the top right corner of the Application tool bar and clicking on the adjoining arrow button.

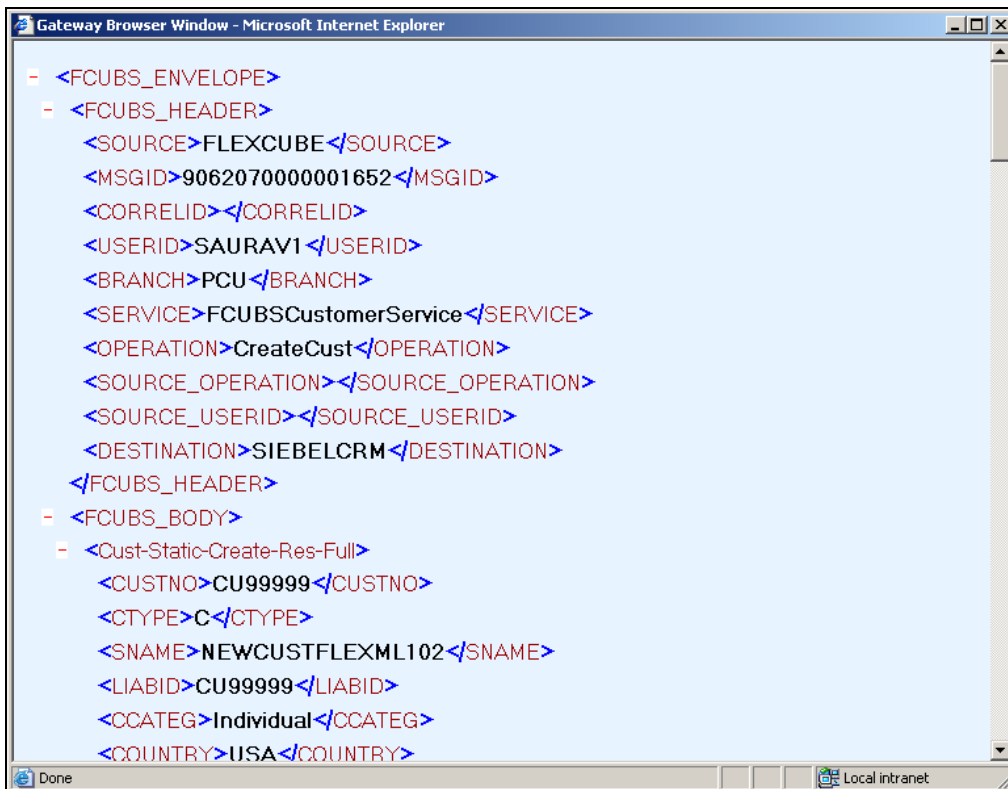


In the 'Outgoing Message Browser' screen you can view the details of the messages sent to the external systems. You can also view the messages in the XML format or the Text format.

Click 'Text View' button to view the response message in text format as shown below:



Click 'XML View' button to view the response messages in XML format as shown below:



3.6.1 Querying Outgoing Message Browser

You can query the list of outgoing messages using the 'Outgoing Message Browser - Summary' screen. You can invoke this screen by typing 'GWSOTBRW' in the field at the top right corner of the Application tool bar and clicking the adjoining arrow button.

The screenshot shows the 'Outgoing Message Browser' application window. The window has a title bar with a diamond icon and the text 'Outgoing Message Browser'. Below the title bar is a search form with two columns of input fields. The left column contains: Message Reference, Related Message Reference, Service Name, Message Id, Response Queue Message Id, Their User Id, and Server Date Stamp. The right column contains: Branch, External System, Operation Code, Correlation Id, User Id, Branch Date, and Message Status. Each field has a small icon to its right. Below the form are three buttons: 'Search', 'Advanced Search', and 'Reset'. Below the buttons is a table with a header row containing the following columns: Message Reference, Branch, Related Message Reference, External System, Service Name, Operation Code, Message Id, and Correlation Id. The table body is empty. At the bottom right of the window is an 'Exit' button. The window also has a status bar at the bottom with 'Records per page 15 of 1' and a 'Go' button.

This query screen can be used to search for outgoing messages which match the criteria (Message Reference Number, External System, Service Name etc) you specify. The 'Result' list shows the messages which match your query. The search functions available are:

Advanced

Click **Advanced** to specify queries with logical operators such as AND, OR and NOT.

Reset

Click **Reset** to empty the values in the criteria fields, so that you may begin a new search.

Query

After specifying your search criteria click **Query** to view the list of results which match your search criteria.

Refresh

Click **Refresh** to refresh the list of results.

3.7 Defining Notification Messages

The outgoing message browser also displays the notification messages. Every time the database layer receives a notification message, it updates the outgoing message browser to display the same.

At the branch level, you can maintain notification codes for each branch. You can do this using the 'Notifications Installed' screen.

You can invoke the 'Notifications Installed – Detailed' screen by typing 'GWDNTFIN' in the field at the top right corner of the Application tool bar and clicking the adjoining arrow button.

The screenshot shows a software window titled "Notifications Installed - Detailed". At the top, there are four input fields: "Branch Code *" with a dropdown arrow, "Notification Code *" with a dropdown arrow, "Branch Name" with a dropdown arrow, and "Description" with a dropdown arrow. Below these fields is a section labeled "Fields" containing: "Input By Date Time", "Authorized By Date Time", "Modification Number", and two checkboxes labeled "Authorized" and "Open". An "Exit" button is positioned at the bottom right of the window.

In this screen, you need to specify the following details:

Branch Code

Select a branch code for which you wish to assign a notification code. Once you select the branch code, the corresponding description is displayed.

Notification Code

From the list of values, select a notification code you wish to link with the branch. This will be used to generate notifications for the entire branch. Once you select the notification code, the corresponding description is displayed.

In addition to maintaining a notification code for a given branch, you can also specify a topic or a queue to which the notification messages should be sent.

You can define a topic/queue for a given branch and notification code in the 'Notifications Enroute' screen.

3.7.1 Viewing Installed Notification Details

You can view and query the list of notification messages using the 'Notifications Installed - Summary' screen. You can invoke this screen by typing 'GWSNTFIN' in the field at the top right corner of the Application tool bar and clicking the adjoining arrow button.

This summary screen can be used to search for notification messages which match the criteria (Message Reference Number, External System, Service Name etc) you specify. The 'Result' list shows the messages which match your query. The search functions available are:

Advanced

Click **Advanced** to specify queries with logical operators such as AND, OR and NOT.

Reset

Click **Reset** to empty the values in the criteria fields, so that you may begin a new search.

Query

After specifying your search criteria click **Query** to view the list of results which match your search criteria.

Refresh

Click **Refresh** to refresh the list of results.

3.8 Defining the Notifications Enroutes

You can invoke the 'Notification Enroutes - Detailed' screen by typing 'GWDNTFEN' in the field at the top right corner of the Application tool bar and clicking the adjoining arrow button.

The screenshot shows a software window titled "Notifications Enroute - Detailed". The window contains two columns of input fields. The left column has "Branch Code *" (with a dropdown icon), "Description", and "Destination Name *". The right column has "Notification Code *" (with a dropdown icon) and "Description". Below the input fields is a "Fields" section containing labels for "Input By", "Date Time", "Authorized By", "Date Time", "Modification Number", "Authorized" (checkbox), "Open" (checkbox), and an "Exit" button.

In 'Notification Enroutes - Detailed' screen, you define the following details:

Branch

Specify a branch for which you wish to define a topic. If you want to use a single topic for all branches and for a given notification code, you can use a wildcard '***'. Once you select a Branch Code, the corresponding description is displayed.

Notification Code

Select a notification code from the list of notification codes provided. You can indicate a wildcard '***' if a single topic needs to be used for all notifications in a branch.

Topic/Queue Name

Define a topic or a queue here. If you define a topic, you can assign multiple notification codes for a branch. In case of a queue, you can define only one notification code for each branch.

3.8.1 Viewing Summary screen

You can view and query the list of notifications enroute using the 'Notifications Enroutes - Summary' screen. You can invoke this screen by typing 'GWSNTFEN' in the field at the top right corner of the Application tool bar and clicking the adjoining arrow button.

This summary screen can be used to search for notifications enroute which match the criteria (Message Reference Number, External System, Service Name etc) you specify. The 'Result' list shows the messages which match your query. The search functions available are:

Advanced

Click **Advanced** to specify queries with logical operators such as AND, OR and NOT.

Reset

Click **Reset** to empty the values in the criteria fields, so that you may begin a new search.

Query

After specifying your search criteria click **Query** to view the list of results which match your search criteria.

Refresh

Click **Refresh** button to refresh the list of results.

3.9 Maintaining MT Task Details

Using the 'Gateway Maintenance Detailed' screen, you can maintain the basis for creation of MT tasks for Gateway message. You can invoke this screen by typing 'STDGWINT' in the field at the top right corner of the Application tool bar and clicking the adjoining arrow button.

Gateway Maintenance

Branch Code * _____

External System * _____

Module Code * _____

<input type="checkbox"/>	Service Name *	Operation Code *	Task Initiation Required	Effective Date
<input type="checkbox"/>			<input type="checkbox"/>	

Maker
Checker

Date Time:
Date Time:

Mod No
Record Status
Authorization Status

Exit

In this screen, you can specify the following details:

Branch Code

Specify the branch code of the bank. This adjoining option list displays all valid branches maintained in the system. You can choose the appropriate one.

External System

Specify the name of the external system. This adjoining option list displays all the external systems maintained in the system. You can choose the appropriate one.

Module Code

Specify the module name. This adjoining option list displays all the modules maintained in the system. You can choose the appropriate one.

Service Name

Specify the service name of the module selected. This adjoining option list displays all the service names maintained in the system. You can choose the appropriate one.

Operation code

Specify the operation code of the service. This adjoining option list displays all valid operation codes maintained in the system. You can choose the appropriate one.

Effective Date

Specify the date from which the gateway message maintenance becomes effective. Effective date should be equal to or greater than the application date.

4. Message Formats

4.1 Introduction

Data exchanged between Oracle FLEXCUBE and the external systems will be in the form of XML messages. These XML messages are defined in FCUBS in the form of XML Schema Documents (XSD) and are referred to as 'FCUBS formats'. An XML Schema is uniquely identified by its Namespace and its Root Element (root node). The root node for XSDs of gateway messages will be generated as per the following pattern:

- <OPERATION>_<MESSAGE EXCHANGE PATTERN>_REQ
- <OPERATION>_<MESSAGE EXCHANGE PATTERN>_RES

Where

- <OPERATION> refers to an Oracle FLEXCUBE operation like CREATECUSTACC
- <MESSAGE_EXCHANGE_PATTERN> refers to the request & response message patterns exchanged. The Message Pattern is of the following types
 - FS (Full Screen) - This indicates that the payload will contain all the elements on the corresponding Oracle FLEXCUBE screen.
 - IO (Input Only) - This indicates that the payload will contain the only input elements on the corresponding Oracle FLEXCUBE screen.
 - PK (Primary Key): This indicates that the payload will contain only the Primary Key elements of the corresponding Oracle FLEXCUBE screen.

<MESSAGE_EXCHANGE_PATTERN> is a combination of message patterns. The <MESSAGE_EXCHANGE_PATTERN> available in FLEXCUBE is shown below:

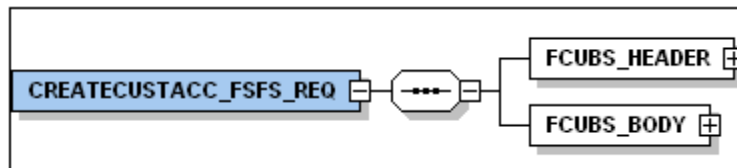
- FSFS - Full Screen Request and Full Screen Response
- IOPK - Input Only Request and Primary Key Response
- IOFS - Input Only Request and Full Screen Response

Non-Query Formats

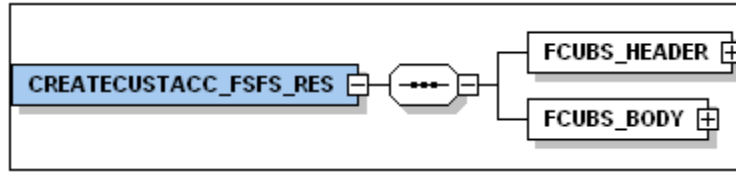
Example

Consider the Operation 'CREATECUSTACC'. The root node of messages under this operation will be as under:

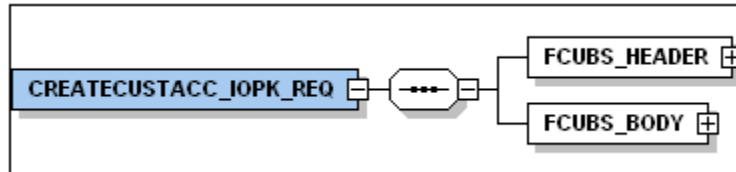
- CREATECUSTACC_FSFS_REQ



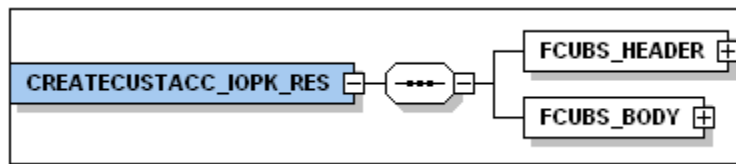
- CREATECUSTACC_FSFS_RES



- CREATECUSTACC_IOPK_REQ



- CREATECUSTACC_IOPK_RES

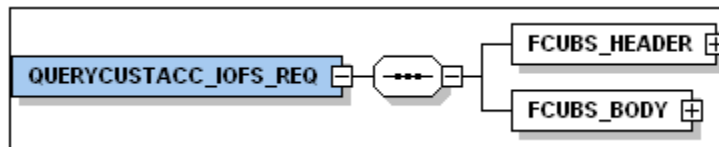


Query Formats

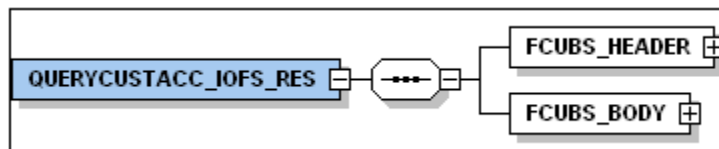
Example

Consider the Operation 'QUERYCUSTACC'. The root node of messages under this operation will be as under:

- QUERYCUSTACC_IOFS_REQ



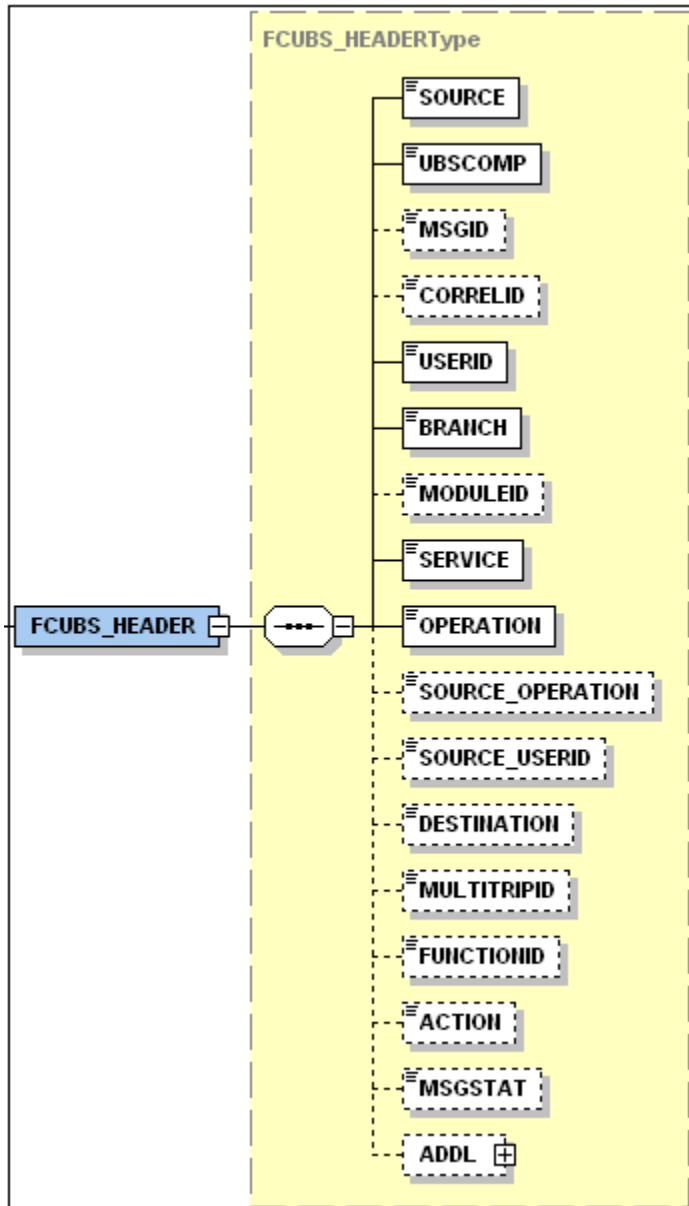
- QUERYCUSTACC_IOFS_RES



4.2 Oracle FLEXCUBE Envelope

A standard gateway message in the Oracle FLEXCUBE Envelope contains two main components namely:

- FCUBS_HEADER – This is a node that forms the header of the FCUBS Envelope. The tags under the header portion of a message will identify a partner system, a service, an operation, user, branch, etc. These tags are constant across all messages.
- FCUBS_BODY – This node contains the actual payload of a message. The contents of this node will vary for each message.



4.2.1 **FCUBS HEADER**

The tags under FCUBS HEADER have been described below:

SOURCE

This indicates the name of the External system that is the source of the message.

UBSCOMP

This indicates the Oracle FLEXCUBE component of the message - whether FCIS or FCUBS

MSGID

This unique ID identifies each message – incoming or outgoing in Oracle FLEXCUBE. Every message will have a distinct message ID.

CORRELID

This is the id using which any system which has sent a request to FC UBS can correlate to the response. In the External system maintenance, the Correlation Pattern can be configured for each external system. It can be maintained that either the 'MSGID' or the 'CORRELID' of the request message is returned back as the 'CORRELID' in the response message. Depending on this maintenance, Oracle FLEXCUBE will set either the 'MSGID' or the 'CORRELID' of the request message in the response message.

USERID

For request messages, this ID is used to submit message requests. Oracle FLEXCUBE will process this request using this id.

For response messages, the value of this will be 'null'.

BRANCH

This indicates the Oracle FLEXCUBE Branch Code where the request message needs to be processed. If the BRANCH is missing in the header, request message will be transmitted and processed in Head Office branch.

MODULEID

This indicates the module ID.

SERVICE

This provides details on the various services of Oracle FLEXCUBE. For every incoming message in Oracle FLEXCUBE, the service name is mandatory.

OPERATION

This indicates the functional operation.

SOURCE_OPERATION

This indicates the functional operation as registered in Oracle FLEXCUBE.

SOURCE_USERID

This is the User ID with which the request message was invoked from the SOURCE.

DESTINATION

For incoming messages, the destination will be Oracle FLEXCUBE. For response messages, system will populate the SOURCE of the request message as DESTINATION.

MULTIRIPID

This is a unique id which indicates overrides.

FUNCTIONID

This indicates the Oracle FLEXCUBE Function ID

MSGSTAT

This indicates whether the transaction is a SUCCESS or FAILURE.

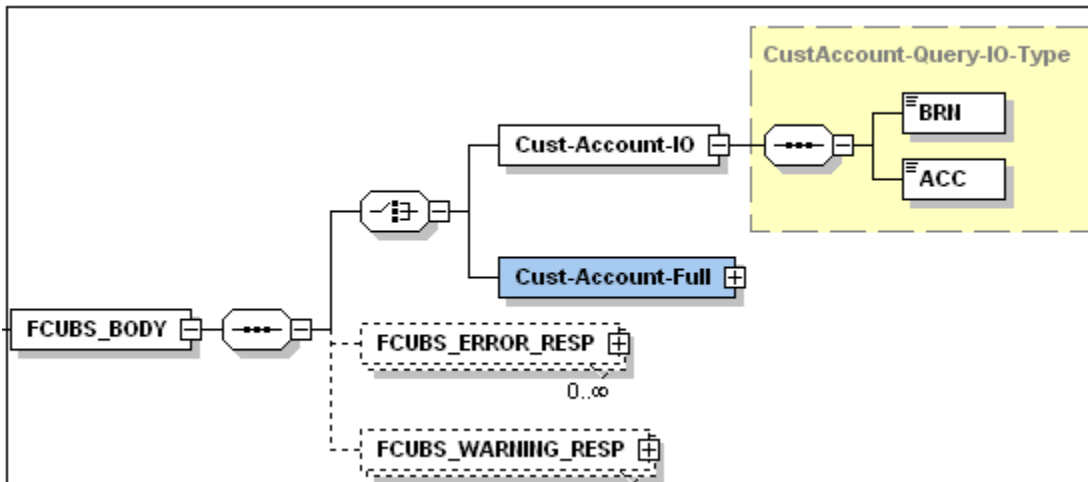
ADDL

This is used to send additional parameters i.e. parameters not available in Oracle FLEXCUBE.

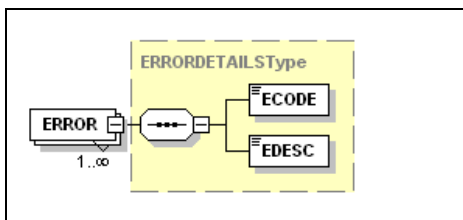
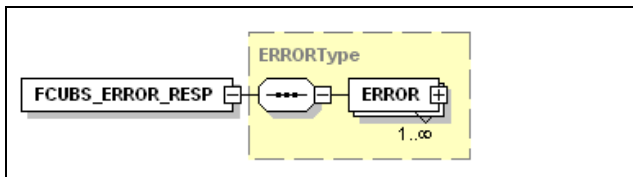
4.2.2 FCUBS_BODY

The FCUBS_BODY will contain the actual payload to perform the respective transaction. The contents of the payload will vary for each operation.

The following snapshot shows a sample FCUBS_BODY of QUERYCUSTACC operation.



FCUBS_BODY will contain additional nodes for error response and warning response. A diagrammatic representation of the Error response is as shown below:



4.2.2.1 FCUBS_ERROR_RESP

The error response message will be sent from Oracle FLEXCUBE when errors are raised in a transaction. The error response will have another tag 'ERROR' within it.

ERROR

The 'ERROR' node will have tags for error code and error description. The 'ERROR' node will be generated for each error raised by FCUBS.

4.2.2.2 FCUBS WARNING RESP

The warning response message will be sent when overrides are raised in a transaction. The Warning response will have another tag 'WARNING' within it.

WARNING

This node will have tags for warning code and warning description. The 'WARNING' node will be generated for each override raised by FCUBS.

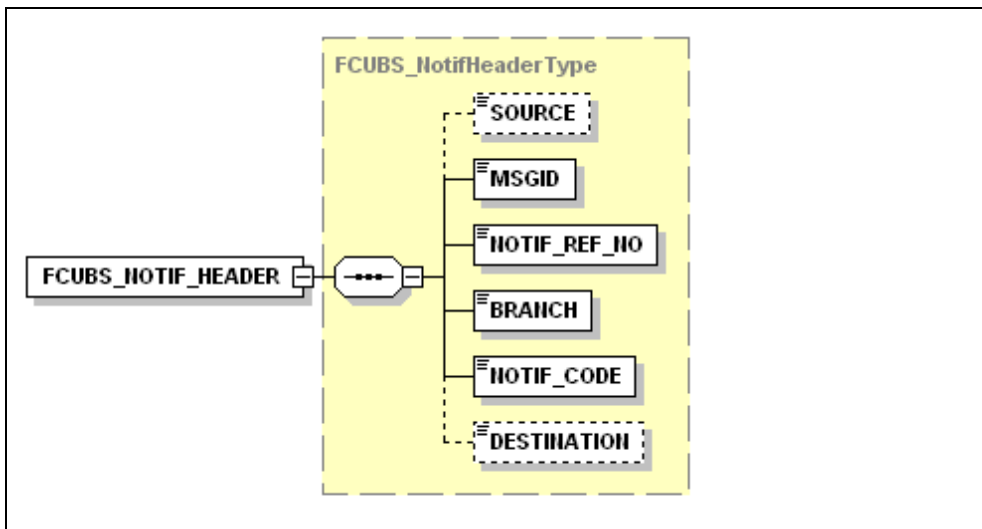
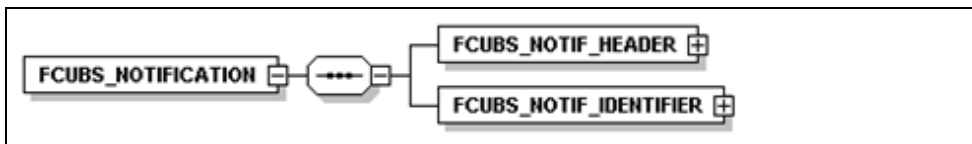
4.3 Oracle FLEXCUBE NOTIFICATION

The notification messages are generated in a standard format. The notification messages will consist of two main components:

FCUBS_NOTIF_HEADER – This forms the header portion of a notification message. This contains a standard set of tags that can identify a notification. These tags are constant across all notification messages.

FCUBS_NOTIF_IDENTIFIER – This will identify the maintenance records based on the information provided under this node. The contents of this node will vary for each notification.

A diagrammatic representation of FCUBS NOTIFICATION is as shown below:



4.3.1 **FCUBS NOTIFICATION HEADER**

The tags under FCUBS NOTIFICATION HEADER have been described below:

SOURCE

This indicates the name of the External system or the source of the message.

MSGID

This is the unique reference number generated by Oracle FLEXCUBE.

NOTIF_REF_NO.

This unique reference number identifies each notification message generated in Oracle FLEXCUBE.

BRANCH

This indicates the branch in which notification has been triggered.

NOTIF_CODE

This indicates the code for the notification that has been triggered.

DESTINATION

For incoming messages, the DESTINATION should be Oracle FLEXCUBE. For response messages, system will populate the SOURCE of the request message as DESTINATION.

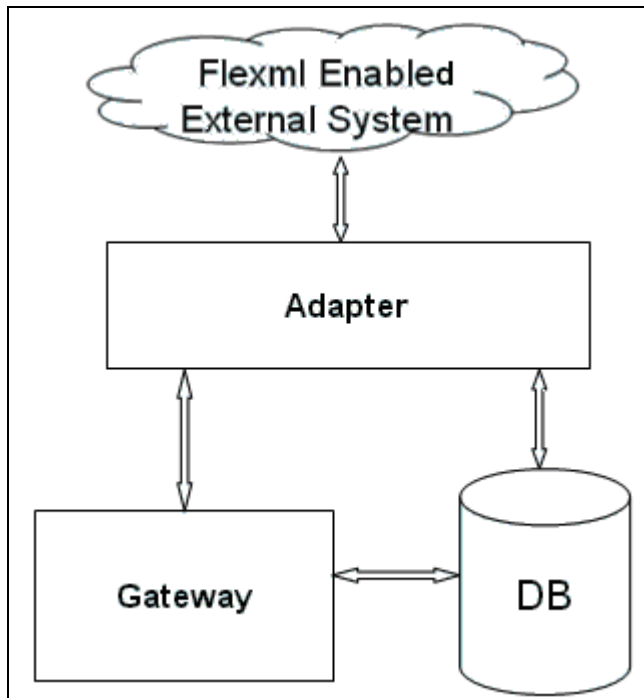
Refer 'Service-Documentation' available under 'Gateway' for details about each message.

5. FLEXML Adapter Message Conversion

5.1 Introduction

FLEXML Adapter is a component which facilitates the communication between existing FLEXML enabled systems and newer version of Oracle FLEXCUBE based on Gateways. The messages are converted from FLEXML format to Gateway format and vice versa.

The diagram given below indicates that the adapter acts as a middle layer facilitating the exchange of messages between FLEXML based systems and the Oracle FLEXCUBE database.



The different channels used by the adapter to communicate with the gateway can be categorized as follows:

- Inbound FLEXML Adapter
- Outbound FLEXML Adapter

5.2 Inbound FLEXML Adapter

Inbound FLEXML Adapter provides an XML based interface for the FLEXML enabled external system, to communicate with Oracle FLEXCUBE database. It converts the messages from FLEXML format to gateway format and invokes GW EJB, which handles further processing of the message.

The following communication mechanisms are available to process the incoming FLEXML messages:

- EJB Inbound Adapter – This is used if the external system is compatible with EJB interface. The external system invokes the adapter using EJB interface API method

- MDB Inbound Adapter - This is used if the external system is JMS compatible. The external system invokes the adapter by sending message to JMS Queue.

5.2.1 Processing Incoming FLEXML Request Message

The inbound adapter processes an incoming request message in FLEXML format as follows:

1. Adapter receives the request message in FLEXML format
2. The request message is logged in table, if the value of the property file parameter 'FXG_MSG_LOG_FLG' is 'Y'
3. XML message is validated using FLEXML DTD
4. If the message is invalid, the adapter generates parser error message in FLEXML format and sends it back to external system. If the message is valid, the source name, service name, and operation type is retrieved from the message
5. Based on source name, service name and operation type, request and reply XSLT file name is retrieved from database
6. XSLT is applied to convert the message from FLEXML format to GW format
7. GW EJB component is invoked, which processes the request and replies with a message in gateway format
8. XSLT is applied to convert GW reply message to FLEXML format.
9. The reply message is logged in table, if the value of the property file parameter 'FXG_MSG_LOG_FLG' is 'Y'
10. Reply message in FLEXML format is send back to the external system

5.3 Outbound FLEXML Adapter

An outbound adapter notifies any internal events within Oracle FLEXCUBE to the external system. For eg, internal events associated with static maintenances or transactions that happen in Oracle FLEXCUBE need to be communicated to the external system.

FLEXML uses the handoff mechanism to transfer data to the external system, whereas Gateway uses notification process for the same. Handoff messages contain complete transaction information, but notification message contains only the primary key of the transaction.

5.3.1 Processing Outbound Messages

The outbound messages to the external system are processed as follows:

1. Outbound adapter receives request notification XML message from the notification queue
2. Notification code is retrieved from the notification message
3. Using XSLT maintenance table and notification code, query XSLT, handoff XSLT and all the external system names related to the notification code are retrieved by the adapter
4. Query XSLT is applied to convert GW notification XML message to GW query message and handoff XSLT is applied to convert GW reply to FLEXML format handoff message
5. The handoff queue name is retrieved using external system maintenance

6. The handoff message is logged in table, if the value of the property file parameter 'FXG_MSG_LOG_FLG' is 'Y'
7. Handoff XML message is send to each external system

5.3.2 Mapping FLEXML Format Messages to Gateway Format

FLEXML uses DTDs to define the structure of an XML document, whereas Gateways use XSDs for the same. Extensible Style Sheet Language (XSL), an XML based transformation language, is used to convert XML documents from one format to another.

The mapping can be done using any of the following methods:

- Optional Attribute Map Approach – X-Path language is used to map between the two XML formats
- Mandatory Attribute Map Approach – the mandatory attributes in the target XML document are mapped in this case.

6. Annexure – List of Messages

6.1 Introduction

This chapter lists out the various messages that fold under the purview of the following Gateway services:

- Inbound application integration – used when any external system needs to add, modify or query information within Oracle FLEXCUBE
- Outbound application integration – used when any external system needs to be notified of the various events that occur within Oracle FLEXCUBE.

6.2 Inbound Application Integration – Services

Oracle FLEXCUBE UBS Inbound Application Gateway provides XML based 'Services'. These services consist of one or more 'Operations'. These operations can be invoked by any external system to perform the relevant operation in Oracle FLEXCUBE UBS. The services supported by the Gateway are listed below:

- FCUBSFTService
- FCUBSAccService
- FCUBSDDService
- FCUBSLDService
- FCUBSCustomerService
- FCUBSCGService
- FCUBSPARQRYService
- FCUBSSTService
- FCUBSPCService
- FCUBSILService
- FCUBSTDService
- FCUBSCLService
- FCUBSCBService
- FCUBSUPService

6.2.1 FCUBSFTService

All funds transfer operations are logically grouped under a service called 'FCUBSFTService'.

Oracle FLEXCUBE supports the following operations under this service:

- CreateMt101
- AuthorizeMt101
- DeleteMt101
- ModifyMt101
- QueryMt101
- CreateFTContract
- AmendFTContract
- QueryFTContract

6.2.1.1 CreateMt101

This is the operation code for creating Mt101 message in Oracle FLEXCUBE. It involves the following messages:

- CreateMt101-Req-Full- This is the request message to create Mt101 message in Oracle FLEXCUBE UBS. An external system which intends to create Mt101 message has to send the request in the format specified. The format of the message is called 'Full-screen', which includes all the fields (input fields and the display fields) as in the corresponding Oracle FLEXCUBE front-end screen.
- CreateMt101-Req-IO- This is the request message to create Mt101 message in Oracle FLEXCUBE UBS. An external system which intends to create Mt101 message has to send the request in the specified format. The format of the message is called 'Input-only', which has only those fields that are actually required for creating MT101 message.
- CreateMt101-Res-Full- This is the response message which is sent back to the external system when an Mt101 message is successfully created in Oracle FLEXCUBE UBS. The format of the message is called 'Full-screen response', which includes all the fields (input fields and the display fields) as in the corresponding Oracle FLEXCUBE screen.
- CreateMt101-Res-PK- This is the response message which is sent back to the external system when an Mt101 message is successfully created in Oracle FLEXCUBE UBS. The format of the message is called 'Primary-Key response', which includes only the primary key fields of the MT101 message in the Oracle FLEXCUBE data store.

6.2.1.2 AuthorizeMt101

This is the operation code for authorizing MT101 message in Oracle FLEXCUBE. It involves the following messages:

- AuthorizeMt101-Req-Full- This is the request message to authorize Mt101 message in Oracle FLEXCUBE UBS. An external system which intends to authorize has to send the request in the format specified. The format of the message is called 'Full-screen', which includes all the fields (input fields and the display fields) as in the corresponding Oracle FLEXCUBE front-end screen.
- AuthorizeMt101-Req-IO- This is the request message to authorize Mt101 message in Oracle FLEXCUBE UBS. An external system which intends to authorize MT101 message has to send the request in the specified format. The format of the message is called 'Input-only', which has only those fields that can be used to query.
- AuthorizeMt101-Res-Full- This is the response message which is sent back to the external system when Mt101 message is successfully authorized in Oracle FLEXCUBE UBS. The format of the message is called 'Full-screen response', which includes all the fields (input fields and the display fields) as in the corresponding Oracle FLEXCUBE screen.
- AuthorizeMt101-Res-PK- This is the response message which is sent back to the external system when Mt101 message is successfully authorized in Oracle FLEXCUBE UBS. The format of the message is called 'Primary-Key response', which includes only the primary key fields of the MT101 message in the Oracle FLEXCUBE data store.

6.2.1.3 DeleteMt101

This is the operation code for deleting Mt101 message in Oracle FLEXCUBE. It involves the following messages:

- DeleteMt101-Req-Full- This is the request message to delete Mt101 message in Oracle FLEXCUBE UBS. An external system which intends to delete MT101 message has to send the request in the format specified. The format of the message is called 'Full-

screen', which includes all the fields (input fields and the display fields) as in the corresponding Oracle FLEXCUBE front-end screen.

- DeleteMt101-Req-IO- This is the request message to delete Mt101 message in Oracle FLEXCUBE UBS. An external system which intends to delete an MT101 message has to send the request in the specified format. The format of the message is called 'Input-only', which has only those fields that are actually required for closing MT101 message.
- DeleteMt101-Res-Full- This is the response message which is sent back to the external system when Mt101 message is successfully deleted in Oracle FLEXCUBE UBS. The format of the message is called 'Full-screen response', which includes all the fields (input fields and the display fields) as in the corresponding Oracle FLEXCUBE screen.
- DeleteMt101-Res-PK- This is the response message which is sent back to the external system when Mt101 message is successfully deleted in Oracle FLEXCUBE UBS. The format of the message is called 'Primary-Key response', which includes only the primary key fields of the MT101 message in the Oracle FLEXCUBE data store.

6.2.1.4 ModifyMt101

This is the operation code for modifying Mt101 message in Oracle FLEXCUBE. It involves the following messages:

- ModifyMt101-Req-Full- This is the request message to modify Mt101 message in Oracle FLEXCUBE UBS. An external system which intends to close an MT101 message has to send the request in the format specified. The format of the message is called 'Full-screen', which includes all the fields (input fields and the display fields) as in the corresponding Oracle FLEXCUBE front-end screen.
- ModifyMt101-Req-IO- This is the request message to modify Mt101 message in Oracle FLEXCUBE UBS. An external system which intends to modify an MT101 message has to send the request in the specified format. The format of the message is called 'Input-only', which has only those fields that are actually required for modifying MT101 message.
- ModifyMt101-Res-Full- This is the response message which is sent back to the external system when Mt101 message is successfully modified in Oracle FLEXCUBE UBS. The format of the message is called 'Full-screen response', which includes all the fields (input fields and the display fields) as in the corresponding Oracle FLEXCUBE screen.
- ModifyMt101-Res-PK- This is the response message which is sent back to the external system when Mt101 message is successfully modified in Oracle FLEXCUBE UBS. The format of the message is called 'Primary-Key response', which includes only the primary key fields of the MT101 message in the Oracle FLEXCUBE data store.



Oracle FLEXCUBE allows modification only before the first authorization.

6.2.1.5 QueryMt101

This is the operation code for querying Mt101 message in Oracle FLEXCUBE. It involves the following messages:

- QueryMt101-Req-Full- This is the request message to query Mt101 message in Oracle FLEXCUBE UBS. An external system which intends to query an MT101 message has to send the request in the format specified. The format of the message is called 'Full-screen', which includes all the fields (input fields and the display fields) as in the corresponding Oracle FLEXCUBE front-end screen.
- QueryMt101-Req-IO- This is the request message to query Mt101 message in Oracle FLEXCUBE UBS. An external system which intends to query an MT101 message has to

send the request in the specified format. The format of the message is called 'Input-only', which has only those fields that are actually required for querying an MT101 message.

- QueryMt101-Res-Full- This is the response message which is sent back to the external system when Mt101 message is successfully queried in Oracle FLEXCUBE UBS. The format of the message is called 'Full-screen response', which includes all the fields (input fields and the display fields) as in the corresponding Oracle FLEXCUBE screen.
- QueryMt101-Res-PK- This is the response message which is sent back to the external system when Mt101 message is successfully queried in Oracle FLEXCUBE UBS. The format of the message is called 'Primary-Key response', which includes only the primary key fields of the MT101 message in the Oracle FLEXCUBE data store.

6.2.1.6 CreateFTContract

This is the operation code for creating FT contract in Oracle FLEXCUBE. It involves the following messages:

- CreateFTContract-Req-Full- This is the request message to create FT contract in Oracle FLEXCUBE UBS. An external system which intends to create FT contract has to send the request in the format specified. The format of the message is called 'Full-screen', which includes all the fields (input fields and the display fields) as in the corresponding Oracle FLEXCUBE front-end screen.
- CreateFTContract-Req-IO- This is the request message to create FT contract in Oracle FLEXCUBE UBS. An external system which intends to create FT contract has to send the request in the specified format. The format of the message is called 'Input-only', which has only those fields that are actually required for creating an FT contract.
- CreateFTContract-Res-Full- This is the response message which is sent back to the external system when FT contract is successfully created in Oracle FLEXCUBE UBS. The format of the message is called 'Full-screen response', which includes all the fields (input fields and the display fields) as in the corresponding Oracle FLEXCUBE screen.
- CreateFTContract-Res-PK- This is the response message which is sent back to the external system when an FT contract is successfully created in Oracle FLEXCUBE UBS. The format of the message is called 'Primary-Key response', which includes only the primary key fields of the FT contract in the Oracle FLEXCUBE data store.

6.2.1.7 AmendFTContract

This is the operation code for amending FT contract in Oracle FLEXCUBE. It involves the following messages:

- AmendFTContract-Req-Full- This is the request message to amend FT contract in Oracle FLEXCUBE UBS. An external system which intends to amend FT contract has to send the request in the format specified. The format of the message is called 'Full-screen', which includes all the fields (input fields and the display fields) as in the corresponding Oracle FLEXCUBE front-end screen.
- AmendFTContract-Req-IO- This is the request message to amend FT contract in Oracle FLEXCUBE UBS. An external system which intends to amend FT contract has to send the request in the specified format. The format of the message is called 'Input-only', which has only those fields that are actually required for amending an FT contract.
- AmendFTContract-Res-Full- This is the response message which is sent back to the external system when FT contract is successfully amended in Oracle FLEXCUBE UBS. The format of the message is called 'Full-screen response', which includes all the fields (input fields and the display fields) as in the corresponding Oracle FLEXCUBE screen.
- AmendFTContract-Res-PK- This is the response message which is sent back to the external system when an existing FT contract is successfully amended in Oracle FLEXCUBE UBS. The format of the message is called 'Primary-Key response', which

includes only the primary key fields of the FT contract in the Oracle FLEXCUBE data store.

6.2.1.8 QueryFTContract

This is the operation code for querying FT contract in Oracle FLEXCUBE. It involves the following messages:

- QueryFTcontract-Req-Full- This is the request message to query FT contract in Oracle FLEXCUBE UBS. An external system which intends to query FT contract has to send the request in the format specified. The format of the message is called 'Full-screen', which includes all the fields (input fields and the display fields) as in the corresponding Oracle FLEXCUBE front-end screen.
- QueryFTContract-Req-IO- This is the request message to query FT contract in Oracle FLEXCUBE UBS. An external system which intends to query FT contract has to send the request in the specified format. The format of the message is called 'Input-only', which has only those fields that are actually required for querying an FT contract.
- QueryFTContract-Res-Full- This is the response message which is sent back to the external system when FT contract is successfully queried in Oracle FLEXCUBE UBS. The format of the message is called 'Full-screen response', which includes all the fields (input fields and the display fields) as in the corresponding Oracle FLEXCUBE screen.
- QueryFTContract-Res-PK- This is the response message which is sent back to the external system when FT contract is successfully queried in Oracle FLEXCUBE UBS. The format of the message is called 'Primary-Key response', which includes only the primary key fields of the FT contract in the Oracle FLEXCUBE data store.

6.2.2 FCUBSAccService

All account operations are logically grouped under a service called 'FCUBSAccService'.

Oracle FLEXCUBE supports the following operations under this service:

- CheckBookNew
- CheckBookModify
- CheckBookQuery
- CheckBookAuthorise
- CheckBookDelete
- CheckDetailsQuery
- CreateStopPaymentsReversal
- ModifyStopPaymentsReversal
- AuthoriseStopPaymentsReversal
- CloseStopPaymentsReversal
- ReopenStopPaymentsReversal
- QueryStopPaymentsReversal
- CreateStopPaymentsParameter
- ModifyStopPaymentsParameter
- CloseStopPaymentsParameter
- ReopenStopPaymentsParameter
- QueryStopPaymentsParameter
- StopPaymentsNew

- CreateTDSim
- QueryGenAdvice
- QueryPreLiquid
- Querycustaccbal
- CreateCustAcc
- QueryCustAcc
- ModifyCustAcc
- AuthorizeCustAcc
- CloseCustAcc

6.2.2.1 CheckBookNew

This is the operation code for creating new Cheque Book in Oracle FLEXCUBE. It involves the following messages:

- CheckBookNew-Req-Full- This is the request message to create new cheque book in Oracle FLEXCUBE UBS. An external system which intends to create a new cheque book has to send the request in the format specified. The format of the message is called 'Full-screen', which includes all the fields (input fields and the display fields) as in the corresponding Oracle FLEXCUBE front-end screen.
- CheckBookNew -Req-IO- This is the request message to create new cheque book in Oracle FLEXCUBE UBS. An external system which intends to create the cheque book has to send the request in the specified format. The format of the message is called 'Input-only', which has only those fields that are actually required for creating a new cheque book.
- CheckBookNew -Res-Full- This is the response message which is sent back to the external system when a new cheque book is successfully created in Oracle FLEXCUBE UBS. The format of the message is called 'Full-screen response', which includes all the fields (input fields and the display fields) as in the corresponding Oracle FLEXCUBE screen.
- CheckBookNew -Res-PK- This is the response message which is sent back to the external system when anew cheque book is successfully created in Oracle FLEXCUBE UBS. The format of the message is called 'Primary-Key response', which includes only the primary key fields of the cheque book record in the Oracle FLEXCUBE data store.

6.2.2.2 CheckBookModify

This is the operation code for modifying new Cheque Book in Oracle FLEXCUBE. It involves the following messages:

- CheckBookModify-Req-Full- This is the request message to modify a cheque book in Oracle FLEXCUBE UBS. An external system which intends to modify a cheque book has to send the request in the format specified. The format of the message is called 'Full-screen', which includes all the fields (input fields and the display fields) as in the corresponding Oracle FLEXCUBE front-end screen.
- CheckBookModify-Req-IO- This is the request message to modify a cheque book in Oracle FLEXCUBE UBS. An external system which intends to modify a cheque book has to send the request in the specified format. The format of the message is called 'Input-only', which has only those fields that are actually required for modifying a cheque book.
- CheckBookModify -Res-Full- This is the response message which is sent back to the external system when a cheque book is successfully modified in Oracle FLEXCUBE UBS. The format of the message is called 'Full-screen response', which includes all the

fields (input fields and the display fields) as in the corresponding Oracle FLEXCUBE screen.

- CheckBookModify -Res-PK- This is the response message which is sent back to the external system when a cheque book is successfully modified in Oracle FLEXCUBE UBS. The format of the message is called 'Primary-Key response', which includes only the primary key fields of the cheque book in the Oracle FLEXCUBE data store.

6.2.2.3 CheckBookQuery

This is the operation code for querying new Cheque Book in Oracle FLEXCUBE. It involves the following messages:

- CheckBookQuery-Req-Full- This is the request message to query a cheque book in Oracle FLEXCUBE UBS. An external system which intends to query a cheque book has to send the request in the format specified. The format of the message is called 'Full-screen', which includes all the fields (input fields and the display fields) as in the corresponding Oracle FLEXCUBE front-end screen.
- CheckBookQuery-Req-IO- This is the request message to query a cheque book in Oracle FLEXCUBE UBS. An external system which intends to query a cheque book has to send the request in the specified format. The format of the message is called 'Input-only', which has only those fields that are actually required for querying a cheque book.
- CheckBookQuery -Res-Full- This is the response message which is sent back to the external system when a cheque book is successfully queried in Oracle FLEXCUBE UBS. The format of the message is called 'Full-screen response', which includes all the fields (input fields and the display fields) as in the corresponding Oracle FLEXCUBE screen.
- CheckBookQuery -Res-PK- This is the response message which is sent back to the external system when a cheque book is successfully queried in Oracle FLEXCUBE UBS. The format of the message is called 'Primary-Key response', which includes only the primary key fields of the cheque book in the Oracle FLEXCUBE data store.

6.2.2.4 CheckBookAuthorise

This is the operation code for authorising cheque book details for a customer account in Oracle FLEXCUBE. It involves the following messages:

- CheckBookAuthorise-Req-Full- This is the request message to authorise cheque book details for a customer account in Oracle FLEXCUBE UBS. An external system which intends to authorise cheque book has to send the request in the format specified. The format of the message is called 'Full-screen', which includes all the fields (input fields and the display fields) as in the corresponding Oracle FLEXCUBE front-end screen.
- CheckBookAuthorise-Req-IO- This is the request message to authorise cheque book details for a customer account in Oracle FLEXCUBE UBS. An external system which intends to authorise cheque book has to send the request in the specified format. The format of the message is called 'Input-only', which has only those fields that are actually required for authorising cheque book.
- CheckBookAuthorise-Res-Full- This is the response message which is sent back to the external system when cheque book details for a customer account is successfully authorised in Oracle FLEXCUBE UBS. The format of the message is called 'Full-screen response', which includes all the fields (input fields and the display fields) as in the corresponding Oracle FLEXCUBE screen.
- CheckBookAuthorise-Res-PK- This is the response message which is sent back to the external system when cheque book details for a customer account is successfully authorised in Oracle FLEXCUBE UBS. The format of the message is called 'Primary-Key

response', which includes only the primary key fields of the cheque book record in the Oracle FLEXCUBE data store.

6.2.2.5 CheckBookDelete

This is the operation code for deleting cheque book details for a customer account in Oracle FLEXCUBE. It involves the following messages:

- **CheckBookDelete-Req-Full-** This is the request message to delete cheque book details for a customer account in Oracle FLEXCUBE UBS. An external system which intends to delete cheque book has to send the request in the format specified. The format of the message is called 'Full-screen', which includes all the fields (input fields and the display fields) as in the corresponding Oracle FLEXCUBE front-end screen.
- **CheckBookDelete-Req-IO-** This is the request message to delete cheque book details for a customer account in Oracle FLEXCUBE UBS. An external system which intends to delete cheque book has to send the request in the specified format. The format of the message is called 'Input-only', which has only those fields that are actually required for deleting cheque book.
- **CheckBookDelete-Res-Full-** This is the response message which is sent back to the external system when cheque book details for a customer account is successfully deleted in Oracle FLEXCUBE UBS. The format of the message is called 'Full-screen response', which includes all the fields (input fields and the display fields) as in the corresponding Oracle FLEXCUBE screen.
- **CheckBookDelete-Res-PK-** This is the response message which is sent back to the external system when cheque book details for a customer account are successfully deleted in Oracle FLEXCUBE UBS. The format of the message is called 'Primary-Key response', which includes only the primary key fields of the cheque book record in the Oracle FLEXCUBE data store.

6.2.2.6 CheckDetailsQuery

This is the operation code for querying the details of a cheque leaf in Oracle FLEXCUBE. It involves the following messages:

- **CheckDetailsQuery-Req-Full-** This is the request message to query on cheque leaf details in Oracle FLEXCUBE UBS. An external system which intends to query has to send the request in the format specified. The format of the message is called 'Full-screen', which includes all the fields (input fields and the display fields) as in the corresponding Oracle FLEXCUBE front-end screen.
- **CheckDetailsQuery-Req-IO-** This is the request message to query on cheque leaf details in Oracle FLEXCUBE UBS. An external system which intends to query has to send the request in the specified format. The format of the message is called 'Input-only', which has only those fields that can be used to query.
- **CheckDetailsQuery-Res-Full-** This is the response message which is sent back to the external system when cheque leaf details are successfully queried in Oracle FLEXCUBE UBS. The format of the message is called 'Full-screen response', which includes all the fields (input fields and the display fields) as in the corresponding Oracle FLEXCUBE screen.
- **CheckDetailsQuery-Res-PK-** This is the response message which is sent back to the external system when cheque leaf details are successfully queried in Oracle FLEXCUBE UBS. The format of the message is called 'Primary-Key response', which includes only the primary key fields of the cheque leaf record in the Oracle FLEXCUBE data store.

6.2.2.7 CreateStopPaymentsReversal

This is the operation code for creating the details for reversing stop payments for an individual cheque in Oracle FLEXCUBE. It involves the following messages:

- **CreateStopPaymentsReversal -Req-Full** - This is the request message to create the details for reversing stop payments in Oracle FLEXCUBE UBS. An external system which intends to create the details for reversing stop payments has to send the request in the format specified. The format of the message is called 'Full-screen', which includes all the fields (input fields and the display fields) as in the corresponding Oracle FLEXCUBE front-end screen.
- **CreateStopPaymentsReversal -Req-IO** - This is the request message to create the details for reversing stop payments in Oracle FLEXCUBE UBS. An external system which intends to create the details for reversing stop payments has to send the request in the specified format. The format of the message is called 'Input-only', which has only those fields that are actually required for creating the details for reversing stop payments.
- **CreateStopPaymentsReversal -Res-Full** - This is the response message which is sent back to the external system when the details for reversing stop payments are successfully created in Oracle FLEXCUBE UBS. The format of the message is called 'Full-screen response', which includes all the fields (input fields and the display fields) as in the corresponding Oracle FLEXCUBE screen.
- **CreateStopPaymentsReversal -Res-PK** - This is the response message which is sent back to the external system when the details for reversing stop payments are successfully created in Oracle FLEXCUBE UBS. The format of the message is called 'Primary-Key response', which includes only the primary key fields of the stop payments reversal record in the Oracle FLEXCUBE data store.

6.2.2.8 ModifyStopPaymentsReversal

This is the operation code for modifying the existing details for reversing stop payments for an individual cheque in Oracle FLEXCUBE. It involves the following messages:

- **ModifyStopPaymentsReversal -Req-Full** - This is the request message to modify the details for reversing stop payments in Oracle FLEXCUBE UBS. An external system which intends to modify the details for reversing stop payments has to send the request in the format specified. The format of the message is called 'Full-screen', which includes all the fields (input fields and the display fields) as in the corresponding Oracle FLEXCUBE front-end screen.
- **ModifyStopPaymentsReversal -Req-IO** - This is the request message to modify the details for reversing stop payments in Oracle FLEXCUBE UBS. An external system which intends to modify the details for reversing stop payments has to send the request in the specified format. The format of the message is called 'Input-only', which has only those fields that are actually required for modifying the details for reversing stop payments.
- **ModifyStopPaymentsReversal -Res-Full** - This is the response message which is sent back to the external system when the details for reversing stop payments are successfully modified in Oracle FLEXCUBE UBS. The format of the message is called 'Full-screen response', which includes all the fields (input fields and the display fields) as in the corresponding Oracle FLEXCUBE screen.
- **ModifyStopPaymentsReversal -Res-PK** - This is the response message which is sent back to the external system when the details for reversing stop payments are successfully modified in Oracle FLEXCUBE UBS. The format of the message is called 'Primary-Key response', which includes only the primary key fields of the stop payments reversal record in the Oracle FLEXCUBE data store.

6.2.2.9 AuthoriseStopPaymentsReversal

This is the operation code for authorizing the details for reversing stop payments for an individual cheque in Oracle FLEXCUBE. It involves the following messages:

- AuthoriseStopPaymentsReversal-Req-Full - This is the request message to authorise the details for reversing stop payments in Oracle FLEXCUBE UBS. An external system which intends to authorise the details for reversing stop payments has to send the request in the format specified. The format of the message is called 'Full-screen', which includes all the fields (input fields and the display fields) as in the corresponding Oracle FLEXCUBE front-end screen.
- AuthoriseStopPaymentsReversal-Req-IO - This is the request message to authorise the details for reversing stop payments in Oracle FLEXCUBE UBS. An external system which intends to authorise the details for reversing stop payments has to send the request in the specified format. The format of the message is called 'Input-only', which has only those fields that are actually required for authorising the details for reversing stop payments.
- AuthoriseStopPaymentsReversal-Res-Full - This is the response message which is sent back to the external system when the details for reversing stop payments are successfully authorised in Oracle FLEXCUBE UBS. The format of the message is called 'Full-screen response', which includes all the fields (input fields and the display fields) as in the corresponding Oracle FLEXCUBE screen.
- AuthoriseStopPaymentsReversal-Res-PK - This is the response message which is sent back to the external system when the details for reversing stop payments are successfully authorised in Oracle FLEXCUBE UBS. The format of the message is called 'Primary-Key response', which includes only the primary key fields of the stop payments reversal record in the Oracle FLEXCUBE data store.

6.2.2.10 CloseStopPaymentsReversal

This is the operation code for closing the details for reversing stop payments for an individual cheque in Oracle FLEXCUBE. It involves the following messages:

- CloseStopPaymentsReversal -Req-Full - This is the request message to close the details for reversing stop payments in Oracle FLEXCUBE UBS. An external system which intends to close the details for reversing stop payments has to send the request in the format specified. The format of the message is called 'Full-screen', which includes all the fields (input fields and the display fields) as in the corresponding Oracle FLEXCUBE front-end screen.
- CloseStopPaymentsReversal -Req-IO - This is the request message to close the details for reversing stop payments in Oracle FLEXCUBE UBS. An external system which intends to close the details for reversing stop payments has to send the request in the specified format. The format of the message is called 'Input-only', which has only those fields that are actually required for closing the details for reversing stop payments.
- CloseStopPaymentsReversal -Res-Full - This is the response message which is sent back to the external system when the details for reversing stop payments are successfully closed in Oracle FLEXCUBE UBS. The format of the message is called 'Full-screen response', which includes all the fields (input fields and the display fields) as in the corresponding Oracle FLEXCUBE screen.
- CloseStopPaymentsReversal -Res-PK - This is the response message which is sent back to the external system when the details for reversing stop payments are successfully closed in Oracle FLEXCUBE UBS. The format of the message is called 'Primary-Key response', which includes only the primary key fields of the stop payments reversal record in the Oracle FLEXCUBE data store.

6.2.2.11 ReopenStopPaymentsReversal

This is the operation code for reopening the details for reversing stop payments for an individual cheque in Oracle FLEXCUBE. It involves the following messages:

- ReopenStopPaymentsReversal -Req-Full - This is the request message to reopen the details for reversing stop payments in Oracle FLEXCUBE UBS. An external system which intends to reopen the details for reversing stop payments has to send the request in the format specified. The format of the message is called 'Full-screen', which includes all the fields (input fields and the display fields) as in the corresponding Oracle FLEXCUBE front-end screen.
- ReopenStopPaymentsReversal -Req-IO - This is the request message to reopen the details for reversing stop payments in Oracle FLEXCUBE UBS. An external system which intends to reopen the details for reversing stop payments has to send the request in the specified format. The format of the message is called 'Input-only', which has only those fields that are actually required for reopening the details for reversing stop payments.
- ReopenStopPaymentsReversal -Res-Full - This is the response message which is sent back to the external system when the details for reversing stop payments are successfully reopened in Oracle FLEXCUBE UBS. The format of the message is called 'Full-screen response', which includes all the fields (input fields and the display fields) as in the corresponding Oracle FLEXCUBE screen.
- ReopenStopPaymentsReversal -Res-PK - This is the response message which is sent back to the external system when the details for reversing stop payments are successfully reopened in Oracle FLEXCUBE UBS. The format of the message is called 'Primary-Key response', which includes only the primary key fields of the stop payments reversal record in the Oracle FLEXCUBE data store.

6.2.2.12 QueryStopPaymentsReversal

This is the operation code for querying the details for reversing stop payments for an individual cheque in Oracle FLEXCUBE. It involves the following messages:

- QueryStopPaymentsReversal -Req-Full - This is the request message to query the details for reversing stop payments in Oracle FLEXCUBE UBS. An external system which intends to query has to send the request in the format specified. The format of the message is called 'Full-screen', which includes all the fields (input fields and the display fields) as in the corresponding Oracle FLEXCUBE front-end screen.
- QueryStopPaymentsReversal -Req-IO - This is the request message to query the details for reversing stop payments in Oracle FLEXCUBE UBS. An external system which intends to query has to send the request in the specified format. The format of the message is called 'Input-only', which has only those fields that can be used to query.
- QueryStopPaymentsReversal -Res-Full - This is the response message which is sent back to the external system when the details for reversing stop payments are successfully queried in Oracle FLEXCUBE UBS. The format of the message is called 'Full-screen response', which includes all the fields (input fields and the display fields) as in the corresponding Oracle FLEXCUBE screen.
- QueryStopPaymentsReversal -Res-PK - This is the response message which is sent back to the external system when the details for reversing stop payments are successfully queried in Oracle FLEXCUBE UBS. The format of the message is called 'Primary-Key response', which includes only the primary key fields of the stop payments reversal record in the Oracle FLEXCUBE data store.

6.2.2.13 CreateStopPaymentsParameter

- CreateStopPaymentsParameter -Req-Full - This is the request message sent by the external system for creation of a new stop payment parameter record. An external system

which intends to create the stop payment parameter record has to send the request in the format specified. The format of the message is called 'Full-screen', which includes all the fields (input fields and the display fields) as in the corresponding Oracle FLEXCUBE screen.

- CreateStopPaymentsParameter -Req-PK - This is the request message sent by the external system for creation of a new stop payment parameter record. An external system which intends to create the stop payment parameter record has to send the request in the format specified. The format of the message is called 'Primary-Key', which includes only the primary key fields of the record.
- CreateStopPaymentsParameter -Res-Full - This is the response message which is sent back to the external system when a stop payment parameter record is successfully created in Oracle FLEXCUBE. The format of the message is called 'Full-screen response', which includes all the fields (input fields and the display fields) as in the corresponding Oracle FLEXCUBE screen.
- CreateStopPaymentsParameter -Res-PK - This is the response message which is sent back to the external system when a stop payment parameter record is successfully created in Oracle FLEXCUBE. The format of the message is called 'Primary-Key response', which includes only the primary key fields of the record..

6.2.2.14 CloseStopPaymentsParameter

- CloseStopPaymentsParameter -Req-Full - This is the request message sent by the external system for closure of a stop payment parameter record. An external system which intends to close a stop payment parameter record has to send the request in the format specified. The format of the message is called 'Full-screen', which includes all the fields (input fields and the display fields) as in the corresponding Oracle FLEXCUBE screen.
- CloseStopPaymentsParameter -Req-PK - This is the request message sent by the external system for closure of a stop payment parameter record. An external system which intends to close the stop payment parameter record has to send the request in the format specified. The format of the message is called 'Primary-Key', which includes only the primary key fields of the record.
- CloseStopPaymentsParameter -Res-Full - This is the response message which is sent back to the external system when a stop payment parameter record is successfully closed in Oracle FLEXCUBE. The format of the message is called 'Full-screen response', which includes all the fields (input fields and the display fields) as in the corresponding Oracle FLEXCUBE screen.
- CloseStopPaymentsParameter -Res-PK - This is the response message which is sent back to the external system when a stop payment parameter record is successfully closed in Oracle FLEXCUBE. The format of the message is called 'Primary-Key response', which includes only the primary key fields of the record.

6.2.2.15 ModifyStopPaymentsParameter

- ModifyStopPaymentsParameter -Req-Full-- This is the request message sent by the external system for modification of a stop payment parameter record. An external system which intends to modify a stop payment parameter record has to send the request in the format specified. The format of the message is called 'Full-screen', which includes all the fields (input fields and the display fields) as in the corresponding Oracle FLEXCUBE screen.
- ModifyStopPaymentsParameter -Req-PK- This is the request message sent by the external system for modification of a stop payment parameter record. An external system which intends to modify the stop payment parameter record has to send the request in the format specified. The format of the message is called 'Primary-Key', which includes only the primary key fields of the record.

- **ModifyStopPaymentsParameter -Res-Full-** This is the response message which is sent back to the external system when a stop payment parameter record is successfully modified in Oracle FLEXCUBE. The format of the message is called 'Full-screen response', which includes all the fields (input fields and the display fields) as in the corresponding Oracle FLEXCUBE screen.
- **ModifyStopPaymentsParameter -Res-PK-** This is the response message which is sent back to the external system when a stop payment parameter record is successfully modified in Oracle FLEXCUBE. The format of the message is called 'Primary-Key response', which includes only the primary key fields of the record.

6.2.2.16 QueryStopPaymentsParameter

- **QueryStopPaymentsParameter -Req-Full-** This is the request message sent by the external system for querying a stop payment parameter record. An external system which intends to query a stop payment parameter record has to send the request in the format specified. The format of the message is called 'Full-screen', which includes all the fields (input fields and the display fields) as in the corresponding Oracle FLEXCUBE screen.
- **QueryStopPaymentsParameter -Req-PK-** This is the request message sent by the external system for querying a stop payment parameter record. An external system which intends to query the stop payment parameter record has to send the request in the format specified. The format of the message is called 'Primary-Key', which includes only the primary key fields of the record.
- **QueryStopPaymentsParameter -Res-Full-** This is the response message which is sent back to the external system when a stop payment parameter record is successfully queried in Oracle FLEXCUBE. The format of the message is called 'Full-screen response', which includes all the fields (input fields and the display fields) as in the corresponding Oracle FLEXCUBE screen.
- **QueryStopPaymentsParameter -Res-PK-** This is the response message which is sent back to the external system when a stop payment parameter record is successfully queried in Oracle FLEXCUBE. The format of the message is called 'Primary-Key response', which includes only the primary key fields of the record.

6.2.2.17 ReopenStopPaymentsParameter

- **ReopenStopPaymentsParameter -Req-Full-** This is the request message sent by the external system for re-opening of a stop payment parameter record. An external system which intends to re-open a stop payment parameter record has to send the request in the format specified. The format of the message is called 'Full-screen', which includes all the fields (input fields and the display fields) as in the corresponding Oracle FLEXCUBE screen.
- **ReopenStopPaymentsParameter -Req-PK-** This is the request message sent by the external system for re-opening of a stop payment parameter record. An external system which intends to re-open the stop payment parameter record has to send the request in the format specified. The format of the message is called 'Primary-Key', which includes only the primary key fields of the record.
- **ReopenStopPaymentsParameter -Res-Full-** This is the response message which is sent back to the external system when a stop payment parameter record is successfully re-opened in Oracle FLEXCUBE. The format of the message is called 'Full-screen response', which includes all the fields (input fields and the display fields) as in the corresponding Oracle FLEXCUBE screen.
- **ReopenStopPaymentsParameter -Res-PK-** This is the response message which is sent back to the external system when a stop payment parameter record is successfully re-opened in Oracle FLEXCUBE. The format of the message is called 'Primary-Key response', which includes only the primary key fields of the record.

6.2.2.18 CreateTDSim

This is the operation code for creating TD simulation in Oracle FLEXCUBE. It involves the following messages:

- CreateTDSim-Req-Full- This is the request message to create TD simulation in Oracle FLEXCUBE UBS. An external system which intends to TD simulation has to send the request in the format specified. The format of the message is called 'Full-screen', which includes all the fields (input fields and the display fields) as in the corresponding Oracle FLEXCUBE front-end screen.
- CreateTDSim -Req-IO- This is the request message to create TD simulation in Oracle FLEXCUBE UBS. An external system which intends to TD simulation has to send the request in the specified format. The format of the message is called 'Input-only', which has only those fields that are actually required for creating TD simulation.
- CreateTDSim -Res-Full- This is the response message which is sent back to the external system when a TD simulation is successfully created in Oracle FLEXCUBE UBS. The format of the message is called 'Full-screen response', which includes all the fields (input fields and the display fields) as in the corresponding Oracle FLEXCUBE screen.
- CreateTDSim -Res-PK- This is the response message which is sent back to the external system when a TD simulation is successfully created in Oracle FLEXCUBE UBS. The format of the message is called 'Primary-Key response', which includes only the primary key fields of the TD simulation in the Oracle FLEXCUBE data store.

6.2.2.19 QueryGenAdvice

This is the operation code for querying GenAdvice in Oracle FLEXCUBE. It involves the following messages:

- QueryGenAdvice -Req-IO- This is the request message to query GenAdvice in Oracle FLEXCUBE UBS. An external system which intends to query GenAdvice has to send the request in the specified format. The format of the message is called 'Input-only', which has only those fields that are actually required for querying GenAdvice.
- QueryGenAdvice -Res-Full- This is the response message which is sent back to the external system when GenAdvice is successfully queried in Oracle FLEXCUBE UBS. The format of the message is called 'Full-screen response', which includes all the fields (input fields and the display fields) as in the corresponding Oracle FLEXCUBE screen.

6.2.2.20 QueryPreLiquid

This is the operation code for querying the account details before liquidation. It involves the following messages:

It involves the following messages:

- Cust-Account-PreLiq-Req- This is the request message to query the details of interest, commission due for liquidation on the request date. An external system which intends to query the details of account has to send the request in the format specified.
- Cust-Account-PreLiq-Res-FULL- This is the response message which is sent back to the external system when querying the details of account before liquidation. The format of the message is called 'Full-screen response', which includes all the fields (input fields and the display fields).

6.2.2.21 Querycustaccbal

This is the operation code for querying the account balance based on the indicator received. It involves the following messages:

It involves the following messages:

- CA-CustAcc-Bal-Query-Req- This is the request message to query the account balance. An external system which intends to query the balance of account has to send the request in the format specified.
- CA-CustAcc-Bal-Query-Res- This is the response message which is sent back to the external system when querying the balance of account based on the indicator sent. The format of the message is called 'Full-screen response', which includes all the fields (input fields and the display fields).

6.2.2.22 CreateCustAcc

This is the operation code for creating a new Savings/Current account in Oracle FLEXCUBE. It involves the following messages:

- CustAcc-Static-Create-Req – This is the request message to create a new customer account in Oracle FLEXCUBE UBS. An external system which intends to create a new customer account has to send the request in the specified format. The format of the message is called 'Input-only', which has only those fields that are actually required for creating a customer.
- CustAcc-Static-Create-Req-Full – This is the request message to create a new customer account in Oracle FLEXCUBE UBS. An external system which intends to create a new customer account has to send the request in the format specified. The format of the message is called 'Full-screen', which includes all the fields (input fields and the display fields) as in the corresponding Oracle FLEXCUBE front-end screen.
- CustAcc-Static-Create-Res-Full – This is the response message which will be sent back to the external system when a new customer account is successfully created in Oracle FLEXCUBE UBS. The format of the message is called 'Full-screen response', which includes all the fields (input fields and the display fields) as in the corresponding Oracle FLEXCUBE screen.

Note: If the request message is in full-screen format, then response will be in this format only.

- CustAcc-Static-Create-Res-PK – This is the response message which will be sent back to the external system when a new customer account is successfully created in Oracle FLEXCUBE UBS. The format of the message is called 'Primary-Key response', which includes only the primary key fields of the customer account record in the Oracle FLEXCUBE data store.

Note: This response will be sent if the response Message Exchange Pattern in the Gateway External system maintenance is set as Primary Key.

- CustAcc-Static-Create-Req-Flt – This XML message indicates the error response generated by Oracle FLEXCUBE when the processing of request to create a new customer account (CustAcc-Static-Create-Req) fails due to any functional error.

6.2.2.23 DeleteCustAcc

This is the operation code for Deleting a new Savings/Current account in Oracle FLEXCUBE. It involves the following messages:

- CustAcc-Static-Delete-Req – This is the request message to Delete a new customer account in Oracle FLEXCUBE UBS. An external system which intends to Delete a customer account has to send the request in the specified format. The format of the message is called 'Input-only', which has only those fields that are actually required for Deleting a customer.
- CustAcc-Static-Delete-Req-Full – This is the request message to Delete a customer account in Oracle FLEXCUBE UBS. An external system which intends to Delete a

customer account has to send the request in the format specified. The format of the message is called 'Full-screen', which includes all the fields (input fields and the display fields) as in the corresponding Oracle FLEXCUBE front-end screen.

- CustAcc-Static- Delete -Res-Full – This is the response message which will be sent back to the external system when a customer account is successfully deleted. The format of the message is called 'Full-screen response', will includes all the fields (input fields and the display fields) as in the corresponding Oracle FLEXCUBE screen. If the request message is in full-screen format, then response will be in this format only.
- CustAcc-Static- Delete -Res-PK – This is the response message which will be sent back to the external system when a customer account is successfully deleted. The format of the message is called 'Primary-Key response', which includes only the primary key fields of the customer account record in the Oracle FLEXCUBE data store. This response will be sent if the response Message Exchange Pattern in the Gateway External system maintenance is set as Primary Key.
- CustAcc-Static-Delete-Req-Flt – This XML message indicates the error response generated by Oracle FLEXCUBE when the processing of request to Delete a customer account (CustAcc-Static-Delete-Req) fails due to any functional error.

6.2.2.24 QueryCustAcc

This is the operation code for querying a Savings/Current account in Oracle FLEXCUBE. It involves the following messages:

- CustAcc-Static-Query-Req – This is the request message to query on a customer account in Oracle FLEXCUBE UBS. An external system which intends to query has to send the request in the specified format. The format of the message is called 'Input-only', which has only those fields that can be used to query.
- CustAcc-Static-Query-Res – This is the response message which will be sent back to the external system when a customer account is successfully queried upon in Oracle FLEXCUBE UBS. The format of the message includes all the fields (input fields and the display fields) as in the corresponding Oracle FLEXCUBE screen.
- CustAcc-Static-Query-Flt – This XML message indicates the error response generated by Oracle FLEXCUBE when the processing of request to query on a customer account (CustAcc-Static-Query-Req) fails due to any functional error.

6.2.2.25 ModifyCustAcc

This is the operation code to modify a customer account. It involves the following messages:

- CustAcc-Static-Modify-Req-Full-MSG - This is the request message to Modify a customer account in Oracle FLEXCUBE UBS. An external system which intends to modify a customer account has to send the request in the specified format. The format of the message is called 'Full-screen', which includes all the fields (input fields and the display fields) as in the corresponding Oracle FLEXCUBE front-end screen.
- CustAcc-Static-Modify-Req-MSG - This is the request message to Modify a customer account in Oracle FLEXCUBE UBS. An external system which intends to modify a customer account has to send the request in the specified format. The format of the message is called 'Input-only', which has only those fields which are modified.
- CustAcc-Static-Modify-Res-Full-MSG - This is the response message which will be sent back to the external system when a customer account is successfully modified in Oracle FLEXCUBE UBS. The format of the message is called 'Full-screen response', which includes all the fields (input fields and the display fields) as in the corresponding Oracle FLEXCUBE screen.
- CustAcc-Static-Modify-Res-PK-MSG - This is the response message which will be sent back to the external system when a customer account is successfully Modified in Oracle

FLEXCUBE UBS. The format of the message is called 'Primary-Key response', which includes only the primary key fields.

6.2.2.26 AuthorizeCustAcc

This is the operation code to authorize a customer account. It involves the following messages:

- CustAcc-Static-Authorize-Req-Full-MSG - This is the request message to Authorize a customer account in Oracle FLEXCUBE UBS. An external system which intends to authorize a customer account has to send the request in the specified format. The format of the message is called 'Full-screen', which includes all the fields (input fields and the display fields) as in the corresponding Oracle FLEXCUBE front-end screen.
- CustAcc-Static-Authorize-Req-MSG - This is the request message to Authorize a customer account in Oracle FLEXCUBE UBS. An external system which intends to authorize a customer account has to send the request in the specified format. The format of the message is called 'Input-only', which has only those fields which are authorized.
- CustAcc-Static-Authorize-Res-Full-MSG - This is the response message which will be sent back to the external system when a customer account is successfully authorized in Oracle FLEXCUBE UBS. The format of the message is called 'Full-screen response', which includes all the fields (input fields and the display fields) as in the corresponding Oracle FLEXCUBE screen.
- CustAcc-Static-Authorize-Res-PK-MSG - This is the response message which will be sent back to the external system when a customer account is successfully authorized in Oracle FLEXCUBE UBS. The format of the message is called 'Primary-Key response', which includes only the primary key fields.

6.2.2.27 CloseCustAcc

This is the operation code to close a customer account. It involves the following messages:

- CustAcc-Static-Close-Req-Full-MSG - This is the request message to close a customer account in Oracle FLEXCUBE UBS. An external system which intends to close a customer account has to send the request in the specified format. The format of the message is called 'Full-screen', which includes all the fields (input fields and the display fields) as in the corresponding Oracle FLEXCUBE front-end screen.
- CustAcc-Static-Close-Req-MSG - This is the request message to close a customer account in Oracle FLEXCUBE UBS. An external system which intends to close a customer account has to send the request in the specified format. The format of the message is called 'Input-only', which has only those fields which are closed.
- CustAcc-Static-Close-Res-Full-MSG - This is the response message which will be sent back to the external system when a customer account is successfully closed in Oracle FLEXCUBE UBS. The format of the message is called 'Full-screen response', which includes all the fields (input fields and the display fields) as in the corresponding Oracle FLEXCUBE screen.
- CustAcc-Static-Close-Res-PK-MSG - This is the response message which will be sent back to the external system when a customer account is successfully closed in Oracle FLEXCUBE UBS. The format of the message is called 'Primary-Key response', which includes only the primary key fields.

6.2.3 FCUBSDDService

All the demand draft operations are logically grouped under a service called 'FCUBSDDService'.

Oracle FLEXCUBE supports the following operations under this service:

- CreateTransaction

- QueryDDTransaction

6.2.3.1 CreateTransaction

This is the operation code for creating transaction in Oracle FLEXCUBE. It involves the following messages:

- CreateTransaction-Req-Full- This is the request message to create transaction in Oracle FLEXCUBE UBS. An external system which intends to create transaction has to send the request in the format specified. The format of the message is called 'Full-screen', which includes all the fields (input fields and the display fields) as in the corresponding Oracle FLEXCUBE front-end screen.
- CreateTransaction-Req-IO- This is the request message to create transaction in Oracle FLEXCUBE UBS. An external system which intends to create transaction has to send the request in the specified format. The format of the message is called 'Input-only', which has only those fields that are actually required for creating a transaction.
- CreateTransaction-Res-Full- This is the response message which is sent back to the external system when transaction is successfully created in Oracle FLEXCUBE UBS. The format of the message is called 'Full-screen response', which includes all the fields (input fields and the display fields) as in the corresponding Oracle FLEXCUBE screen.
- CreateTransaction-Res-PK- This is the response message which is sent back to the external system when a transaction is successfully created in Oracle FLEXCUBE UBS. The format of the message is called 'Primary-Key response', which includes only the primary key fields of the transaction record in the Oracle FLEXCUBE data store.

6.2.3.2 QueryDDTransaction

This is the operation code for querying DD Transaction in Oracle FLEXCUBE. It involves the following messages:

- QueryDDTransaction-Req-Full- This is the request message to query DD Transaction in Oracle FLEXCUBE UBS. An external system which intends to query a DD transaction has to send the request in the format specified. The format of the message is called 'Full-screen', which includes all the fields (input fields and the display fields) as in the corresponding Oracle FLEXCUBE front-end screen.
- QueryDDTransaction-Req-IO- This is the request message to query DD Transaction in Oracle FLEXCUBE UBS. An external system which intends to query a DD transaction has to send the request in the specified format. The format of the message is called 'Input-only', which has only those fields that are actually required for querying a DD transaction.
- QueryDDTransaction-Res-Full- This is the response message which is sent back to the external system when DD Transaction is successfully queried in Oracle FLEXCUBE UBS. The format of the message is called 'Full-screen response', which includes all the fields (input fields and the display fields) as in the corresponding Oracle FLEXCUBE screen.
- QueryDDTransaction-Res-PK- This is the response message which is sent back to the external system when DD Transaction is successfully queried in Oracle FLEXCUBE UBS. The format of the message is called 'Primary-Key response', which includes only the primary key fields of the DD transaction in the Oracle FLEXCUBE data store.

6.2.4 FCUBSLDService

Corporate deposit operations are logically grouped under a service called 'FCUBSLDService'.

Oracle FLEXCUBE supports the following operations under this service:

- LDActivateSimulate
- DeleteLDSIMContract
- QueryLDSIMContract
- LDVamiCreateSim
- LDVamiQuerySim
- QueryLDPaymentSim
- CreateLDPaymentSim

6.2.4.1 LDActivateSimulate

This is the operation code for activating corporate deposits simulation in Oracle FLEXCUBE. It involves the following messages:

- LDActivateSimulate-Req-Full- This is the request message to activate corporate deposits simulation in Oracle FLEXCUBE UBS. An external system which intends to activate corporate deposits simulation has to send the request in the format specified. The format of the message is called 'Full-screen', which includes all the fields (input fields and the display fields) as in the corresponding Oracle FLEXCUBE front-end screen.
- LDActivateSimulate -Req-IO- This is the request message to activate corporate deposits simulation in Oracle FLEXCUBE UBS. An external system which intends to activate corporate deposits simulation has to send the request in the specified format. The format of the message is called 'Input-only', which has only those fields that are actually required for activating corporate deposits simulation.
- LDActivateSimulate -Res-Full- This is the response message which is sent back to the external system when corporate deposits simulation is successfully activated in Oracle FLEXCUBE UBS. The format of the message is called 'Full-screen response', which includes all the fields (input fields and the display fields) as in the corresponding Oracle FLEXCUBE screen.

LDActivateSimulate -Res-PK- This is the response message which is sent back to the external system when an existing corporate deposits simulation is successfully activated in Oracle FLEXCUBE UBS. The format of the message is called 'Primary-Key response', which includes only the primary key fields of the corporate deposits simulation in the Oracle FLEXCUBE data store.

6.2.4.2 DeleteLDSIMContract

This is the operation code for deleting LD simulation contract in Oracle FLEXCUBE. It involves the following messages:

- DeleteLDSIMContract-Req-Full- This is the request message to delete LD simulation contract in Oracle FLEXCUBE UBS. An external system which intends to delete LD simulation contract has to send the request in the format specified. The format of the message is called 'Full-screen', which includes all the fields (input fields and the display fields) as in the corresponding Oracle FLEXCUBE front-end screen.
- DeleteLDSIMContract -Req-IO- This is the request message to delete LD simulation contract in Oracle FLEXCUBE UBS. An external system which intends to delete LD simulation contract has to send the request in the specified format. The format of the message is called 'Input-only', which has only those fields that are actually required for deleting LD simulation contract.
- DeleteLDSIMContract -Res-Full- This is the response message which is sent back to the external system when LD simulation contract is successfully deleted in Oracle FLEXCUBE UBS. The format of the message is called 'Full-screen response', which

includes all the fields (input fields and the display fields) as in the corresponding Oracle FLEXCUBE screen.

- DeleteLDSIMContract -Res-PK- This is the response message which is sent back to the external system when an existing LD simulation contract is successfully deleted in Oracle FLEXCUBE UBS. The format of the message is called 'Primary-Key response', which includes only the primary key fields of the LD simulation contract in the Oracle FLEXCUBE data store.

6.2.4.3 QueryLDSIMContract

This is the operation code for querying LD simulation contract in Oracle FLEXCUBE. It involves the following messages:

- DeleteQueryLDSIMContract -Req-IO- This is the request message to query LD simulation contract in Oracle FLEXCUBE UBS. An external system which intends to query LD simulation contract has to send the request in the specified format. The format of the message is called 'Input-only', which has only those fields that are actually required for querying LD simulation contract.
- DeleteQueryLDSIMContract -Res-Full- This is the response message which is sent back to the external system when LD simulation contract is successfully queried in Oracle FLEXCUBE UBS. The format of the message is called 'Full-screen response', which includes all the fields (input fields and the display fields) as in the corresponding Oracle FLEXCUBE screen.

6.2.4.4 LDVamiCreateSim

This is the operation code for creating LD VAMI Simulation contract in Oracle FLEXCUBE. It involves the following messages:

- LDVamiCreateSim-Req-Full- This is the request message to create LD VAMI simulation contract in Oracle FLEXCUBE UBS. An external system which intends to create LD VAMI simulation contract has to send the request in the format specified. The format of the message is called 'Full-screen', which includes all the fields (input fields and the display fields) as in the corresponding Oracle FLEXCUBE front-end screen.
- LDVamiCreateSim -Req-IO- This is the request message to create LD VAMI simulation contract in Oracle FLEXCUBE UBS. An external system which intends to create LD VAMI simulation contract has to send the request in the specified format. The format of the message is called 'Input-only', which has only those fields that are actually required for creating LD VAMI simulation.
- LDVamiCreateSim -Res-Full- This is the response message which is sent back to the external system when LD VAMI simulation contract is successfully created in Oracle FLEXCUBE UBS. The format of the message is called 'Full-screen response', which includes all the fields (input fields and the display fields) as in the corresponding Oracle FLEXCUBE screen.

LDVamiCreateSim -Res-PK- This is the response message which is sent back to the external system when an LD VAMI simulation contract is successfully created in Oracle FLEXCUBE UBS. The format of the message is called 'Primary-Key response', which includes only the primary key fields of the LD VAMI simulation in the Oracle FLEXCUBE data store.

6.2.4.5 LDVamiQuerySim

This is the operation code for querying LD VAMI Simulation contract in Oracle FLEXCUBE. It involves the following messages:

- LDVamiQuerySim -Req-IO- This is the request message to query LD VAMI simulation contract in Oracle FLEXCUBE UBS. An external system which intends to query LD VAMI

simulation contract has to send the request in the specified format. The format of the message is called 'Input-only', which has only those fields that are actually required for querying LD VAMI simulation.

- LDVamiQuerySim -Res-Full- This is the response message which is sent back to the external system when LD VAMI simulation contract is successfully queried in Oracle FLEXCUBE UBS. The format of the message is called 'Full-screen response', which includes all the fields (input fields and the display fields) as in the corresponding Oracle FLEXCUBE screen.

6.2.4.6 QueryLDAPaymentSim

This is the operation code for querying LD Payment Simulation in Oracle FLEXCUBE. It involves the following messages:

- QueryLDAPaymentSim -Req-IO- This is the request message to query LD payment simulation in Oracle FLEXCUBE UBS. An external system which intends to query LD payment simulation has to send the request in the specified format. The format of the message is called 'Input-only', which has only those fields that are actually required for querying LD payment simulation.
- QueryLDAPaymentSim -Res-Full- This is the response message which is sent back to the external system when LD payment simulation is successfully queried in Oracle FLEXCUBE UBS. The format of the message is called 'Full-screen response', which includes all the fields (input fields and the display fields) as in the corresponding Oracle FLEXCUBE screen.

6.2.4.7 CreateLDAPaymentSim

This is the operation code for creating LD Payment Simulation in Oracle FLEXCUBE. It involves the following messages:

- CreateLDAPaymentSim-Req-Full- This is the request message to create LD payment simulation in Oracle FLEXCUBE UBS. An external system which intends to create LD payment simulation has to send the request in the format specified. The format of the message is called 'Full-screen', which includes all the fields (input fields and the display fields) as in the corresponding Oracle FLEXCUBE front-end screen.
- CreateLDAPaymentSim -Req-IO- This is the request message to create LD payment simulation in Oracle FLEXCUBE UBS. An external system which intends to create LD payment simulation has to send the request in the specified format. The format of the message is called 'Input-only', which has only those fields that are actually required for creating LD payment simulation.
- CreateLDAPaymentSim -Res-Full- This is the response message which is sent back to the external system when LD payment simulation is successfully created in Oracle FLEXCUBE UBS. The format of the message is called 'Full-screen response', which includes all the fields (input fields and the display fields) as in the corresponding Oracle FLEXCUBE screen.
- CreateLDAPaymentSim -Res-PK- This is the response message which is sent back to the external system when an LD payment simulation is successfully created in Oracle FLEXCUBE UBS. The format of the message is called 'Primary-Key response', which includes only the primary key fields of the LD payment simulation in the Oracle FLEXCUBE data store.

6.2.5 FCUBSCustomerService

Customer related operations are logically grouped under a service called 'FCUBSCustomerService'.

Oracle FLEXCUBE supports the following operations under this service:

- CreateCustomer
- ModifyCustomer
 - QueryCustomer
 - CloseCustomer
 - ReopenCustomer
 - AccountStructureNew
 - AccountStructureModify
 - AccountStructureQuery
 - AmountBlocksNew
 - AmountBlocksModify
 - AmountBlocksQuery
 - AmountBlocksClose

6.2.5.1 CreateCustomer

This is the operation code for creating a new customer in Oracle FLEXCUBE. It involves the following messages:

- Cust-Static-Create-Req – This is the request message to create a new customer in Oracle FLEXCUBE UBS. An external system which intends to create a new customer has to send the request in the specified format. The format of the message is called 'Input-only', which has only those fields that are actually required for creating a customer.
- Cust-Static-Create-Req-Full – This is the request message to create a new customer in Oracle FLEXCUBE UBS. An external system which intends to create a new customer has to send the request in the format specified. The format of the message is called 'Full-screen', which includes all the fields (input fields and the display fields) as in the corresponding Oracle FLEXCUBE front-end screen.
- Cust-Static-Create-Res-Full – This is the response message which will be sent back to the external system when a new customer is successfully created in Oracle FLEXCUBE UBS. The format of the message is called 'Full-screen response', which includes all the fields (input fields and the display fields) as in the corresponding Oracle FLEXCUBE screen.

Note: If the request message is in full-screen format, then response will be in this format only.

- Cust-Static-Create-Res-PK – This is the response message which will be sent back to the external system when a new customer is successfully created in Oracle FLEXCUBE UBS. The format of the message is called 'Primary-Key response', which includes only the primary key fields of the customer record in the Oracle FLEXCUBE data store.

Note: This response will be sent if the response Message Exchange Pattern in the Gateway External system maintenance is set as Primary Key.

- Cust-Static-Create-Flt – This XML message indicates the error response generated by Oracle FLEXCUBE when the processing of request for creating a new customer (Cust-Static-Create-Req) fails due to any functional error.

6.2.5.2 ModifyCustomer

This is the operation code for modifying the details of an existing customer in Oracle FLEXCUBE. It involves the following messages:

- Cust-Static-Modify-Req – This is the request message to modify the details of a customer in Oracle FLEXCUBE UBS. An external system which intends to modify the customer

details has to send the request in the specified format. The format of the message is called 'Input-only', which has only those fields that can be modified for a customer.

- Cust-Static-Modify-Res-Full – This is the response message which will be sent back to the external system when the details of a customer are modified successfully in Oracle FLEXCUBE UBS. The format of the message is called 'Full-screen response', will includes all the fields (input fields and the display fields) as in the corresponding Oracle FLEXCUBE screen.
- Cust-Static-Modify-Res-PK – This is the response message which will be sent back to the external system when the details of a customer are modified successfully in Oracle FLEXCUBE UBS. The format of the message is called 'Primary-Key response', which includes only the primary key fields of the customer record in the Oracle FLEXCUBE data store.

Note: This response will be sent if the response Message Exchange Pattern in the Gateway External system maintenance is set as Primary Key.

- Cust-Static-Modify-Flt – This XML message indicates the error response generated by Oracle FLEXCUBE when the processing of request to modify an existing customer (Cust-Static-Modify-Req) fails due to any functional error.

6.2.5.3 QueryCustomer

This is the operation code for querying the details of an existing customer in Oracle FLEXCUBE. It involves the following messages:

- Cust-Static-Query-Req – This is the request message to query the details of a customer in Oracle FLEXCUBE UBS. An external system which intends to query the customer details has to send the request in the specified format. The format of the message is called 'Input-only', which has only those fields that can be queried for a customer.
- Cust-Static- Query -Res-Full – This is the response message which will be sent back to the external system when the details of a customer are queried successfully in Oracle FLEXCUBE UBS. The format of the message is called 'Full-screen response', will includes all the fields (input fields and the display fields) as in the corresponding Oracle FLEXCUBE screen.
- Cust-Static- Query -Res-PK – This is the response message which will be sent back to the external system when the details of a customer are queried successfully in Oracle FLEXCUBE UBS. The format of the message is called 'Primary-Key response', which includes only the primary key fields of the customer record in the Oracle FLEXCUBE data store.
- Cust-Static- Query -Flt – This XML message indicates the error response generated by Oracle FLEXCUBE when the processing of request to query an existing customer (Cust-Static-Modify-Req) fails due to any functional error.

6.2.5.4 CloseCustomer

This is the operation code for closing the details of an existing customer in Oracle FLEXCUBE. It involves the following messages:

- Cust-Static-Close-Req – This is the request message to close the details of a customer in Oracle FLEXCUBE UBS. An external system which intends to close the customer details has to send the request in the specified format. The format of the message is called 'Input-only', which has only those fields that can be closed for a customer.
- Cust-Static- Close -Res-Full – This is the response message which will be sent back to the external system when the details of a customer are closed successfully in Oracle FLEXCUBE UBS. The format of the message is called 'Full-screen response', will includes all the fields (input fields and the display fields) as in the corresponding Oracle FLEXCUBE screen.

- Cust-Static- Close -Res-PK – This is the response message which will be sent back to the external system when the details of a customer are closed successfully in Oracle FLEXCUBE UBS. The format of the message is called 'Primary-Key response', which includes only the primary key fields of the customer record in the Oracle FLEXCUBE data store.
- Cust-Static- Close -Flt – This XML message indicates the error response generated by Oracle FLEXCUBE when the processing of request to close an existing customer (Cust-Static-Modify-Req) fails due to any functional error.

6.2.5.5 ReopenCustomer

This is the operation code for reopening the details of an existing customer in Oracle FLEXCUBE. It involves the following messages:

- Cust-Static-Reopen-Req – This is the request message to reopen the details of a customer in Oracle FLEXCUBE UBS. An external system which intends to reopen the customer details has to send the request in the specified format. The format of the message is called 'Input-only', which has only those fields that can be reopened for a customer.
- Cust-Static- Reopen -Res-Full – This is the response message which will be sent back to the external system when the details of a customer are reopened successfully in Oracle FLEXCUBE UBS. The format of the message is called 'Full-screen response', will includes all the fields (input fields and the display fields) as in the corresponding Oracle FLEXCUBE screen.
- Cust-Static- Reopen -Res-PK – This is the response message which will be sent back to the external system when the details of a customer are reopened successfully in Oracle FLEXCUBE UBS. The format of the message is called 'Primary-Key response', which includes only the primary key fields of the customer record in the Oracle FLEXCUBE data store.
- Cust-Static- Reopen -Flt – This XML message indicates the error response generated by Oracle FLEXCUBE when the processing of request to reopen an existing customer (Cust-Static-Modify-Req) fails due to any functional error.

6.2.5.6 AccountStructureNew

This is the operation code for creating Account Structure in Oracle FLEXCUBE. It involves the following messages:

- AccountStructureNew-Req-Full- This is the request message to create account structure in Oracle FLEXCUBE UBS. An external system which intends to create account structure has to send the request in the format specified. The format of the message is called 'Full-screen', which includes all the fields (input fields and the display fields) as in the corresponding Oracle FLEXCUBE front-end screen.
- AccountStructureNew-Req-IO- This is the request message to create account structure in Oracle FLEXCUBE UBS. An external system which intends to create account structure has to send the request in the specified format. The format of the message is called 'Input-only', which has only those fields that are actually required for creating account structure.
- AccountStructureNew -Res-Full- This is the response message which is sent back to the external system when account structure is successfully created in Oracle FLEXCUBE UBS. The format of the message is called 'Full-screen response', which includes all the fields (input fields and the display fields) as in the corresponding Oracle FLEXCUBE screen.
- AccountStructureNew -Res-PK- This is the response message which is sent back to the external system when a new account structure is successfully created in Oracle FLEXCUBE UBS. The format of the message is called 'Primary-Key response', which

includes only the primary key fields of the account structure in the Oracle FLEXCUBE data store.

6.2.5.7 AccountStructureModify

This is the operation code for modifying account structure in Oracle FLEXCUBE. It involves the following messages:

- AccountStructureModify-Req-Full- This is the request message to modify an account structure in Oracle FLEXCUBE UBS. An external system which intends to modify an account structure has to send the request in the format specified. The format of the message is called 'Full-screen', which includes all the fields (input fields and the display fields) as in the corresponding Oracle FLEXCUBE front-end screen.
- AccountStructureModify-Req-IO- This is the request message to modify an account structure in Oracle FLEXCUBE UBS. An external system which intends to modify an account structure has to send the request in the specified format. The format of the message is called 'Input-only', which has only those fields that are actually required for modifying account structure.
- AccountStructureModify -Res-Full- This is the response message which is sent back to the external system when an account structure is successfully modified in Oracle FLEXCUBE UBS. The format of the message is called 'Full-screen response', which includes all the fields (input fields and the display fields) as in the corresponding Oracle FLEXCUBE screen.
- AccountStructureModify -Res-PK- This is the response message which is sent back to the external system when an account structure is successfully modified in Oracle FLEXCUBE UBS. The format of the message is called 'Primary-Key response', which includes only the primary key fields of the account structure in the Oracle FLEXCUBE data store.

6.2.5.8 AccountStructureQuery

This is the operation code for querying an account structure in Oracle FLEXCUBE. It involves the following messages:

- AccountStructureQuery-Req-Full- This is the request message to an account structure in Oracle FLEXCUBE UBS. An external system which intends to query an account structure has to send the request in the format specified. The format of the message is called 'Full-screen', which includes all the fields (input fields and the display fields) as in the corresponding Oracle FLEXCUBE front-end screen.
- AccountStructureQuery -Req-IO- This is the request message to query an account structure in Oracle FLEXCUBE UBS. An external system which intends to query an account structure has to send the request in the specified format. The format of the message is called 'Input-only', which has only those fields that are actually required for querying account structure.
- AccountStructureQuery -Res-Full- This is the response message which is sent back to the external system when an account structure is successfully queried in Oracle FLEXCUBE UBS. The format of the message is called 'Full-screen response', which includes all the fields (input fields and the display fields) as in the corresponding Oracle FLEXCUBE screen.
- AccountStructureQuery -Res-PK- This is the response message which is sent back to the external system when an account structure is successfully queried in Oracle FLEXCUBE UBS. The format of the message is called 'Primary-Key response', which includes only the primary key fields of the account structure in the Oracle FLEXCUBE data store.

6.2.5.9 AmountBlocksNew

This is the operation code for creating a new amount block in Oracle FLEXCUBE. It involves the following messages:

- AmountBlocksNew-Req-Full- This is the request message to create a new amount block in Oracle FLEXCUBE UBS. An external system which intends to create a new amount block has to send the request in the format specified. The format of the message is called 'Full-screen', which includes all the fields (input fields and the display fields) as in the corresponding Oracle FLEXCUBE front-end screen.
- AmountBlocksNew-Req-IO- This is the request message to create a new amount block in Oracle FLEXCUBE UBS. An external system which intends to create a new amount block has to send the request in the specified format. The format of the message is called 'Input-only', which has only those fields that are actually required for creating an amount block.
- AmountBlocksNew-Res-Full- This is the response message which is sent back to the external system when a new amount block is successfully created in Oracle FLEXCUBE UBS. The format of the message is called 'Full-screen response', which includes all the fields (input fields and the display fields) as in the corresponding Oracle FLEXCUBE screen.
- AmountBlocksNew-Res-PK- This is the response message which is sent back to the external system when a new amount block is successfully created in Oracle FLEXCUBE UBS. The format of the message is called 'Primary-Key response', which includes only the primary key fields of the amount block record in the Oracle FLEXCUBE data store.

6.2.5.10 AmountBlocksModify

This is the operation code for modifying an existing amount block in Oracle FLEXCUBE. It involves the following messages:

- AmountBlocksModify-Req-Full- This is the request message to modify an existing amount block in Oracle FLEXCUBE UBS. An external system which intends to modify an existing amount block has to send the request in the format specified. The format of the message is called 'Full-screen', which includes all the fields (input fields and the display fields) as in the corresponding Oracle FLEXCUBE front-end screen.
- AmountBlocksModify-Req-IO- This is the request message to modify an existing amount block in Oracle FLEXCUBE UBS. An external system which intends to modify an existing amount block has to send the request in the specified format. The format of the message is called 'Input-only', which has only those fields that are actually required for modifying an amount block.
- AmountBlocksModify-Res-Full- This is the response message which is sent back to the external system when an existing amount block is successfully modified in Oracle FLEXCUBE UBS. The format of the message is called 'Full-screen response', which includes all the fields (input fields and the display fields) as in the corresponding Oracle FLEXCUBE screen.
- AmountBlocksModify-Res-PK- This is the response message which is sent back to the external system when an existing amount block is successfully created in Oracle FLEXCUBE UBS. The format of the message is called 'Primary-Key response', which includes only the primary key fields of the amount block record in the Oracle FLEXCUBE data store.

6.2.5.11 AmountBlocksQuery

This is the operation code for querying an amount block in Oracle FLEXCUBE. It involves the following messages:

- AmountBlocksQuery-Req-Full- This is the request message to query on an amount block in Oracle FLEXCUBE UBS. An external system which intends to query has to send the request in the format specified. The format of the message is called 'Full-screen', which includes all the fields (input fields and the display fields) as in the corresponding Oracle FLEXCUBE front-end screen.
- AmountBlocksQuery-Req-IO- This is the request message to query on an amount block in Oracle FLEXCUBE UBS. An external system which intends to query amount block has to send the request in the specified format. The format of the message is called 'Input-only', which has only those fields that can be used to query.
- AmountBlocksQuery-Res-Full- This is the response message which is sent back to the external system when an amount block is successfully queried in Oracle FLEXCUBE UBS. The format of the message is called 'Full-screen response', which includes all the fields (input fields and the display fields) as in the corresponding Oracle FLEXCUBE screen.
- AmountBlocksQuery-Res-PK- This is the response message which is sent back to the external system when an amount block is successfully queried in Oracle FLEXCUBE UBS. The format of the message is called 'Primary-Key response', which includes only the primary key fields of the amount block record in the Oracle FLEXCUBE data store.

6.2.5.12 AmountBlocksClose

This is the operation code for closing an amount block in Oracle FLEXCUBE. It involves the following messages:

- AmountBlocksClose-Req-Full- This is the request message to close an amount block in Oracle FLEXCUBE UBS. An external system which intends to close an amount block has to send the request in the format specified. The format of the message is called 'Full-screen', which includes all the fields (input fields and the display fields) as in the corresponding Oracle FLEXCUBE front-end screen.
- AmountBlocksClose-Req-IO- This is the request message to close an amount block in Oracle FLEXCUBE UBS. An external system which intends to close an amount block has

to send the request in the specified format. The format of the message is called 'Input-only', which has only those fields that are actually required for closing an amount block.

- AmountBlocksClose-Res-Full- This is the response message which is sent back to the external system when an amount block is successfully closed in Oracle FLEXCUBE UBS. The format of the message is called 'Full-screen response', which includes all the fields (input fields and the display fields) as in the corresponding Oracle FLEXCUBE screen.
- AmountBlocksClose-Res-PK- This is the response message which is sent back to the external system when an amount block is successfully closed in Oracle FLEXCUBE UBS. The format of the message is called 'Primary-Key response', which includes only the primary key fields of the amount block record in the Oracle FLEXCUBE data store.

6.2.6 FCUBSCGService

All the operations that can be performed on clearing are logically grouped under a service called 'FCUBSCGService'.

Oracle FLEXCUBE supports the following operations under this service:

- CreateSecCode
- CloseSecCode
- ModifySecCode
- QuerySecCode
- ReopenSecCode
- CreateChkProtContract
- ReverseChkProtContract
- QueryChkProtTxn
- CreateCGProductMaint
- ModifyCGProductMaint
- CloseCGProductMaint
- ReopenCGProductMaint
- QueryCGProductMaint
- CreateDocType
- ModifyDocType
- QueryDocType
- CloseDocType
- ReopenDocType
- CreateDocException
- ModifyDocException
- QueryDocException
- CloseDocException
- ReopenDocException
- CreateClgServicePoint
- ModifyClgServicePoint
- CloseClgServicePoint
- ReopenClgServicePoint
- QueryChequeCorrespondence

- ModifyChequeCorrespondence
- CreateExtendOrRelease
- CloseCGRejErrCdMaint
- ReopenCGRejErrCdMaint
- QueryCGRejErrCdMaint
- CreateCollectionCheque
- QueryCollectionCheque
- ReverseCollectionCheque
- QueryTrnCost

6.2.6.1 CreateSecCode

This is the operation code to create a new record in the sector code maintenance. It involves the following messages:

- CreateSecCode-Req-Full - This is the request message to create a new record. An external system which intends to create a record has to send the request in the format specified. The format of the message is called 'Full-screen', which includes all the fields (input fields and the display fields) as in the corresponding Oracle FLEXCUBE front-end screen.
- CreateSecCode-Req-IO - This is the request message to create a new record. An external system which intends to create a record has to send the request in the format specified. The format of the message is called 'Input-only', which has only those fields that can be used to query.
- CreateSecCode-Res-Full - This is the response message which is sent back to the external system when a record is created. The format of the message is called 'Full-screen response', which includes all the fields (input fields and the display fields) as in the corresponding Oracle FLEXCUBE screen.
- CreateSecCode-Res-PK - This is the response message which is sent back to the external system when a record is created. The format of the message is called 'Primary-Key response', which includes only the primary key fields of the record in the Oracle FLEXCUBE data store.

6.2.6.2 CloseSecCode

This is the operation code to close a record in the sector code maintenance. It involves the following messages:

- CloseSecCode-Req-Full - This is the request message to close a record. An external system which intends to close a record has to send the request in the format specified. The format of the message is called 'Full-screen', which includes all the fields (input fields and the display fields) as in the corresponding Oracle FLEXCUBE front-end screen.
- CloseSecCode-Req-IO - This is the request message to close a record. An external system which intends to close a record has to send the request in the format specified. The format of the message is called 'Input-only', which has only those fields that can be used to query.
- CloseSecCode-Res-Full - This is the response message which is sent back to the external system when a record is closed. The format of the message is called 'Full-screen response', which includes all the fields (input fields and the display fields) as in the corresponding Oracle FLEXCUBE screen.
- CloseSecCode-Res-PK - This is the response message which is sent back to the external system when a record is closed. The format of the message is called 'Primary-

Key response', which includes only the primary key fields of the record in the Oracle FLEXCUBE data store.

6.2.6.3 ModifySecCode

This is the operation code to modify a record in the sector code maintenance. It involves the following messages:

- **ModifySecCode-Req-Full** - This is the request message to modify a record. An external system which intends to modify a record has to send the request in the format specified. The format of the message is called 'Full-screen', which includes all the fields (input fields and the display fields) as in the corresponding Oracle FLEXCUBE front-end screen.
- **ModifySecCode-Req-IO** - This is the request message to modify a record. An external system which intends to modify a record has to send the request in the format specified. The format of the message is called 'Input-only', which has only those fields that can be used to query.
- **ModifySecCode-Res-Full** - This is the response message which is sent back to the external system when a record is modified. The format of the message is called 'Full-screen response', which includes all the fields (input fields and the display fields) as in the corresponding Oracle FLEXCUBE screen.
- **CreateSecCode-Res-PK** - This is the response message which is sent back to the external system when a record is modified. The format of the message is called 'Primary-Key response', which includes only the primary key fields of the record in the Oracle FLEXCUBE data store.

6.2.6.4 QuerySecCode

This is the operation code to query a record in the sector code maintenance. It involves the following messages:

- **QuerySecCode-Req-Full** - This is the request message to query a record. An external system which intends to query a record has to send the request in the format specified. The format of the message is called 'Full-screen', which includes all the fields (input fields and the display fields) as in the corresponding Oracle FLEXCUBE front-end screen.
- **QuerySecCode-Req-IO** - This is the request message to query a record. An external system which intends to create a record has to send the request in the format specified. The format of the message is called 'Input-only', which has only those fields that can be used to query.
- **QuerySecCode-Res-Full** - This is the response message which is sent back to the external system when a record is queried. The format of the message is called 'Full-screen response', which includes all the fields (input fields and the display fields) as in the corresponding Oracle FLEXCUBE screen.
- **QuerySecCode-Res-PK** - This is the response message which is sent back to the external system when a record is queried. The format of the message is called 'Primary-Key response', which includes only the primary key fields of the record in the Oracle FLEXCUBE data store.

6.2.6.5 ReopenSecCode

This is the operation code to reopen a new record in the sector code maintenance. It involves the following messages:

- **ReopenSecCode-Req-Full** - This is the request message to reopen a record. An external system which intends to reopen a record has to send the request in the format specified. The format of the message is called 'Full-screen', which includes all the fields (input

fields and the display fields) as in the corresponding Oracle FLEXCUBE front-end screen.

- ReopenSecCode-Req-IO - This is the request message to reopen a record. An external system which intends to reopen a record has to send the request in the format specified. The format of the message is called 'Input-only', which has only those fields that can be used to query.
- ReopenSecCode-Res-Full - This is the response message which is sent back to the external system when a record is reopened. The format of the message is called 'Full-screen response', which includes all the fields (input fields and the display fields) as in the corresponding Oracle FLEXCUBE screen.
- ReopenSecCode-Res-PK - This is the response message which is sent back to the external system when a record is reopened. The format of the message is called 'Primary-Key response', which includes only the primary key fields of the record in the Oracle FLEXCUBE data store.

6.2.6.6 CreateCGProductMaint

This is the operation code to create a CG product maintenance. It involves the following messages:

- CreateCGProductMaint-Req-Full - This is the request message to create a CG product maintenance. An external system which intends to create CG product maintenance has to send the request in the format specified. The format of the message is called 'Full-screen', which includes all the fields (input fields and the display fields) as in the corresponding Oracle FLEXCUBE front-end screen.
- CreateCGProductMaint-Req-IO - This is the request message to create a CG product maintenance. An external system which intends to create CG product maintenance has to send the request in the format specified. The format of the message is called 'Input-only', which has only those fields that can be used to query.
- CreateCGProductMaint-Res-Full - This is the response message which is sent back to the external system when a CG product maintenance is created. The format of the message is called 'Full-screen response', which includes all the fields (input fields and the display fields) as in the corresponding Oracle FLEXCUBE screen.
- CreateCGProductMaint-Res-PK - This is the response message which is sent back to the external system when a CG product maintenance is created. The format of the message is called 'Primary-Key response', which includes only the primary key fields of the record in the Oracle FLEXCUBE data store.

6.2.6.7 ModifyCGProductMaint

This is the operation code to modify a CG product maintenance. It involves the following messages:

- ModifyCGProductMaint-Req-Full - This is the request message to modify a CG product maintenance. An external system which intends to modify CG product maintenance has to send the request in the format specified. The format of the message is called 'Full-screen', which includes all the fields (input fields and the display fields) as in the corresponding Oracle FLEXCUBE front-end screen.
- ModifyCGProductMaint-Req-IO - This is the request message to modify a CG product maintenance. An external system which intends to modify CG product maintenance has to send the request in the format specified. The format of the message is called 'Input-only', which has only those fields that can be used to query.
- ModifyCGProductMaint-Res-Full - This is the response message which is sent back to the external system when a CG product maintenance is modified. The format of the

message is called 'Full-screen response', which includes all the fields (input fields and the display fields) as in the corresponding Oracle FLEXCUBE screen.

- ModifyCGProductMaint-Res-PK - This is the response message which is sent back to the external system when a CG product maintenance is modified. The format of the message is called 'Primary-Key response', which includes only the primary key fields of the record in the Oracle FLEXCUBE data store.

6.2.6.8 CloseCGProductMaint

This is the operation code to close a CG product maintenance. It involves the following messages:

- CloseCGProductMaint-Req-Full - This is the request message to close a CG product maintenance. An external system which intends to close CG product maintenance has to send the request in the format specified. The format of the message is called 'Full-screen', which includes all the fields (input fields and the display fields) as in the corresponding Oracle FLEXCUBE front-end screen.
- CloseCGProductMaint-Req-IO - This is the request message to close a CG product maintenance. An external system which intends to modify CG product maintenance has to send the request in the format specified. The format of the message is called 'Input-only', which has only those fields that can be used to query.
- CloseCGProductMaint-Res-Full - This is the response message which is sent back to the external system when a CG product maintenance is closed. The format of the message is called 'Full-screen response', which includes all the fields (input fields and the display fields) as in the corresponding Oracle FLEXCUBE screen.
- CloseCGProductMaint-Res-PK - This is the response message which is sent back to the external system when a CG product maintenance is closed. The format of the message is called 'Primary-Key response', which includes only the primary key fields of the record in the Oracle FLEXCUBE data store.

6.2.6.9 ReopenCGProductMaint

This is the operation code to reopen a CG product maintenance. It involves the following messages:

- ReopenCGProductMaint-Req-Full - This is the request message to reopen a CG product maintenance. An external system which intends to reopen CG product maintenance has to send the request in the format specified. The format of the message is called 'Full-screen', which includes all the fields (input fields and the display fields) as in the corresponding Oracle FLEXCUBE front-end screen.
- ReopenCGProductMaint-Req-IO - This is the request message to reopen a CG product maintenance. An external system which intends to reopen CG product maintenance has to send the request in the format specified. The format of the message is called 'Input-only', which has only those fields that can be used to query.
- ReopenCGProductMaint-Res-Full - This is the response message which is sent back to the external system when a CG product maintenance is reopened. The format of the message is called 'Full-screen response', which includes all the fields (input fields and the display fields) as in the corresponding Oracle FLEXCUBE screen.
- ReopenCGProductMaint-Res-PK - This is the response message which is sent back to the external system when a CG product maintenance is reopened. The format of the message is called 'Primary-Key response', which includes only the primary key fields of the record in the Oracle FLEXCUBE data store.

6.2.6.10 QueryCGProductMaint

This is the operation code to query a CG product maintenance. It involves the following messages:

- QueryCGProductMaint-Req-Full - This is the request message to query a CG product maintenance. An external system which intends to query CG product maintenance has to send the request in the format specified. The format of the message is called 'Full-screen', which includes all the fields (input fields and the display fields) as in the corresponding Oracle FLEXCUBE front-end screen.
- QueryCGProductMaint-Req-IO - This is the request message to query a CG product maintenance. An external system which intends to query CG product maintenance has to send the request in the format specified. The format of the message is called 'Input-only', which has only those fields that can be used to query.
- QueryCGProductMaint-Res-Full - This is the response message which is sent back to the external system when a CG product maintenance is queried. The format of the message is called 'Full-screen response', which includes all the fields (input fields and the display fields) as in the corresponding Oracle FLEXCUBE screen.
- QueryCGProductMaint-Res-PK - This is the response message which is sent back to the external system when a CG product maintenance is queried. The format of the message is called 'Primary-Key response', which includes only the primary key fields of the record in the Oracle FLEXCUBE data store.

6.2.6.11 CreateChkProtContract

This is the operation code to create a cheque protest transaction. It involves the following messages:

- CreateChkProtContract-Req-Full - This is the request message to create a cheque protest transaction. An external system which intends to create cheque protest contract has to send the request in the format specified. The format of the message is called 'Full-screen', which includes all the fields (input fields and the display fields) as in the corresponding Oracle FLEXCUBE front-end screen.
- CreateChkProtContract-Req-IO - This is the request message to create a cheque protest transaction. An external system which intends to create CG product maintenance has to send the request in the format specified. The format of the message is called 'Input-only', which has only those fields that can be used to query.
- CreateChkProtContract-Res-Full - This is the response message which is sent back to the external system when a cheque protested transaction is created. The format of the message is called 'Full-screen response', which includes all the fields (input fields and the display fields) as in the corresponding Oracle FLEXCUBE screen.
- CreateChkProtContract-Res-PK - This is the response message which is sent back to the external system when a cheque protested transaction is created. The format of the message is called 'Primary-Key response', which includes only the primary key fields of the record in the Oracle FLEXCUBE data store.

6.2.6.12 ReverseChkProtContract

This is the operation code to reverse a cheque protest transaction. It involves the following messages:

- ReverseChkProtContract-Req-Full - This is the request message to reverse a cheque protest transaction. An external system which intends to reverse cheque protest contract has to send the request in the format specified. The format of the message is called 'Full-screen', which includes all the fields (input fields and the display fields) as in the corresponding Oracle FLEXCUBE front-end screen.

- ReverseChkProtContract-Req-IO - This is the request message to reverse a cheque protest transaction. An external system which intends to reverse CG product maintenance has to send the request in the format specified. The format of the message is called 'Input-only', which has only those fields that can be used to query.
- ReverseChkProtContract-Res-Full - This is the response message which is sent back to the external system when a cheque protested transaction is reversed. The format of the message is called 'Full-screen response', which includes all the fields (input fields and the display fields) as in the corresponding Oracle FLEXCUBE screen.
- ReverseChkProtContract-Res-PK - This is the response message which is sent back to the external system when a cheque protested transaction is reversed. The format of the message is called 'Primary-Key response', which includes only the primary key fields of the record in the Oracle FLEXCUBE data store.

6.2.6.13 QueryChqProtTxn

This is the operation code to reverse a cheque protest transaction. It involves the following messages:

- QueryChqProtTxn-Req-Full - This is the request message to query a cheque protest transaction. An external system which intends to query cheque protest contract has to send the request in the format specified. The format of the message is called 'Full-screen', which includes all the fields (input fields and the display fields) as in the corresponding Oracle FLEXCUBE front-end screen.
- QueryChqProtTxn-Req-IO - This is the request message to query a cheque protest transaction. An external system which intends to query CG product maintenance has to send the request in the format specified. The format of the message is called 'Input-only', which has only those fields that can be used to query.
- QueryChqProtTxn-Res-Full - This is the response message which is sent back to the external system when a cheque protested transaction is queried. The format of the message is called 'Full-screen response', which includes all the fields (input fields and the display fields) as in the corresponding Oracle FLEXCUBE screen.
- QueryChqProtTxn-Res-PK - This is the response message which is sent back to the external system when a cheque protested transaction is queried. The format of the message is called 'Primary-Key response', which includes only the primary key fields of the record in the Oracle FLEXCUBE data store.

6.2.6.14 CreateDocException

This is the operation code to create new clearing retention exception maintenance. It involves the following messages:

- CreateDocException-Req-Full - This is the request message to create a new clearing retention exception maintenance. An external system which intends to create new clearing retention exception maintenance has to send the request in the format specified. The format of the message is called 'Full-screen', which includes all the fields (input fields and the display fields) as in the corresponding Oracle FLEXCUBE front-end screen.
- CreateDocException-Req-IO - This is the request message to create a new clearing retention exception maintenance. An external system which intends to create new clearing retention exception maintenance has to send the request in the format specified. The format of the message is called 'Input-only', which has only those fields that can be used to query.
- CreateDocException-Res-Full - This is the response message which is sent back to the external system when new clearing retention exception is created. The format of the

message is called 'Full-screen response', which includes all the fields (input fields and the display fields) as in the corresponding Oracle FLEXCUBE screen.

- CreateDocException-Res-PK - This is the response message which is sent back to the external system when new clearing retention exception is created. The format of the message is called 'Primary-Key response', which includes only the primary key fields of the record in the Oracle FLEXCUBE data store.

6.2.6.15 ModifyDocException

This is the operation code to modify clearing retention exception maintenance. It involves the following messages:

- ModifyDocException-Req-Full - This is the request message to modify clearing retention exception maintenance. An external system which intends to modify clearing retention exception maintenance has to send the request in the format specified. The format of the message is called 'Full-screen', which includes all the fields (input fields and the display fields) as in the corresponding Oracle FLEXCUBE front-end screen.
- ModifyDocException-Req-IO - This is the request message to modify clearing retention exception maintenance. An external system which intends to modify clearing retention exception maintenance has to send the request in the format specified. The format of the message is called 'Input-only', which has only those fields that can be used to query.
- ModifyDocException-Res-Full - This is the response message which is sent back to the external system when clearing retention exception is modified. The format of the message is called 'Full-screen response', which includes all the fields (input fields and the display fields) as in the corresponding Oracle FLEXCUBE screen.
- ModifyDocException-Res-PK - This is the response message which is sent back to the external system when clearing retention exception is modified. The format of the message is called 'Primary-Key response', which includes only the primary key fields of the record in the Oracle FLEXCUBE data store.

6.2.6.16 QueryDocException

This is the operation code to query new clearing retention exception maintenance. It involves the following messages:

- QueryDocException-Req-Full - This is the request message to query clearing retention exception maintenance. An external system which intends to query clearing retention exception maintenance has to send the request in the format specified. The format of the message is called 'Full-screen', which includes all the fields (input fields and the display fields) as in the corresponding Oracle FLEXCUBE front-end screen.
- QueryDocException-Req-IO - This is the request message to query clearing retention exception maintenance. An external system which intends to query clearing retention exception maintenance has to send the request in the format specified. The format of the message is called 'Input-only', which has only those fields that can be used to query.
- QueryDocException-Res-Full - This is the response message which is sent back to the external system when clearing retention exception is queried. The format of the message is called 'Full-screen response', which includes all the fields (input fields and the display fields) as in the corresponding Oracle FLEXCUBE screen.
- QueryDocException-Res-PK - This is the response message which is sent back to the external system when clearing retention exception is queried. The format of the message is called 'Primary-Key response', which includes only the primary key fields of the record in the Oracle FLEXCUBE data store.
- LEXCUBE data store.

6.2.6.17 CloseDocException

This is the operation code to close new clearing retention exception maintenance. It involves the following messages:

- CloseDocException-Req-Full - This is the request message to close clearing retention exception maintenance. An external system which intends to close clearing retention exception maintenance has to send the request in the format specified. The format of the message is called 'Full-screen', which includes all the fields (input fields and the display fields) as in the corresponding Oracle FLEXCUBE front-end screen.
- CloseDocException-Req-IO - This is the request message to close clearing retention exception maintenance. An external system which intends to close clearing retention exception maintenance has to send the request in the format specified. The format of the message is called 'Input-only', which has only those fields that can be used to query.
- CloseDocException-Res-Full - This is the response message which is sent back to the external system when clearing retention exception is closed. The format of the message is called 'Full-screen response', which includes all the fields (input fields and the display fields) as in the corresponding Oracle FLEXCUBE screen.
- CloseDocException-Res-PK - This is the response message which is sent back to the external system when clearing retention exception is closed. The format of the message is called 'Primary-Key response', which includes only the primary key fields of the record in the Oracle FLEXCUBE data store.

6.2.6.18 ReopenDocException

This is the operation code to reopen new clearing retention exception maintenance. It involves the following messages:

- ReopenDocException-Req-Full - This is the request message to reopen clearing retention exception maintenance. An external system which intends to reopen clearing retention exception maintenance has to send the request in the format specified. The format of the message is called 'Full-screen', which includes all the fields (input fields and the display fields) as in the corresponding Oracle FLEXCUBE front-end screen.
- ReopenDocException-Req-IO - This is the request message to reopen clearing retention exception maintenance. An external system which intends to reopen clearing retention exception maintenance has to send the request in the format specified. The format of the message is called 'Input-only', which has only those fields that can be used to query.
- ReopenDocException-Res-Full - This is the response message which is sent back to the external system when clearing retention exception is reopened. The format of the message is called 'Full-screen response', which includes all the fields (input fields and the display fields) as in the corresponding Oracle FLEXCUBE screen.
- ReopenDocException-Res-PK - This is the response message which is sent back to the external system when clearing retention exception is reopened. The format of the message is called 'Primary-Key response', which includes only the primary key fields of the record in the Oracle FLEXCUBE data store.

6.2.6.19 CreateClgServicePoint

This is the operation code for creating a clearing service point account in Oracle FLEXCUBE. It involves the following messages:

- ClgServicePoint-Create-Req - This is the request message to create a clearing service point account in Oracle FLEXCUBE UBS. An external system which intends to create the clearing service point has to send the request in the specified format. The format of the message is called 'Input-only', which has only those fields that are actually required for creating a clearing service point.

- ClgServicePoint-Create-Res-Full - This is the response message which will be sent back to the external system when a clearing service point is successfully created in Oracle FLEXCUBE UBS. The format of the message is called 'Full-screen response', will includes all the fields (input fields and the display fields) as in the corresponding Oracle FLEXCUBE screen.
- ClgServicePoint-Create-Res-PK - This is the response message which will be sent back to the external system when a clearing service point is successfully created in Oracle FLEXCUBE UBS. The format of the message is called 'Primary-Key response', which includes only the primary key fields of the clearing service point record in the Oracle FLEXCUBE data store.

Note: This response will be sent if the response Message Exchange Pattern in the Gateway External system maintenance is set as Primary Key.

- ClgServicePoint -Create-Flt - This XML message indicates the error response generated by Oracle FLEXCUBE when the processing of request to create a clearing service point fails due to any functional error.

6.2.6.20 ModifyClgServicePoint

This is the operation code for modifying a clearing service point account in Oracle FLEXCUBE. It involves the following messages:

- ClgServicePoint-Modify-Req - This is the request message to modify a clearing service point account in Oracle FLEXCUBE UBS. An external system which intends to modify the clearing service point has to send the request in the specified format. The format of the message is called 'Input-only', which has only those fields that are actually required for modifying a clearing service point.
- ClgServicePoint-Modify-Res-Full - This is the response message which will be sent back to the external system when a clearing service point is successfully modified in Oracle FLEXCUBE UBS. The format of the message is called 'Full-screen response', will includes all the fields (input fields and the display fields) as in the corresponding Oracle FLEXCUBE screen.
- ClgServicePoint-Modify-Res-PK - This is the response message which will be sent back to the external system when a clearing service point is successfully modified in Oracle FLEXCUBE UBS. The format of the message is called 'Primary-Key response', which includes only the primary key fields of the clearing service point record in the Oracle FLEXCUBE data store.

Note: This response will be sent if the response Message Exchange Pattern in the Gateway External system maintenance is set as Primary Key.

- ClgServicePoint-Modify-Flt - This XML message indicates the error response generated by Oracle FLEXCUBE when the processing of request to modify a clearing service point fails due to any functional error.

6.2.6.21 CloseClgServicePoint

This is the operation code for closing a clearing service point account in Oracle FLEXCUBE. It involves the following messages:

- CloseClgServicePoint-Close-Req - This is the request message to close a clearing service point account in Oracle FLEXCUBE UBS. An external system which intends to close the clearing service point has to send the request in the specified format. The format of the message is called 'Input-only', which has only those fields that are actually required for closing a clearing service point.
- CloseClgServicePoint-Close-Res-Full - This is the response message which will be sent back to the external system when a clearing service point is successfully closed in Oracle FLEXCUBE UBS. The format of the message is called 'Full-screen response', will

includes all the fields (input fields and the display fields) as in the corresponding Oracle FLEXCUBE screen.

- CloseClgServicePoint-Close-Res-PK - This is the response message which will be sent back to the external system when a clearing service point is successfully closed in Oracle FLEXCUBE UBS. The format of the message is called 'Primary-Key response', which includes only the primary key fields of the clearing service point record in the Oracle FLEXCUBE data store.

Note: This response will be sent if the response Message Exchange Pattern in the Gateway External system maintenance is set as Primary Key.

- CloseClgServicePoint-Close-Flt - This XML message indicates the error response generated by Oracle FLEXCUBE when the processing of request to close a clearing service point fails due to any functional error.

6.2.6.22 ReopenClgServicePoint

This is the operation code for reopening a clearing service point account in Oracle FLEXCUBE. It involves the following messages:

- ReopenClgServicePoint-Reopen-Req - This is the request message to reopen a clearing service point account in Oracle FLEXCUBE UBS. An external system which intends to reopen the clearing service point has to send the request in the specified format. The format of the message is called 'Input-only', which has only those fields that are actually required for reopen a clearing service point.
- ReopenClgServicePoint-Reopen-Res-Full - This is the response message which will be sent back to the external system when a clearing service point is successfully reopened in Oracle FLEXCUBE UBS. The format of the message is called 'Full-screen response', which includes all the fields (input fields and the display fields) as in the corresponding Oracle FLEXCUBE screen.
- ReopenClgServicePoint-Reopen-Res-PK - This is the response message which will be sent back to the external system when a clearing service point is successfully reopened in Oracle FLEXCUBE UBS. The format of the message is called 'Primary-Key response', which includes only the primary key fields of the clearing service point record in the Oracle FLEXCUBE data store.

Note: This response will be sent if the response Message Exchange Pattern in the Gateway External system maintenance is set as Primary Key.

- ReopenClgServicePoint-Reopen-Flt - This XML message indicates the error response generated by Oracle FLEXCUBE when the processing of request to reopen a clearing service point fails due to any functional error.

6.2.6.23 QueryChequeCorrespondence

This is the operation code for querying a cheque correspondence account in Oracle FLEXCUBE. It involves the following messages:

- QueryChequeCorrespondence-Query-Req - This is the request message to query a cheque correspondence in Oracle FLEXCUBE UBS. An external system which intends to query the cheque correspondence has to send the request in the specified format. The format of the message is called 'Input-only', which has only those fields that are actually required for querying a cheque correspondence.
- QueryChequeCorrespondence-Query-Res-Full - This is the response message which will be sent back to the external system when a cheque correspondence account is successfully queried in Oracle FLEXCUBE UBS. The format of the message is called 'Full-screen response', which includes all the fields (input fields and the display fields) as in the corresponding Oracle FLEXCUBE screen.

- QueryChequeCorrespondence-Query-Res-PK - This is the response message which will be sent back to the external system when a cheque correspondence is successfully queried in Oracle FLEXCUBE UBS. The format of the message is called 'Primary-Key response', which includes only the primary key fields of the cheque correspondence record in the Oracle FLEXCUBE data store.

Note: This response will be sent if the response Message Exchange Pattern in the Gateway External system maintenance is set as Primary Key.

- QueryChequeCorrespondence-Query-Flt - This XML message indicates the error response generated by Oracle FLEXCUBE when the processing of request to query a cheque correspondence fails due to any functional error.

6.2.6.24 ModifyChequeCorrespondence

This is the operation code for modifying a cheque correspondence account in Oracle FLEXCUBE. It involves the following messages:

- ModifyChequeCorrespondence-Modify-Req - This is the request message to modify a cheque correspondence in Oracle FLEXCUBE UBS. An external system which intends to modify the cheque correspondence has to send the request in the specified format. The format of the message is called 'Input-only', which has only those fields that are actually required for modifying a cheque correspondence.
- ModifyChequeCorrespondence-Modify-Res-Full - This is the response message which will be sent back to the external system when a cheque correspondence account is successfully modified in Oracle FLEXCUBE UBS. The format of the message is called 'Full-screen response', which includes all the fields (input fields and the display fields) as in the corresponding Oracle FLEXCUBE screen.
- ChequeCorrespondence-Query-Res-PK - This is the response message which will be sent back to the external system when a cheque correspondence is successfully modified in Oracle FLEXCUBE UBS. The format of the message is called 'Primary-Key response', which includes only the primary key fields of the cheque correspondence record in the Oracle FLEXCUBE data store.

Note: This response will be sent if the response Message Exchange Pattern in the Gateway External system maintenance is set as Primary Key.

- ChequeCorrespondence-Query-Flt - This XML message indicates the error response generated by Oracle FLEXCUBE when the processing of request to modify a cheque correspondence fails due to any functional error.

6.2.6.25 CreateExtendOrRelease

This is the operation code to create extend/release for Uncollected funds for account. It involves the following messages:

- CreateExtendOrRelease-Req-Full - This is the request message to create extend/release for Uncollected funds for account. An external system which intends to create extend/release for Uncollected funds for account has to send the request in the format specified. The format of the message is called 'Full-screen', which includes all the fields (input fields and the display fields) as in the corresponding Oracle FLEXCUBE front-end screen.
- CreateExtendOrRelease-Req-IO - This is the request message to create extend/release for Uncollected funds for account. An external system which intends to create extend/release for Uncollected funds for account has to send the request in the format specified. The format of the message is called 'Input-only', which has only those fields that can be used to query.
- CreateExtendOrRelease-Res-Full - This is the response message which is sent back to the external system when the extension/release of uncollected funds for account is

created. The format of the message is called 'Full-screen response', which includes all the fields (input fields and the display fields) as in the corresponding Oracle FLEXCUBE screen.

- CreateExtendOrRelease-Res-PK - This is the response message which is sent back to the external system when the extension/release of uncollected funds for account is created. The format of the message is called 'Primary-Key response', which includes only the primary key fields of the record in the Oracle FLEXCUBE data store.

6.2.6.26 CloseCGRejErrCdMaint

This is the operation code for closing error code maintenance in Oracle FLEXCUBE. It involves the following messages:

- CloseCGRejErrCdMaint -Close-Req - This is the request message to close error code maintenance in Oracle FLEXCUBE UBS. An external system which intends to close the error code maintenance has to send the request in the specified format. The format of the message is called 'Input-only', which has only those fields that are actually required for closing a clearing service point.
- CloseCGRejErrCdMaint-Close-Res-Full - This is the response message which will be sent back to the external system when error code maintenance is successfully closed in Oracle FLEXCUBE UBS. The format of the message is called 'Full-screen response', will includes all the fields (input fields and the display fields) as in the corresponding Oracle FLEXCUBE screen.
- CloseCGRejErrCdMaint -Close-Res-PK - This is the response message which will be sent back to the external system when error code maintenance is successfully closed in Oracle FLEXCUBE UBS. The format of the message is called 'Primary-Key response', which includes only the primary key fields of the error code maintenance record in the Oracle FLEXCUBE data store.

Note: This response will be sent if the response Message Exchange Pattern in the Gateway External system maintenance is set as Primary Key.

- CloseCGRejErrCdMaint -Close-Flt - This XML message indicates the error response generated by Oracle FLEXCUBE when the processing of request to close a error code maintenance fails due to any functional error.

6.2.6.27 ReopenCGRejErrCdMaint

This is the operation code for reopening error code maintenance in Oracle FLEXCUBE. It involves the following messages:

- ReopenCGRejErrCdMaint -Reopen-Req - This is the request message to reopen error code maintenance in Oracle FLEXCUBE UBS. An external system which intends to reopen the error code maintenance has to send the request in the specified format. The format of the message is called 'Input-only', which has only those fields that are actually required for reopen a clearing service point.
- ReopenCGRejErrCdMaint -Reopen-Res-Full - This is the response message which will be sent back to the external system when a error code maintenance is successfully reopened in Oracle FLEXCUBE UBS. The format of the message is called 'Full-screen response', will includes all the fields (input fields and the display fields) as in the corresponding Oracle FLEXCUBE screen.
- ReopenCGRejErrCdMaint -Reopen-Res-PK - This is the response message which will be sent back to the external system when error code maintenance is successfully reopened in Oracle FLEXCUBE UBS. The format of the message is called 'Primary-Key response', which includes only the primary key fields of the error code maintenance record in the Oracle FLEXCUBE data store.

Note: This response will be sent if the response Message Exchange Pattern in the Gateway External system maintenance is set as Primary Key.

- ReopenCGRejErrCdMaint -Reopen-Flt - This XML message indicates the error response generated by Oracle FLEXCUBE when the processing of request to reopen error code maintenance fails due to any functional error.

6.2.6.28 QueryCGRejErrCdMaint

This is the operation code for querying error code maintenance in Oracle FLEXCUBE. It involves the following messages:

- QueryCGRejErrCdMaint -Query-Req - This is the request message to error code maintenance in Oracle FLEXCUBE UBS. An external system which intends to query the error code maintenance has to send the request in the specified format. The format of the message is called 'Input-only', which has only those fields that are actually required for querying a cheque correspondence.
- QueryCGRejErrCdMaint -Query-Res-Full - This is the response message which will be sent back to the external system when error code maintenance is successfully queried in Oracle FLEXCUBE UBS. The format of the message is called 'Full-screen response', which includes all the fields (input fields and the display fields) as in the corresponding Oracle FLEXCUBE screen.
- QueryCGRejErrCdMaint -Query-Res-PK - This is the response message which will be sent back to the external system when error code maintenance is successfully queried in Oracle FLEXCUBE UBS. The format of the message is called 'Primary-Key response', which includes only the primary key fields of the cheque correspondence record in the Oracle FLEXCUBE data store.

Note: This response will be sent if the response Message Exchange Pattern in the Gateway External system maintenance is set as Primary Key.

- QueryCGRejErrCdMaint -Query-Flt - This XML message indicates the error response generated by Oracle FLEXCUBE when the processing of request to query a cheque correspondence fails due to any functional error.

6.2.6.29 CreateCollectionCheque

This is the operation code to create a new collection cheque transaction. It involves the following messages:

- CreateCollectionCheque-Req-Full - This is the request message to create a new collection cheque transaction. An external system which intends to create a collection cheque transaction has to send the request in the format specified. The format of the message is called 'Full-screen', which includes all the fields (input fields and the display fields) as in the corresponding Oracle FLEXCUBE front-end screen.
- CreateCollectionCheque-Req-IO - This is the request message to create a new collection cheque transaction. An external system which intends to create a record has to send the request in the format specified. The format of the message is called 'Input-only', which has only those fields that can be used to query.
- CreateCollectionCheque-Res-Full - This is the response message which is sent back to the external system when a collection cheque transaction is created. The format of the message is called 'Full-screen response', which includes all the fields (input fields and the display fields) as in the corresponding Oracle FLEXCUBE screen.
- CreateCollectionCheque-Res-PK - This is the response message which is sent back to the external system when a collection cheque transaction is created. The format of the message is called 'Primary-Key response', which includes only the primary key fields of the record in the Oracle FLEXCUBE data store.

6.2.6.30 QueryCollectionCheque

This is the operation code to query a collection cheque transaction. It involves the following messages:

- QueryCollectionCheque-Req-Full - This is the request message to query a collection cheque transaction. An external system which intends to query a collection cheque transaction has to send the request in the format specified. The format of the message is called 'Full-screen', which includes all the fields (input fields and the display fields) as in the corresponding Oracle FLEXCUBE front-end screen.
- QueryCollectionCheque-Req-IO - This is the request message to query a collection cheque transaction. An external system which intends to create a collection cheque transaction has to send the request in the format specified. The format of the message is called 'Input-only', which has only those fields that can be used to query.
- QueryCollectionCheque-Res-Full - This is the response message which is sent back to the external system when a collection cheque transaction is queried. The format of the message is called 'Full-screen response', which includes all the fields (input fields and the display fields) as in the corresponding Oracle FLEXCUBE screen.
- QueryCollectionCheque-Res-PK - This is the response message which is sent back to the external system when a collection cheque transaction is queried. The format of the message is called 'Primary-Key response', which includes only the primary key fields of the record in the Oracle FLEXCUBE data store.

6.2.6.31 ReverseCollectionCheque

This is the operation code to reverse a collection cheque transaction. It involves the following messages:

- ReverseCollectionCheque-Req-Full - This is the request message to reverse a collection cheque transaction. An external system which intends to collection cheque transaction has to send the request in the format specified. The format of the message is called 'Full-screen', which includes all the fields (input fields and the display fields) as in the corresponding Oracle FLEXCUBE front-end screen.
- ReverseCollectionCheque-Req-IO - This is the request message to reverse collection cheque transaction. An external system which intends to reverse collection cheque transaction has to send the request in the format specified. The format of the message is called 'Input-only', which has only those fields that can be used to query.
- ReverseCollectionCheque-Res-Full - This is the response message which is sent back to the external system when a collection cheque transaction is reversed. The format of the message is called 'Full-screen response', which includes all the fields (input fields and the display fields) as in the corresponding Oracle FLEXCUBE screen.
- ReverseCollectionCheque-Res-PK - This is the response message which is sent back to the external system when a collection cheque transaction is reversed. The format of the message is called 'Primary-Key response', which includes only the primary key fields of the record in the Oracle FLEXCUBE data store.

6.2.7 FCUBScoreServices

All the operations that can be performed on a customer are logically grouped under a service called 'FCUBScoreServices'.

Oracle FLEXCUBE supports the following operations under this service:

- ConversionRate - To Convert the Rate Based on the Maintenance
- EmbargoNew

- EmbargoModify
- EmbargoAuth
- EmbargoQuery
- EmbargoDelete
- NewEmbargoMaint
- ModifyEmbargoMaint
- AuthEmbargoMaint
- DeleteEmbargoMaint
- QueryEmbargoMaint
- QueryTrnCost

6.2.7.1 EmbargoNew

This is the operation code for creating an Embargo transaction in Oracle FLEXCUBE. It involves the following messages:

- Embargo-New-Req - This is the request message to create an Embargo transaction in Oracle FLEXCUBE UBS. An external system which intends to create an Embargo transaction has to send the request in the specified format. The format of the message is called 'Input-only', which has only those fields that are actually required for creating an Embargo transaction.
- Embargo-New-Res-Full - This is the response message which will be sent back to the external system when an Embargo transaction is successfully created in Oracle FLEXCUBE UBS. The format of the message is called 'Full-screen response', will include all the fields (input fields and the display fields) as in the corresponding Oracle FLEXCUBE screen.
- Embargo-New-Res-PK - This is the response message which will be sent back to the external system when an Embargo transaction is successfully created in Oracle FLEXCUBE UBS. The format of the message is called 'Primary-Key response', which includes only the primary key fields of an Embargo transaction record in the Oracle FLEXCUBE data store.

Note: This response will be sent if the response Message Exchange Pattern in the Gateway External system maintenance is set as Primary Key.

- Embargo-New-Flt - This XML message indicates the error response generated by Oracle FLEXCUBE when the processing of request to create an Embargo transaction fails due to any functional error.

6.2.7.2 EmbargoModify

This is the operation code for modifying an Embargo transaction in Oracle FLEXCUBE. It involves the following messages:

- Embargo-Modify-Req - This is the request message to modify an Embargo transaction in Oracle FLEXCUBE UBS. An external system which intends to modify an Embargo transaction has to send the request in the specified format. The format of the message is called 'Input-only', which has only those fields that are actually required for modifying an Embargo transaction.
- Embargo-Modify-Res-Full - This is the response message which will be sent back to the external system when an Embargo transaction is successfully modified in Oracle FLEXCUBE UBS. The format of the message is called 'Full-screen response', will include all the fields (input fields and the display fields) as in the corresponding Oracle FLEXCUBE screen.

- Embargo-Modify-Res-PK - This is the response message which will be sent back to the external system when an Embargo transaction is successfully modified in Oracle FLEXCUBE UBS. The format of the message is called 'Primary-Key response', which includes only the primary key fields of an Embargo transaction record in the Oracle FLEXCUBE data store.

Note: This response will be sent if the response Message Exchange Pattern in the Gateway External system maintenance is set as Primary Key.

- Embargo-Modify-Flt - This XML message indicates the error response generated by Oracle FLEXCUBE when the processing of request to modify an Embargo transaction fails due to any functional error.

6.2.7.3 EmbargoAuth

This is the operation code for authorizing an Embargo transaction in Oracle FLEXCUBE. It involves the following messages:

- Embargo-Auth-Req - This is the request message to authorize an Embargo transaction in Oracle FLEXCUBE UBS. An external system which intends to authorize an Embargo transaction has to send the request in the specified format. The format of the message is called 'Input-only', which has only those fields that are actually required for authorizing an Embargo transaction.
- Embargo-Auth-Res-Full - This is the response message which will be sent back to the external system when an Embargo transaction is successfully authorized in Oracle FLEXCUBE UBS. The format of the message is called 'Full-screen response', will include all the fields (input fields and the display fields) as in the corresponding Oracle FLEXCUBE screen.
- Embargo-Auth-Res-PK - This is the response message which will be sent back to the external system when an Embargo transaction is successfully authorized in Oracle FLEXCUBE UBS. The format of the message is called 'Primary-Key response', which includes only the primary key fields of an Embargo transaction record in the Oracle FLEXCUBE data store.

Note: This response will be sent if the response Message Exchange Pattern in the Gateway External system maintenance is set as Primary Key.

- Embargo-Auth-Flt - This XML message indicates the error response generated by Oracle FLEXCUBE when the processing of request to authorize an Embargo transaction fails due to any functional error.

6.2.7.4 EmbargoQuery

This is the operation code for querying an Embargo transaction in Oracle FLEXCUBE. It involves the following messages:

- Embargo-Query-Req - This is the request message to query an Embargo transaction in Oracle FLEXCUBE UBS. An external system which intends to query an Embargo transaction has to send the request in the specified format. The format of the message is called 'Input-only', which has only those fields that are actually required for querying an Embargo transaction.
- Embargo-Query-Res-Full - This is the response message which will be sent back to the external system when an Embargo transaction is successfully queried in Oracle FLEXCUBE UBS. The format of the message is called 'Full-screen response', will include all the fields (input fields and the display fields) as in the corresponding Oracle FLEXCUBE screen.
- Embargo-Query-Res-PK - This is the response message which will be sent back to the external system when an Embargo transaction is successfully queried in Oracle FLEXCUBE UBS. The format of the message is called 'Primary-Key response', which

includes only the primary key fields of an Embargo transaction record in the Oracle FLEXCUBE data store.

Note: This response will be sent if the response Message Exchange Pattern in the Gateway External system maintenance is set as Primary Key.

- Embargo-Query-Flt - This XML message indicates the error response generated by Oracle FLEXCUBE when the processing of request to query an Embargo transaction fails due to any functional error.

6.2.7.5 EmbargoDelete

This is the operation code for deleting an Embargo transaction in Oracle FLEXCUBE. It involves the following messages:

- Embargo-Delete-Req - This is the request message to deleting an Embargo transaction in Oracle FLEXCUBE UBS. An external system which intends to delete an Embargo transaction has to send the request in the specified format. The format of the message is called 'Input-only', which has only those fields that are actually required for deleting an Embargo transaction.
- Embargo-Delete-Res-Full - This is the response message which will be sent back to the external system when an Embargo transaction is successfully deleting in Oracle FLEXCUBE UBS. The format of the message is called 'Full-screen response', will includes all the fields (input fields and the display fields) as in the corresponding Oracle FLEXCUBE screen.
- Embargo-Delete-Res-PK - This is the response message which will be sent back to the external system when an Embargo transaction is successfully deleted in Oracle FLEXCUBE UBS. The format of the message is called 'Primary-Key response', which includes only the primary key fields of an Embargo transaction record in the Oracle FLEXCUBE data store.

Note: This response will be sent if the response Message Exchange Pattern in the Gateway External system maintenance is set as Primary Key.

- Embargo-Delete-Flt - This XML message indicates the error response generated by Oracle FLEXCUBE when the processing of request to delete an Embargo transaction fails due to any functional error.

6.2.7.6 NewEmbargoMaint

This is the operation code for creating an Embargo maintenance in Oracle FLEXCUBE. It involves the following messages:

- EmbargoMaint-New-Req - This is the request message to create an Embargo maintenance in Oracle FLEXCUBE UBS. An external system which intends to create Embargo maintenance has to send the request in the specified format. The format of the message is called 'Input-only', which has only those fields that are actually required for creating Embargo maintenance.
- EmbargoMaint-New-Res-Full - This is the response message which will be sent back to the external system when Embargo maintenance is successfully created in Oracle FLEXCUBE UBS. The format of the message is called 'Full-screen response', will includes all the fields (input fields and the display fields) as in the corresponding Oracle FLEXCUBE screen.
- EmbargoMaint-New-Res-PK - This is the response message which will be sent back to the external system when Embargo maintenance is successfully created in Oracle FLEXCUBE UBS. The format of the message is called 'Primary-Key response', which includes only the primary key fields of an Embargo maintenance record in the Oracle FLEXCUBE data store.

Note: This response will be sent if the response Message Exchange Pattern in the Gateway External system maintenance is set as Primary Key.

- EmbargoMaint-New-Flt - This XML message indicates the error response generated by Oracle FLEXCUBE when the processing of request to create Embargo maintenance fails due to any functional error.

6.2.7.7 ModifyEmbargoMaint

This is the operation code for modifying Embargo maintenance in Oracle FLEXCUBE. It involves the following messages:

- EmbargoMaint-Modify-Req - This is the request message to modify Embargo maintenance in Oracle FLEXCUBE UBS. An external system which intends to modify Embargo maintenance has to send the request in the specified format. The format of the message is called 'Input-only', which has only those fields that are actually required for modifying Embargo maintenance.
- EmbargoMaint-Modify-Res-Full - This is the response message which will be sent back to the external system when Embargo maintenance is successfully modified in Oracle FLEXCUBE UBS. The format of the message is called 'Full-screen response', will include all the fields (input fields and the display fields) as in the corresponding Oracle FLEXCUBE screen.
- EmbargoMaint-Modify-Res-PK - This is the response message which will be sent back to the external system when Embargo maintenance is successfully modified in Oracle FLEXCUBE UBS. The format of the message is called 'Primary-Key response', which includes only the primary key fields of Embargo maintenance record in the Oracle FLEXCUBE data store.

Note: This response will be sent if the response Message Exchange Pattern in the Gateway External system maintenance is set as Primary Key.

- EmbargoMaint-Modify-Flt - This XML message indicates the error response generated by Oracle FLEXCUBE when the processing of request to modify Embargo maintenance fails due to any functional error.

6.2.7.8 AuthEmbargoMaint

This is the operation code for authorizing Embargo maintenance in Oracle FLEXCUBE. It involves the following messages:

- EmbargoMaint-Auth-Req - This is the request message to authorize Embargo maintenance in Oracle FLEXCUBE UBS. An external system which intends to authorize Embargo maintenance has to send the request in the specified format. The format of the message is called 'Input-only', which has only those fields that are actually required for authorizing Embargo maintenance.
- EmbargoMaint-Auth-Res-Full - This is the response message which will be sent back to the external system when Embargo maintenance is successfully authorized in Oracle FLEXCUBE UBS. The format of the message is called 'Full-screen response', will include all the fields (input fields and the display fields) as in the corresponding Oracle FLEXCUBE screen.
- EmbargoMaint-Auth-Res-PK - This is the response message which will be sent back to the external system when Embargo maintenance is successfully authorized in Oracle FLEXCUBE UBS. The format of the message is called 'Primary-Key response', which includes only the primary key fields of Embargo maintenance record in the Oracle FLEXCUBE data store.

Note: This response will be sent if the response Message Exchange Pattern in the Gateway External system maintenance is set as Primary Key.

- EmbargoMaint-Auth-Flt - This XML message indicates the error response generated by Oracle FLEXCUBE when the processing of request to authorize Embargo maintenance fails due to any functional error.

6.2.7.9 DeleteEmbargoMaint

This is the operation code for deleting Embargo maintenance in Oracle FLEXCUBE. It involves the following messages:

- EmbargoMaint-Delete-Req - This is the request message to deleting Embargo maintenance in Oracle FLEXCUBE UBS. An external system which intends to delete Embargo maintenance has to send the request in the specified format. The format of the message is called 'Input-only', which has only those fields that are actually required for deleting Embargo maintenance.
- EmbargoMaint-Delete-Res-Full - This is the response message which will be sent back to the external system when Embargo maintenance is successfully deleting in Oracle FLEXCUBE UBS. The format of the message is called 'Full-screen response', will includes all the fields (input fields and the display fields) as in the corresponding Oracle FLEXCUBE screen.
- EmbargoMaint-Delete-Res-PK - This is the response message which will be sent back to the external system when Embargo maintenance is successfully deleted in Oracle FLEXCUBE UBS. The format of the message is called 'Primary-Key response', which includes only the primary key fields of Embargo maintenance record in the Oracle FLEXCUBE data store.

Note: This response will be sent if the response Message Exchange Pattern in the Gateway External system maintenance is set as Primary Key.

- EmbargoMaint-Delete-Flt - This XML message indicates the error response generated by Oracle FLEXCUBE when the processing of request to delete Embargo maintenance fails due to any functional error.

6.2.7.10 QueryEmbargoMaint

This is the operation code for querying Embargo maintenance in Oracle FLEXCUBE. It involves the following messages:

- EmbargoMaint-Query-Req - This is the request message to query Embargo maintenance in Oracle FLEXCUBE UBS. An external system which intends to query Embargo maintenance has to send the request in the specified format. The format of the message is called 'Input-only', which has only those fields that are actually required for querying Embargo maintenance.
- EmbargoMaint-Query-Res-Full - This is the response message which will be sent back to the external system when Embargo maintenance is successfully queried in Oracle FLEXCUBE UBS. The format of the message is called 'Full-screen response', will includes all the fields (input fields and the display fields) as in the corresponding Oracle FLEXCUBE screen.
- EmbargoMaint-Query-Res-PK - This is the response message which will be sent back to the external system when Embargo maintenance is successfully queried in Oracle FLEXCUBE UBS. The format of the message is called 'Primary-Key response', which includes only the primary key fields of Embargo maintenance record in the Oracle FLEXCUBE data store.

Note: This response will be sent if the response Message Exchange Pattern in the Gateway External system maintenance is set as Primary Key.

- EmbargoMaint-Query-Flt - This XML message indicates the error response generated by Oracle FLEXCUBE when the processing of request to query Embargo maintenance fails due to any functional error.

6.2.7.11 **QueryTransactionCodes**

This is the message for querying transaction code.

6.2.8 **FCUBSSTService**

All the operations that can be performed on a customer are logically grouped under a service called 'FCUBSSTService'. Oracle FLEXCUBE supports the following operations under this service:

- CreateAccClasMaint
- ModifyAccClasMaint
- DeleteAccClasMaint
- QueryAccClasMaint
- AuthAccClasMaint
- CreateSTTrnTax
- ModifySTTrnTax
- QuerySTTrnTax
- CloseSTTrnTax
- ReopenSTTrnTax
- CreateManStatChangInp
- CreateDCMaster
- ModDCMaster
- AuthDCMaster
- CloseDCMaster
- DeleteDCMaster
- QueryDCMaster
- NewCExtService
- ModCExtService
- AuthCExtService
- CloseCExtService
- DeleteCExtService
- QueryCExtService
- NewCBrandMaint
- ModCBrandMaint
- AuthCBrandMaint
- CloseCBrandMaint
- DeleteCBrandMaint
- QueryCBrandMaint
- CreateCustCatMaint

- ModifyCustCatMaint
- QueryCustCatMaint

6.2.8.1 CreateAccClasMaint.

This is the operation code to create a new account class. It involves the following messages:

- CreateAccClasMaint-Req-Full - This is the request message to create a new account class. An external system which intends to create an account class has to send the request in the format specified. The format of the message is called 'Full-screen', which includes all the fields (input fields and the display fields) as in the corresponding Oracle FLEXCUBE front-end screen.
- CreateAccClasMaint-Req-IO - This is the request message to create a new account class. An external system which intends to create an account class has to send the request in the format specified. The format of the message is called 'Input-only', which has only those fields that can be used to query.
- CreateAccClasMaint-Res-Full - This is the response message which is sent back to the external system when an account class is created. The format of the message is called 'Full-screen response', which includes all the fields (input fields and the display fields) as in the corresponding Oracle FLEXCUBE screen.

CreateAccClasMaint-Res-PK - This is the response message which is sent back to the external system when an account class is created. The format of the message is called 'Primary-Key response', which includes only the primary key fields of the record in the Oracle FLEXCUBE data store.

6.2.8.2 ModifyAccClasMaint

This is the operation code to Modify an account class. It involves the following messages:

- ModifyAccClasMaint-Req-Full - This is the request message to modify an account class. An external system which intends to modify an account class has to send the request in the format specified. The format of the message is called 'Full-screen', which includes all the fields (input fields and the display fields) as in the corresponding Oracle FLEXCUBE front-end screen.
- ModifyAccClasMaint-Req-IO - This is the request message to modify an account class. An external system which intends to modify an account class has to send the request in the format specified. The format of the message is called 'Input-only', which has only those fields that can be used to query.
- ModifyAccClasMaint-Res-Full - This is the response message which is sent back to the external system when an account class is modified. The format of the message is called 'Full-screen response', which includes all the fields (input fields and the display fields) as in the corresponding Oracle FLEXCUBE screen.
- ModifyAccClasMaint-Res-PK - This is the response message which is sent back to the external system when an account class is modified. The format of the message is called 'Primary-Key response', which includes only the primary key fields of the record in the Oracle FLEXCUBE data store.

6.2.8.3 DeleteAccClasMaint

This is the operation code to delete an account class. It involves the following messages:

- DeleteAccClasMaint-Req-Full - This is the request message to delete an account class. An external system which intends to delete an account class has to send the request in the format specified. The format of the message is called 'Full-screen', which includes all the fields (input fields and the display fields) as in the corresponding Oracle FLEXCUBE front-end screen.

- DeleteAccClasMaint-Req-IO - This is the request message to delete an account class. An external system which intends to delete an account class has to send the request in the format specified. The format of the message is called 'Input-only', which has only those fields that can be used to query.
- DeleteAccClasMaint-Res-Full - This is the response message which is sent back to the external system when an account class is deleted. The format of the message is called 'Full-screen response', which includes all the fields (input fields and the display fields) as in the corresponding Oracle FLEXCUBE screen.
- DeleteAccClasMaint-Res-PK - This is the response message which is sent back to the external system when an account class is deleted. The format of the message is called 'Primary-Key response', which includes only the primary key fields of the record in the Oracle FLEXCUBE data store.

6.2.8.4 QueryAccClasMaint

This is the operation code to query an account class. It involves the following messages:

- QueryAccClasMaint-Req-Full - This is the request message to query an account class. An external system which intends to query an account class has to send the request in the format specified. The format of the message is called 'Full-screen', which includes all the fields (input fields and the display fields) as in the corresponding Oracle FLEXCUBE front-end screen.
- QueryAccClasMaint-Req-IO - This is the request message to query an account class. An external system which intends to query an account class has to send the request in the format specified. The format of the message is called 'Input-only', which has only those fields that can be used to query.
- QueryAccClasMaint-Res-Full - This is the response message which is sent back to the external system when an account class is queried. The format of the message is called 'Full-screen response', which includes all the fields (input fields and the display fields) as in the corresponding Oracle FLEXCUBE screen.
- QueryAccClasMaint-Res-PK - This is the response message which is sent back to the external system when an account class is queried. The format of the message is called 'Primary-Key response', which includes only the primary key fields of the record in the Oracle FLEXCUBE data store.

6.2.8.5 AuthAccClasMaint

This is the operation code for authorizing an account class in Oracle FLEXCUBE. It involves the following messages:

- AccClasMaint-Auth-Req - This is the request message to authorize an account class in Oracle FLEXCUBE UBS. An external system which intends to authorize an account class has to send the request in the specified format. The format of the message is called 'Input-only', which has only those fields that are actually required for authorizing an account class.
- AccClasMaint-Auth-Res-Full - This is the response message which will be sent back to the external system when an account class is successfully authorized in Oracle FLEXCUBE UBS. The format of the message is called 'Full-screen response', will includes all the fields (input fields and the display fields) as in the corresponding Oracle FLEXCUBE screen.
- AccClasMaint-Auth-Res-PK - This is the response message which will be sent back to the external system when an account class is successfully authorized in Oracle FLEXCUBE UBS. The format of the message is called 'Primary-Key response', which includes only the primary key fields of an account class record in the Oracle FLEXCUBE data store.

Note: This response will be sent if the response Message Exchange Pattern in the Gateway External system maintenance is set as Primary Key.

- AccClasMaint-Auth-Flt - This XML message indicates the error response generated by Oracle FLEXCUBE when the processing of request to authorize an account class fails due to any functional error.

6.2.8.6 CreateSTTrnTax

This is the operation code for creating a transaction tax in Oracle FLEXCUBE. It involves the following messages:

- CreateSTTrnTax-Req - This is the request message to create a transaction tax in Oracle FLEXCUBE UBS. An external system which intends to create the transaction tax has to send the request in the specified format. The format of the message is called 'Input-only', which has only those fields that are actually required for creating a transaction tax.
- CreateSTTrnTax-Res-Full - This is the response message which will be sent back to the external system when a transaction tax is successfully created in Oracle FLEXCUBE UBS. The format of the message is called 'Full-screen response', which includes all the fields (input fields and the display fields) as in the corresponding Oracle FLEXCUBE screen.
- CreateSTTrnTax-Res-PK - This is the response message which will be sent back to the external system when a transaction tax is successfully created in Oracle FLEXCUBE UBS. The format of the message is called 'Primary-Key response', which includes only the primary key fields of the transaction tax record in the Oracle FLEXCUBE data store.

Note: This response will be sent if the response Message Exchange Pattern in the Gateway External system maintenance is set as Primary Key.

- CreateSTTrnTax-Flt - This XML message indicates the error response generated by Oracle FLEXCUBE when the processing of request to create a transaction tax fails due to any functional error.

6.2.8.7 ModifySTTrnTax

This is the operation code for modifying a transaction tax in Oracle FLEXCUBE. It involves the following messages:

- ModifySTTrnTax-Req - This is the request message to modify a transaction tax in Oracle FLEXCUBE UBS. An external system which intends to modify the transaction tax has to send the request in the specified format. The format of the message is called 'Input-only', which has only those fields that are actually required for modifying a transaction tax.
- ModifySTTrnTax-Res-Full - This is the response message which will be sent back to the external system when a transaction tax is successfully modified in Oracle FLEXCUBE UBS. The format of the message is called 'Full-screen response', which includes all the fields (input fields and the display fields) as in the corresponding Oracle FLEXCUBE screen.
- ModifySTTrnTax-Res-PK - This is the response message which will be sent back to the external system when a transaction tax is successfully modified in Oracle FLEXCUBE UBS. The format of the message is called 'Primary-Key response', which includes only the primary key fields of the transaction tax record in the Oracle FLEXCUBE data store.

Note: This response will be sent if the response Message Exchange Pattern in the Gateway External system maintenance is set as Primary Key.

- ModifySTTrnTax-Flt - This XML message indicates the error response generated by Oracle FLEXCUBE when the processing of request to modify a transaction tax fails due to any functional error.

6.2.8.8 QuerySTTrnTax

This is the operation code for querying a transaction tax in Oracle FLEXCUBE. It involves the following messages:

- QuerySTTrnTax-Req - This is the request message to query a transaction tax in Oracle FLEXCUBE UBS. An external system which intends to query the transaction tax has to send the request in the specified format. The format of the message is called 'Input-only', which has only those fields that are actually required for querying a transaction tax.
- QuerySTTrnTax-Res-Full - This is the response message which will be sent back to the external system when a transaction tax is successfully queried in Oracle FLEXCUBE UBS. The format of the message is called 'Full-screen response', will includes all the fields (input fields and the display fields) as in the corresponding Oracle FLEXCUBE screen.
- QuerySTTrnTax-Res-PK - This is the response message which will be sent back to the external system when a transaction tax is successfully queried in Oracle FLEXCUBE UBS. The format of the message is called 'Primary-Key response', which includes only the primary key fields of the transaction tax record in the Oracle FLEXCUBE data store.

Note: This response will be sent if the response Message Exchange Pattern in the Gateway External system maintenance is set as Primary Key.

- QuerySTTrnTax-Flt - This XML message indicates the error response generated by Oracle FLEXCUBE when the processing of request to query a transaction tax fails due to any functional error.

6.2.8.9 CloseSTTrnTax

This is the operation code for closing a transaction tax in Oracle FLEXCUBE. It involves the following messages:

- CloseSTTrnTax-Req - This is the request message to close a transaction tax in Oracle FLEXCUBE UBS. An external system which intends to close the transaction tax has to send the request in the specified format. The format of the message is called 'Input-only', which has only those fields that are actually required for closing a transaction tax.
- CloseSTTrnTax-Res-Full - This is the response message which will be sent back to the external system when a transaction tax is successfully closed in Oracle FLEXCUBE UBS. The format of the message is called 'Full-screen response', will includes all the fields (input fields and the display fields) as in the corresponding Oracle FLEXCUBE screen.
- CloseSTTrnTax-Res-PK - This is the response message which will be sent back to the external system when a transaction tax is successfully closed in Oracle FLEXCUBE UBS. The format of the message is called 'Primary-Key response', which includes only the primary key fields of the transaction tax record in the Oracle FLEXCUBE data store.

Note: This response will be sent if the response Message Exchange Pattern in the Gateway External system maintenance is set as Primary Key.

- CloseSTTrnTax-Flt - This XML message indicates the error response generated by Oracle FLEXCUBE when the processing of request to close a transaction tax fails due to any functional error.

6.2.8.10 ReopenSTTrnTax

This is the operation code for reopening a transaction tax in Oracle FLEXCUBE. It involves the following messages:

- ReopenSTTrnTax-Req - This is the request message to close a transaction tax in Oracle FLEXCUBE UBS. An external system which intends to reopen the transaction tax has to send the request in the specified format. The format of the message is called 'Input-only', which has only those fields that are actually required for reopening a transaction tax.

- ReopenSTTrnTax-Res-Full - This is the response message which will be sent back to the external system when a transaction tax is successfully reopened in Oracle FLEXCUBE UBS. The format of the message is called 'Full-screen response', will includes all the fields (input fields and the display fields) as in the corresponding Oracle FLEXCUBE screen.
- ReopenSTTrnTax-Res-PK - This is the response message which will be sent back to the external system when a transaction tax is successfully reopened in Oracle FLEXCUBE UBS. The format of the message is called 'Primary-Key response', which includes only the primary key fields of the transaction tax record in the Oracle FLEXCUBE data store.

Note: This response will be sent if the response Message Exchange Pattern in the Gateway External system maintenance is set as Primary Key.

- ReopenSTTrnTax-Flt - This XML message indicates the error response generated by Oracle FLEXCUBE when the processing of request to reopened a transaction tax fails due to any functional error.

6.2.8.11 CreateManStatChangInp

This is the operation code to change manual status for a customer account. It involves the following messages:

- CreateManStatChangInp-Req-Full - This is the request message to change manual status for an account. An external system which intends to change manual status has to send the request in the format specified. The format of the message is called 'Full-screen', which includes all the fields (input fields and the display fields) as in the corresponding Oracle FLEXCUBE front-end screen.
- CreateManStatChangInp-Req-IO - This is the request message to change manual status for an account. An external system which intends to change manual status for an account has to send the request in the format specified. The format of the message is called 'Input-only', which has only those fields that can be used to query.
- CreateManStatChangInp-Res-Full - This is the response message which is sent back to the external system when manual status is changed. The format of the message is called 'Full-screen response', which includes all the fields (input fields and the display fields) as in the corresponding Oracle FLEXCUBE screen.
- CreateManStatChangInp-Res-PK - This is the response message which is sent back to the external system when manual status is changed. The format of the message is called 'Primary-Key response', which includes only the primary key fields of the record in the Oracle FLEXCUBE data store.

6.2.8.12 CreateDCMaster

This is the operation code for creating a card in Oracle FLEXCUBE. It involves the following messages:

- CreateDCMaster -Req - This is the request message to create a card in Oracle FLEXCUBE UBS. An external system which intends to create a card has to send the request in the specified format. The format of the message is called 'Input-only', which has only those fields that are actually required for creating a card.
- CreateDCMaster -Res-Full - This is the response message which will be sent back to the external system when a card is successfully created in Oracle FLEXCUBE UBS. The format of the message is called 'Full-screen response', will includes all the fields (input fields and the display fields) as in the corresponding Oracle FLEXCUBE screen.
- CreateDCMaster -Res-PK - This is the response message which will be sent back to the external system when a card is successfully created in Oracle FLEXCUBE UBS. The format of the message is called 'Primary-Key response', which includes only the primary key fields of card record in the Oracle FLEXCUBE data store.

- **CreateDCMaster -Flt** - This XML message indicates the error response generated by Oracle FLEXCUBE when the processing of request to create a card fails due to any functional error.

6.2.8.13 **ModDCMaster**

This is the operation code to Modify card details. It involves the following messages:

- **ModifyDCMaster-Req-Full** - This is the request message to modify card details. An external system which intends to modify card details has to send the request in the format specified. The format of the message is called 'Full-screen', which includes all the fields (input fields and the display fields) as in the corresponding Oracle FLEXCUBE front-end screen.
- **ModifyDCMaster-Req-IO** - This is the request message to modify card details. An external system which intends to modify card details has to send the request in the format specified. The format of the message is called 'Input-only', which has only those fields that can be used to query.
- **ModifyDCMaster-Res-Full** - This is the response message which is sent back to the external system when card details are modified. The format of the message is called 'Full-screen response', which includes all the fields (input fields and the display fields) as in the corresponding Oracle FLEXCUBE screen.
- **ModifyDCMaster-Res-PK** - This is the response message which is sent back to the external system when card details are modified. The format of the message is called 'Primary-Key response', which includes only the primary key fields of the record in the Oracle FLEXCUBE data store.

6.2.8.14 **AuthDCMaster**

This is the operation code for authorizing card details in Oracle FLEXCUBE. It involves the following messages:

- **AuthDCMaster -Req** - This is the request message to authorize card details in Oracle FLEXCUBE UBS. An external system which intends to authorize card details has to send the request in the specified format. The format of the message is called 'Input-only', which has only those fields that are actually required for authorizing card details.
- **AuthDCMaster -Res-Full** - This is the response message which will be sent back to the external system when Card details are successfully authorized in Oracle FLEXCUBE UBS. The format of the message is called 'Full-screen response', will includes all the fields (input fields and the display fields) as in the corresponding Oracle FLEXCUBE screen.
- **AuthDCMaster -Res-PK** - This is the response message which will be sent back to the external system when Card details are successfully authorized in Oracle FLEXCUBE UBS. The format of the message is called 'Primary-Key response', which includes only the primary key fields of card details record in the Oracle FLEXCUBE data store.
- **AuthDCMaster -Flt** - This XML message indicates the error response generated by Oracle FLEXCUBE when the processing of request to authorize card details fails due to any functional error.

6.2.8.15 **CloseDCMaster**

This is the operation code to close card details. It involves the following messages:

- **CloseDCMaster-Req-Full** - This is the request message to close card details. An external system which intends to close card details has to send the request in the format specified. The format of the message is called 'Full-screen', which includes all the fields (input fields and the display fields) as in the corresponding Oracle FLEXCUBE front-end screen.

- CloseDCMaster-Req-IO - This is the request message to close card details. An external system which intends to close card details has to send the request in the format specified. The format of the message is called 'Input-only', which has only those fields that can be used to query.
- CloseDCMaster-Res-Full - This is the response message which is sent back to the external system when card details are closed. The format of the message is called 'Full-screen response', which includes all the fields (input fields and the display fields) as in the corresponding Oracle FLEXCUBE screen.
- CloseDCMaster-Res-PK - This is the response message which is sent back to the external system when card details are deleted. The format of the message is called 'Primary-Key response', which includes only the primary key fields of the record in the Oracle FLEXCUBE data store.

6.2.8.16 DeleteDCMaster

This is the operation code to delete card details. It involves the following messages:

- DeleteDCMaster-Req-Full - This is the request message to delete card details. An external system which intends to delete card details has to send the request in the format specified. The format of the message is called 'Full-screen', which includes all the fields (input fields and the display fields) as in the corresponding Oracle FLEXCUBE front-end screen.
- DeleteDCMaster-Req-IO - This is the request message to delete card details. An external system which intends to delete card details has to send the request in the format specified. The format of the message is called 'Input-only', which has only those fields that can be used to query.
- DeleteDCMaster-Res-Full - This is the response message which is sent back to the external system when card details are deleted. The format of the message is called 'Full-screen response', which includes all the fields (input fields and the display fields) as in the corresponding Oracle FLEXCUBE screen.
- DeleteDCMaster-Res-PK - This is the response message which is sent back to the external system when card details are deleted. The format of the message is called 'Primary-Key response', which includes only the primary key fields of the record in the Oracle FLEXCUBE data store.

6.2.8.17 QueryDCMaster

This is the operation code to query card details. It involves the following messages:

- QueryDCMaster-Req-Full - This is the request message to query a card details. An external system which intends to query card details has to send the request in the format specified. The format of the message is called 'Full-screen', which includes all the fields (input fields and the display fields) as in the corresponding Oracle FLEXCUBE front-end screen.
- QueryDCMaster-Req-IO - This is the request message to query card details. An external system which intends to query card details has to send the request in the format specified. The format of the message is called 'Input-only', which has only those fields that can be used to query.
- QueryDCMaster-Res-Full - This is the response message which is sent back to the external system when card details are queried. The format of the message is called 'Full-screen response', which includes all the fields (input fields and the display fields) as in the corresponding Oracle FLEXCUBE screen.
- QueryDCMaster-Res-PK - This is the response message which is sent back to the external system when card details are queried. The format of the message is called

'Primary-Key response', which includes only the primary key fields of the record in the Oracle FLEXCUBE data store.

6.2.8.18 **NewCExtService**

This is the operation code for creating an External Service in Oracle FLEXCUBE. It involves the following messages:

- CExtService-New-Req - This is the request message to create a new external service in Oracle FLEXCUBE UBS. An external system which intends to create a new external service has to send the request in the specified format. The format of the message is called 'Input-only', which has only those fields that are actually required for creating a new External service.
- CExtService-New-Res-Full - This is the response message which will be sent back to the external system when a new External service is successfully created in Oracle FLEXCUBE UBS. The format of the message is called 'Full-screen response', will include all the fields (input fields and the display fields) as in the corresponding Oracle FLEXCUBE screen.
- CExtService-New-Res-PK - This is the response message which will be sent back to the external system when a new External service is successfully created in Oracle FLEXCUBE UBS. The format of the message is called 'Primary-Key response', which includes only the primary key fields of a new External service record in the Oracle FLEXCUBE data store.
- CExtService-New-Flt - This XML message indicates the error response generated by Oracle FLEXCUBE when the processing of request to create a new External service fails due to any functional error.

6.2.8.19 **ModCExtService**

This is the operation code to Modify External service. It involves the following messages:

- ModifyCExtService-Req-Full - This is the request message to modify External service. An external system which intends to modify External service has to send the request in the format specified. The format of the message is called 'Full-screen', which includes all the fields (input fields and the display fields) as in the corresponding Oracle FLEXCUBE front-end screen.
- ModifyCExtService-Req-IO - This is the request message to modify External service. An external system which intends to modify External service has to send the request in the format specified. The format of the message is called 'Input-only', which has only those fields that can be used to query.
- ModifyCExtService-Res-Full - This is the response message which is sent back to the external system when External service is modified. The format of the message is called 'Full-screen response', which includes all the fields (input fields and the display fields) as in the corresponding Oracle FLEXCUBE screen.
- ModifyCExtService-Res-PK - This is the response message which is sent back to the external system when External service is modified. The format of the message is called 'Primary-Key response', which includes only the primary key fields of the record in the Oracle FLEXCUBE data store.

6.2.8.20 **AuthCExtService**

This is the operation code for authorizing an External Service in Oracle FLEXCUBE. It involves the following messages:

- CExtService-Auth-Req - This is the request message to authorize an External Service in Oracle FLEXCUBE UBS. An external system which intends to authorize an External Service has to send the request in the specified format. The format of the message is

called 'Input-only', which has only those fields that are actually required for authorizing an External Service.

- CExtService-Auth-Res-Full - This is the response message which will be sent back to the external system when an External Service is successfully authorized in Oracle FLEXCUBE UBS. The format of the message is called 'Full-screen response', which includes all the fields (input fields and the display fields) as in the corresponding Oracle FLEXCUBE screen.
- CExtService-Auth-Res-PK - This is the response message which will be sent back to the external system when an External Service is successfully authorized in Oracle FLEXCUBE UBS. The format of the message is called 'Primary-Key response', which includes only the primary key fields of an External Service record in the Oracle FLEXCUBE data store.
- CExtService-Auth-Flt - This XML message indicates the error response generated by Oracle FLEXCUBE when the processing of request to authorize an External Service fails due to any functional error.

6.2.8.21 CloseCExtService

This is the operation code to close an External Service. It involves the following messages:

- CloseCExtService-Req-Full - This is the request message to close an External Service. An external system which intends to close an External Service has to send the request in the format specified. The format of the message is called 'Full-screen', which includes all the fields (input fields and the display fields) as in the corresponding Oracle FLEXCUBE front-end screen.
- CloseCExtService-Req-IO - This is the request message to close an External Service. An external system which intends to close an External Service has to send the request in the format specified. The format of the message is called 'Input-only', which has only those fields that can be used to query.
- CloseCExtService-Res-Full - This is the response message which is sent back to the external system when an External Service is closed. The format of the message is called 'Full-screen response', which includes all the fields (input fields and the display fields) as in the corresponding Oracle FLEXCUBE screen.
- CloseCExtService-Res-PK - This is the response message which is sent back to the external system when an External Service is closed. The format of the message is called 'Primary-Key response', which includes only the primary key fields of the record in the Oracle FLEXCUBE data store.

6.2.8.22 DeleteCExtService

This is the operation code to delete an External Service. It involves the following messages:

- DeleteCExtService-Req-Full - This is the request message to delete an External Service. An external system which intends to delete an External Service has to send the request in the format specified. The format of the message is called 'Full-screen', which includes all the fields (input fields and the display fields) as in the corresponding Oracle FLEXCUBE front-end screen.
- DeleteCExtService-Req-IO - This is the request message to delete an External Service. An external system which intends to delete an External Service has to send the request in the format specified. The format of the message is called 'Input-only', which has only those fields that can be used to query.
- DeleteCExtService-Res-Full - This is the response message which is sent back to the external system when an External Service is deleted. The format of the message is called 'Full-screen response', which includes all the fields (input fields and the display fields) as in the corresponding Oracle FLEXCUBE screen.

- DeleteCExtService-Res-PK - This is the response message which is sent back to the external system when an External Service is deleted. The format of the message is called 'Primary-Key response', which includes only the primary key fields of the record in the Oracle FLEXCUBE data store.

6.2.8.23 QueryCExtService

This is the operation code to query an External Service. It involves the following messages:

- QueryCExtService-Req-Full - This is the request message to query an External Service. An external system which intends to query an External Service has to send the request in the format specified. The format of the message is called 'Full-screen', which includes all the fields (input fields and the display fields) as in the corresponding Oracle FLEXCUBE front-end screen.
- QueryCExtService-Req-IO - This is the request message to query an External Service. An external system which intends to query an External Service has to send the request in the format specified. The format of the message is called 'Input-only', which has only those fields that can be used to query.
- QueryCExtService-Res-Full - This is the response message which is sent back to the external system when an External Service is queried. The format of the message is called 'Full-screen response', which includes all the fields (input fields and the display fields) as in the corresponding Oracle FLEXCUBE screen.
- QueryCExtService-Res-PK - This is the response message which is sent back to the external system when an External Service is queried. The format of the message is called 'Primary-Key response', which includes only the primary key fields of the record in the Oracle FLEXCUBE data store.

6.2.8.24 NewCBrandMaint

This is the operation code for creating a brand in Oracle FLEXCUBE. It involves the following messages:

- NewCBrandMaintenance -Req - This is the request message to create a brand in Oracle FLEXCUBE UBS. An external system which intends to create a brand has to send the request in the specified format. The format of the message is called 'Input-only', which has only those fields that are actually required for creating a brand.
- NewCBrandMaintenance -Res-Full - This is the response message which will be sent back to the external system when a brand is successfully created in Oracle FLEXCUBE UBS. The format of the message is called 'Full-screen response', will includes all the fields (input fields and the display fields) as in the corresponding Oracle FLEXCUBE screen.
- NewCBrandMaintenance -Res-PK - This is the response message which will be sent back to the external system when a brand is successfully created in Oracle FLEXCUBE UBS. The format of the message is called 'Primary-Key response', which includes only the primary key fields of card record in the Oracle FLEXCUBE data store.
- NewCBrandMaintenance -Flt - This XML message indicates the error response generated by Oracle FLEXCUBE when the processing of request to create a brand fails due to any functional error.

6.2.8.25 ModCBrandMaint

This is the operation code to Modify brand details. It involves the following messages:

- ModifyCBrandMaintenance-Req-Full - This is the request message to modify brand details. An external system which intends to modify brand details has to send the request in the format specified. The format of the message is called 'Full-screen', which includes

all the fields (input fields and the display fields) as in the corresponding Oracle FLEXCUBE front-end screen.

- **ModifyCBrandMaintenance-Req-IO** - This is the request message to modify brand details. An external system which intends to modify brand details has to send the request in the format specified. The format of the message is called 'Input-only', which has only those fields that can be used to query.
- **ModifyCBrandMaintenance-Res-Full** - This is the response message which is sent back to the external system when brand details are modified. The format of the message is called 'Full-screen response', which includes all the fields (input fields and the display fields) as in the corresponding Oracle FLEXCUBE screen.
- **ModifyCBrandMaintenance-Res-PK** - This is the response message which is sent back to the external system when brand details are modified. The format of the message is called 'Primary-Key response', which includes only the primary key fields of the record in the Oracle FLEXCUBE data store.

6.2.8.26 AuthCBrandMaint

This is the operation code for authorizing brand details in Oracle FLEXCUBE. It involves the following messages:

- **AuthCBrandMaintenance -Req** - This is the request message to authorize brand details in Oracle FLEXCUBE UBS. An external system which intends to authorize brand details has to send the request in the specified format. The format of the message is called 'Input-only', which has only those fields that are actually required for authorizing brand details.
- **AuthCBrandMaintenance -Res-Full** - This is the response message which will be sent back to the external system when Brand details are successfully authorized in Oracle FLEXCUBE UBS. The format of the message is called 'Full-screen response', will include all the fields (input fields and the display fields) as in the corresponding Oracle FLEXCUBE screen.
- **AuthCBrandMaintenance -Res-PK** - This is the response message which will be sent back to the external system when Brand details are successfully authorized in Oracle FLEXCUBE UBS. The format of the message is called 'Primary-Key response', which includes only the primary key fields of brand details record in the Oracle FLEXCUBE data store.
- **AuthCBrandMaintenance -Flt** - This XML message indicates the error response generated by Oracle FLEXCUBE when the processing of request to authorize brand details fails due to any functional error.

6.2.8.27 CloseCBrandMaint

This is the operation code to close brand details. It involves the following messages:

- **CloseCBrandMaintenance-Req-Full** - This is the request message to close brand details. An external system which intends to close brand details has to send the request in the format specified. The format of the message is called 'Full-screen', which includes all the fields (input fields and the display fields) as in the corresponding Oracle FLEXCUBE front-end screen.
- **CloseCBrandMaintenance-Req-IO** - This is the request message to close brand details. An external system which intends to close brand details has to send the request in the format specified. The format of the message is called 'Input-only', which has only those fields that can be used to query.
- **CloseCBrandMaintenance-Res-Full** - This is the response message which is sent back to the external system when brand details are closed. The format of the message is called

'Full-screen response', which includes all the fields (input fields and the display fields) as in the corresponding Oracle FLEXCUBE screen.

- CloseCBrandMaintenance-Res-PK - This is the response message which is sent back to the external system when brand details are deleted. The format of the message is called 'Primary-Key response', which includes only the primary key fields of the record in the Oracle FLEXCUBE data store.

6.2.8.28 DeleteCBrandMaint

This is the operation code to delete brand details. It involves the following messages:

- DeleteCBrandMaintenance-Req-Full - This is the request message to delete brand details. An external system which intends to delete brand details has to send the request in the format specified. The format of the message is called 'Full-screen', which includes all the fields (input fields and the display fields) as in the corresponding Oracle FLEXCUBE front-end screen.
- DeleteCBrandMaintenance-Req-IO - This is the request message to delete brand details. An external system which intends to delete brand details has to send the request in the format specified. The format of the message is called 'Input-only', which has only those fields that can be used to query.
- DeleteCBrandMaintenance-Res-Full - This is the response message which is sent back to the external system when brand details are deleted. The format of the message is called 'Full-screen response', which includes all the fields (input fields and the display fields) as in the corresponding Oracle FLEXCUBE screen.
- DeleteCBrandMaintenance-Res-PK - This is the response message which is sent back to the external system when brand details are deleted. The format of the message is called 'Primary-Key response', which includes only the primary key fields of the record in the Oracle FLEXCUBE data store.

6.2.8.29 QueryCBrandMaint

This is the operation code to query brand details. It involves the following messages:

- QueryCBrandMaint-Req-Full - This is the request message to query a brand details. An external system which intends to query brand details has to send the request in the format specified. The format of the message is called 'Full-screen', which includes all the fields (input fields and the display fields) as in the corresponding Oracle FLEXCUBE front-end screen.
- QueryCBrandMaint-Req-IO - This is the request message to query brand details. An external system which intends to query brand details has to send the request in the format specified. The format of the message is called 'Input-only', which has only those fields that can be used to query.
- QueryCBrandMaint-Res-Full - This is the response message which is sent back to the external system when brand details are queried. The format of the message is called 'Full-screen response', which includes all the fields (input fields and the display fields) as in the corresponding Oracle FLEXCUBE screen.
- QueryCBrandMaint-Res-PK - This is the response message which is sent back to the external system when brand details are queried. The format of the message is called 'Primary-Key response', which includes only the primary key fields of the record in the Oracle FLEXCUBE data store.

6.2.8.30 QueryTrnCost

This is the operation code to query the transaction cost. It involves the following message:

- ST-QueryTransactionCostDisplay-Req-Full-MSG - This is the request message to query on transaction cost. An external system which intends to query the transaction cost has to send the request in the format specified. The format of the message is called 'Full-screen', which includes all the fields (input fields and the display fields) as in the corresponding Oracle FLEXCUBE front-end screen.
- ST-QueryTransactionCostDisplay-Res-Full-MSG - This is the response message which will be sent back to the external system when a transaction cost is successfully queried in Oracle FLEXCUBE UBS. The format of the message is called 'Full-screen response', which includes all the fields (input fields and the display fields) as in the corresponding Oracle FLEXCUBE screen.

6.2.8.31 **CreateCityCode**

This is the operation code for creating city code maintenance in Oracle FLEXCUBE. It involves the following messages:

- CreateCityCode-Req - This is the request message to create city code maintenance in Oracle FLEXCUBE UBS. An external system which intends to create city code maintenance has to send the request in the specified format. The format of the message is called 'Input-only', which has only those fields that are actually required for creating Embargo maintenance.
- CreateCityCode-Res-Full - This is the response message which will be sent back to the external system when city code maintenance is successfully created in Oracle FLEXCUBE UBS. The format of the message is called 'Full-screen response', will includes all the fields (input fields and the display fields) as in the corresponding Oracle FLEXCUBE screen.
- CreateCityCode-Res-PK - This is the response message which will be sent back to the external system when city code maintenance is successfully created in Oracle FLEXCUBE UBS. The format of the message is called 'Primary-Key response', which includes only the primary key fields of an city code maintenance record in the Oracle FLEXCUBE data store.

Note: This response will be sent if the response Message Exchange Pattern in the Gateway External system maintenance is set as Primary Key.

- CreateCityCode-Flt - This XML message indicates the error response generated by Oracle FLEXCUBE when the processing of request to create city code maintenance fails due to any functional error.

6.2.8.32 **ModifyCityCode**

This is the operation code for modifying city code maintenance in Oracle FLEXCUBE. It involves the following messages:

- ModifyCityCode-Req - This is the request message to modify city code maintenance in Oracle FLEXCUBE UBS. An external system which intends to city code maintenance has to send the request in the specified format. The format of the message is called 'Input-only', which has only those fields that are actually required for modifying Embargo maintenance.
- ModifyCityCode-Res-Full - This is the response message which will be sent back to the external system when city code maintenance is successfully modified in Oracle FLEXCUBE UBS. The format of the message is called 'Full-screen response', will includes all the fields (input fields and the display fields) as in the corresponding Oracle FLEXCUBE screen.
- ModifyCityCode-Res-PK - This is the response message which will be sent back to the external system when city code maintenance is successfully modified in Oracle FLEXCUBE UBS. The format of the message is called 'Primary-Key response', which

includes only the primary key fields of city code maintenance record in the Oracle FLEXCUBE data store.

Note: This response will be sent if the response Message Exchange Pattern in the Gateway External system maintenance is set as Primary Key.

- **ModifyCityCode-Flt** - This XML message indicates the error response generated by Oracle FLEXCUBE when the processing of request to modify city code maintenance fails due to any functional error.

6.2.8.33 **CloseCityCode**

This is the operation code for closing city code maintenance in Oracle FLEXCUBE. It involves the following messages:

- **CloseCityCode-Req** - This is the request message to close city code maintenance in Oracle FLEXCUBE UBS. An external system which intends to city code maintenance has to send the request in the specified format. The format of the message is called 'Input-only', which has only those fields that are actually required for closing Embargo maintenance.
- **CloseCityCode-Res-Full** - This is the response message which will be sent back to the external system when city code maintenance is successfully modified in Oracle FLEXCUBE UBS. The format of the message is called 'Full-screen response', will includes all the fields (input fields and the display fields) as in the corresponding Oracle FLEXCUBE screen.
- **CloseCityCode-Res-PK** - This is the response message which will be sent back to the external system when city code maintenance is successfully modified in Oracle FLEXCUBE UBS. The format of the message is called 'Primary-Key response', which includes only the primary key fields of city code maintenance record in the Oracle FLEXCUBE data store.

Note: This response will be sent if the response Message Exchange Pattern in the Gateway External system maintenance is set as Primary Key.

- **CloseCityCode-Flt** - This XML message indicates the error response generated by Oracle FLEXCUBE when the processing of request to close city code maintenance fails due to any functional error.

6.2.8.34 **QueryCityCode**

This is the operation code for querying city code maintenance in Oracle FLEXCUBE. It involves the following messages:

- **QueryCityCode-Req** - This is the request message to query city code maintenance in Oracle FLEXCUBE UBS. An external system which intends to city code maintenance has to send the request in the specified format. The format of the message is called 'Input-only', which has only those fields that are actually required for querying Embargo maintenance.
- **QueryCityCode-Res-Full** - This is the response message which will be sent back to the external system when city code maintenance is successfully modified in Oracle FLEXCUBE UBS. The format of the message is called 'Full-screen response', will includes all the fields (input fields and the display fields) as in the corresponding Oracle FLEXCUBE screen.
- **QueryCityCode-Res-PK** - This is the response message which will be sent back to the external system when city code maintenance is successfully modified in Oracle FLEXCUBE UBS. The format of the message is called 'Primary-Key response', which includes only the primary key fields of city code maintenance record in the Oracle FLEXCUBE data store.

Note: This response will be sent if the response Message Exchange Pattern in the Gateway External system maintenance is set as Primary Key.

- QueryCityCode-Flt - This XML message indicates the error response generated by Oracle FLEXCUBE when the processing of request to query city code maintenance fails due to any functional error.

6.2.8.35 ReopenCityCode

This is the operation code for Reopening city code maintenance in Oracle FLEXCUBE. It involves the following messages:

- ReopenCityCode-Req - This is the request message to reopen city code maintenance in Oracle FLEXCUBE UBS. An external system which intends to city code maintenance has to send the request in the specified format. The format of the message is called 'Input-only', which has only those fields that are actually required for reopening Embargo maintenance.
- ReopenCityCode-Res-Full - This is the response message which will be sent back to the external system when city code maintenance is successfully modified in Oracle FLEXCUBE UBS. The format of the message is called 'Full-screen response', will includes all the fields (input fields and the display fields) as in the corresponding Oracle FLEXCUBE screen.
- ReopenCityCode-Res-PK - This is the response message which will be sent back to the external system when city code maintenance is successfully modified in Oracle FLEXCUBE UBS. The format of the message is called 'Primary-Key response', which includes only the primary key fields of city code maintenance record in the Oracle FLEXCUBE data store.

Note: This response will be sent if the response Message Exchange Pattern in the Gateway External system maintenance is set as Primary Key.

- ReopenCityCode-Flt - This XML message indicates the error response generated by Oracle FLEXCUBE when the processing of request to reopen city code maintenance fails due to any functional error.

6.2.8.36 NewPassbookLog

NewPassbookLog-Req-Full-MSG.- This is the request message sent by the external system for creation of a new passbook log. An external system which intends to create a new passbook log has to send the request in the format specified. The format of the message is called 'Full-screen', which includes all the fields (input fields and the display fields) as in the corresponding Oracle FLEXCUBE screen.

6.2.8.37 AuthPassbookLog

AuthPassbookLog-Req-Full-MSG - This is the request message sent by the external system for authorization of a passbook log. An external system which intends to authorize a passbook log has to send the request in the format specified. The format of the message is called 'Full-screen', which includes all the fields (input fields and the display fields) as in the corresponding Oracle FLEXCUBE screen.

6.2.8.38 DeletePassbookLog

DeletePassbookLog-Req-Full-MSG - This is the request message sent by the external system for deletion of a passbook log. An external system which intends to delete a passbook log has to send the request in the format specified. The format of the message is called 'Full-screen', which includes all the fields (input fields and the display fields) as in the corresponding Oracle FLEXCUBE screen.

6.2.8.39 CreateCustCatMaint

This operation creates a Customer Category Maintenance in Oracle FLEXCUBE. An external system which intends to create a customer category has to send the request in the format specified.

6.2.8.40 ModifyCustCatMaint

This operation modifies a Customer Category Maintenance in Oracle FLEXCUBE. An external system which intends to modify a customer category has to send the request in the format specified.

6.2.8.41 QueryCustCatMaint

This operation queries a Customer Category Maintenance in Oracle FLEXCUBE. An external system which intends to query a customer category has to send the request in the format specified.

6.2.9 FCUBSPARQRYService

All the operations that are exposed as part of the Integrated parity services are logically grouped under a service called 'FCUBSPARQRYService'. Oracle FLEXCUBE supports the following operations under this service:

- QueryParityMismatch - Message to query the parity mismatch

6.2.10 FCUBSTDService

All the operations that can be performed on a Term Deposit account are logically grouped under a service called 'FCUBSTDService'. Oracle FLEXCUBE supports the following operations under this service:

- ModifyTDAcc
- CreateTDAcc
- QueryTDAcc
- QueryTDEndorHist
- CreateFraction
- AuthorizeFraction
- ModifyFraction
- QueryFraction
- DeleteFraction
- CreatePrepmntReq
- ModifyPrepmntReq
- QueryPrepmntReq
- SavePrePmntReq
- TDRedemSave
- QueryTDPrintcert
- Create TDpayin
- Reverse TDPayin
- Authorize TDAcc
- CloseTDAcc

- DeleteTDAcc

6.2.10.1 ModifyTDAcc

This is the operation code for modifying a Term Deposit account in Oracle FLEXCUBE. It involves the following messages:

- TD-Account-Modify-Req - This is the request message to modify a Term Deposit (TD) account in Oracle FLEXCUBE UBS. An external system which intends to modify the TD has to send the request in the specified format. The format of the message is called 'Input-only', which has only those fields that are actually required for modifying a TD.
- TD-Account-Modify-Res-Full - This is the response message which will be sent back to the external system when a Term Deposit (TD) account is successfully modified in Oracle FLEXCUBE UBS. The format of the message is called 'Full-screen response', will includes all the fields (input fields and the display fields) as in the corresponding Oracle FLEXCUBE screen.
- TD-Account-Modify-Res-PK - This is the response message which will be sent back to the external system when a Term Deposit (TD) is successfully modified in Oracle FLEXCUBE UBS. The format of the message is called 'Primary-Key response', which includes only the primary key fields of the TD record in the Oracle FLEXCUBE data store.

Note: This response will be sent if the response Message Exchange Pattern in the Gateway External system maintenance is set as Primary Key.

- TD-Rollover-Modify-Flt - This XML message indicates the error response generated by Oracle FLEXCUBE when the processing of request to modify a Term Deposit fails due to any functional error.

6.2.10.2 Create TDAcc

This is the operation code for creating a Term Deposit account in Oracle FLEXCUBE. It involves the following messages:

- TD-Account-Create-Req - This is the request message to create a Term Deposit (TD) account in Oracle FLEXCUBE UBS. An external system which intends to create the TD has to send the request in the specified format. The format of the message is called 'Input-only', which has only those fields that are actually required for creating a TD.
- TD-Account- Create-Res-Full - This is the response message which will be sent back to the external system when a Term Deposit (TD) account is successfully created in Oracle FLEXCUBE UBS. The format of the message is called 'Full-screen response', will includes all the fields (input fields and the display fields) as in the corresponding Oracle FLEXCUBE screen.
- TD-Account- Create-Res-PK - This is the response message which will be sent back to the external system when a Term Deposit (TD) is successfully created in Oracle FLEXCUBE UBS. The format of the message is called 'Primary-Key response', which includes only the primary key fields of the TD record in the Oracle FLEXCUBE data store.

Note: This response will be sent if the response Message Exchange Pattern in the Gateway External system maintenance is set as Primary Key.

- TD-Rollover- Create-Flt - This XML message indicates the error response generated by Oracle FLEXCUBE when the processing of request to create a Term Deposit fails due to any functional error.

6.2.10.3 QueryTDAcc

This is the operation code for querying a Term Deposit account in Oracle FLEXCUBE. It involves the following messages:

- TD-Account-Query-Req - This is the request message to query a Term Deposit (TD) account in Oracle FLEXCUBE UBS. An external system which intends to modify the TD has to send the request in the specified format. The format of the message is called 'Input-only', which has only those fields that are actually required for modifying a TD.
- TD-Account- Query-Res-Full - This is the response message which will be sent back to the external system when a Term Deposit (TD) account is successfully modified in Oracle FLEXCUBE UBS. The format of the message is called 'Full-screen response', will includes all the fields (input fields and the display fields) as in the corresponding Oracle FLEXCUBE screen.
- TD-Account- Query-Res-PK - This is the response message which will be sent back to the external system when a Term Deposit (TD) is successfully queried in Oracle FLEXCUBE UBS. The format of the message is called 'Primary-Key response', which includes only the primary key fields of the TD record in the Oracle FLEXCUBE data store.

Note: This response will be sent if the response Message Exchange Pattern in the Gateway External system maintenance is set as Primary Key.
- TD-Account- Query-Flt - This XML message indicates the error response generated by Oracle FLEXCUBE when the processing of request to query a Term Deposit fails due to any functional error.

6.2.10.4 QueryTDEndorHist

This is the operation code for querying the endorsement history details.

6.2.10.5 CreateFraction

This is the operation code for creating a fraction through gateway.

6.2.10.6 Authorize Fraction

This is the operation code for authorizing a fraction through gateway. The fraction created can be authorized using this service.

6.2.10.7 Modify Fraction

This is the operation code for modification of fraction through gateway. Only unconfirmed fractions can be reopened and modified.

6.2.10.8 Query Fraction

This is the operation code for querying a Fraction account in Oracle FLEXCUBE. The fraction created can be queried through this operation

6.2.10.9 Delete Fraction

This is the operation code for deleting a Fraction account in Oracle FLEXCUBE before authorizing.

6.2.10.10 Create Prepmnt Req

This is the operation code for creating a prepayment request in Oracle FLEXCUBE

6.2.10.11 Modify Prepmnt Req

This is the operation code for modification of prepayment request in Oracle FLEXCUBE.

6.2.10.12 Query Prepmnt Req

This is the operation code for query of prepayment request in Oracle FLEXCUBE.

6.2.10.13 TDRedemSave

This is the operation code for saving of redemption/preclosure in Oracle FLEXCUBE.

6.2.10.14 QueryTDPrint Cert

This is the operation code for printing of TD certificate in Oracle FLEXCUBE. The custody status of TD account gets changed every time the Td certificate is printed.

6.2.10.15 Create TDpayin

This is the operation code for creation of pay in to TD account in Oracle FLEXCUBE..The combination of payin modes like Account, GI, internal instrument, internal cheque and cheque can be used .However the Cheque payin can't be combined with any other modes.

6.2.10.16 Reverse TDPayin

This is the operation code for reversal of pay in made to TD account in Oracle FLEXCUBE..The reversal of pay in is supported through payin modes like Account, GL, internal cheque; internal instruments. But the reversal of pay in through cheque is not supported.

6.2.10.17 Authorize TDAcc

This operation is for authorizing the TD account .The request is sent from the external system to authorize the TD account.

6.2.10.18 Close TDAcc

This operation is for closing the TD account .The request is sent from the external system to close the TD account. This request is possible only on the same day of booking a TD.

6.2.10.19 Delete TDAcc

This operation is for deleting the TD account .The request is sent from the external system to delete the TD account. This request is possible only for unauthorized TD's.

6.2.11 FCUBSPCService

All the operations that can be performed on collections, payments and collection beneficiary are logically grouped under a service called 'FCUBSUPService'. Oracle FLEXCUBE supports the following operations under this service:

- CreatePCBeneficiary
- ModifyPCBeneficiary
- ClosePCBeneficiary
- ReopenPCBeneficiary
- BeneficiaryMaintenanceNew
- BeneficiaryMaintenanceMod
- BeneficiaryMaintenanceCIs
- BeneficiaryMaintenanceRpn
- BeneficiaryMaintenanceExq
- CreatePmtAgreement

- ModifyPmtAgreement
- ClosePmtAgreement
- ReopenPmtAgreement
- QueryPmtAgreement
- AmendPmtMode
- QueryPmtMode
- PmtAuthorize
- AmendPmtExt
- QueryPmtExt
- PmtExtAuthorize
- ModifyFunding
- AuthorizeFunding
- DeleteFunding
- QueryFunding

6.2.11.1 CreatePCBeneficiary

This is the operation code to create a payment and collection beneficiary. It involves the following messages:

- CreatePCBeneficiary -Req-Full-MSG - This is the request message to create a payment and collection beneficiary. An external system which intends to create a payment and collection beneficiary has to send the request in the format specified. The format of the message is called 'Full-screen', which includes all the fields (input fields and the display fields) as in the corresponding Oracle FLEXCUBE front-end screen.
- CreatePCBeneficiary -Req-IO-MSG - This is the request message to create a payment and collection beneficiary. An external system which intends to create a payment and collection beneficiary has to send the request in the format specified. The format of the message is called 'Input-only', which has only those fields that can be used to query.
- CreatePCBeneficiary -Res-Full-MSG - This is the response message which is sent back to the external system when a payment and collection beneficiary is done. The format of the message is called 'Full-screen response', which includes all the fields (input fields and the display fields) as in the corresponding Oracle FLEXCUBE screen.
- CreatePCBeneficiary -Res-PK-MSG - This is the response message which is sent back to the external system when a payment and collection beneficiary is done. The format of the message is called 'Primary-Key response', which includes only the primary key fields in the Oracle FLEXCUBE data store.

6.2.11.2 ModifyPCBeneficiary

This is the operation code to modify a payment and collection beneficiary. It involves the following messages:

- ModifyPCBeneficiary -Req-Full-MSG - This is the request message to modify a payment and collection beneficiary. An external system which intends to modify a payment and collection beneficiary has to send the request in the format specified. The format of the message is called 'Full-screen', which includes all the fields (input fields and the display fields) as in the corresponding Oracle FLEXCUBE front-end screen.
- ModifyPCBeneficiary -Req-IO-MSG - This is the request message to modify a payment and collection beneficiary. An external system which intends to modify a payment and

collection beneficiary has to send the request in the format specified. The format of the message is called 'Input-only', which has only those fields that can be used to query.

- **ModifyPCBeneficiary -Res-Full-MSG** - This is the response message which is sent back to the external system when a payment and collection beneficiary is done. The format of the message is called 'Full-screen response', which includes all the fields (input fields and the display fields) as in the corresponding Oracle FLEXCUBE screen.
- **ModifyPCBeneficiary -Res-PK-MSG** - This is the response message which is sent back to the external system when a payment and collection beneficiary is done. The format of the message is called 'Primary-Key response', which includes only the primary key fields in the Oracle FLEXCUBE data store.

6.2.11.3 ClosePCBeneficiary

This is the operation code to close a payment and collection beneficiary. It involves the following messages:

- **ClosePCBeneficiary -Req-Full-MSG** - This is the request message to close a payment and collection beneficiary. An external system which intends to close a payment and collection beneficiary has to send the request in the format specified. The format of the message is called 'Full-screen', which includes all the fields (input fields and the display fields) as in the corresponding Oracle FLEXCUBE front-end screen.
- **ClosePCBeneficiary -Req-IO-MSG** - This is the request message to close a payment and collection beneficiary. An external system which intends to close a payment and collection beneficiary has to send the request in the format specified. The format of the message is called 'Input-only', which has only those fields that can be used to query.
- **ClosePCBeneficiary -Res-Full-MSG** - This is the response message which is sent back to the external system when a payment and collection beneficiary is done. The format of the message is called 'Full-screen response', which includes all the fields (input fields and the display fields) as in the corresponding Oracle FLEXCUBE screen.
- **ClosePCBeneficiary -Res-PK-MSG** - This is the response message which is sent back to the external system when a payment and collection beneficiary is done. The format of the message is called 'Primary-Key response', which includes only the primary key fields in the Oracle FLEXCUBE data store.

6.2.11.4 ReopenPCBeneficiary

This is the operation code to reopen a payment and collection beneficiary. It involves the following messages:

- **ReopenPCBeneficiary -Req-Full-MSG** - This is the request message to reopen a payment and collection beneficiary. An external system which intends to reopen a payment and collection beneficiary has to send the request in the format specified. The format of the message is called 'Full-screen', which includes all the fields (input fields and the display fields) as in the corresponding Oracle FLEXCUBE front-end screen.
- **ReopenPCBeneficiary -Req-IO-MSG** - This is the request message to reopen a payment and collection beneficiary. An external system which intends to reopen a payment and collection beneficiary has to send the request in the format specified. The format of the message is called 'Input-only', which has only those fields that can be used to query.
- **ReopenPCBeneficiary -Res-Full-MSG** - This is the response message which is sent back to the external system when a payment and collection beneficiary is done. The format of the message is called 'Full-screen response', which includes all the fields (input fields and the display fields) as in the corresponding Oracle FLEXCUBE screen.
- **ReopenPCBeneficiary -Res-PK-MSG** - This is the response message which is sent back to the external system when a payment and collection beneficiary is done. The format of

the message is called 'Primary-Key response', which includes only the primary key fields in the Oracle FLEXCUBE data store.

6.2.11.5 BeneficiaryMaintenanceNew

This is the operation code for creating a beneficiary in Oracle FLEXCUBE. It involves the following messages:

- NewBeneficiaryMaintenance -Req - This is the request message to create a beneficiary in Oracle FLEXCUBE UBS. An external system which intends to create a beneficiary has to send the request in the specified format. The format of the message is called 'Input-only', which has only those fields that are actually required for creating a beneficiary.
- NewBeneficiaryMaintenance -Res-Full - This is the response message which will be sent back to the external system when a beneficiary is successfully created in Oracle FLEXCUBE UBS. The format of the message is called 'Full-screen response', will include all the fields (input fields and the display fields) as in the corresponding Oracle FLEXCUBE screen.
- NewBeneficiaryMaintenance -Res-PK - This is the response message which will be sent back to the external system when a beneficiary is successfully created in Oracle FLEXCUBE UBS. The format of the message is called 'Primary-Key response', which includes only the primary key fields of card record in the Oracle FLEXCUBE data store.
- NewBeneficiaryMaintenance -Flt - This XML message indicates the error response generated by Oracle FLEXCUBE when the processing of request to create a beneficiary fails due to any functional error.

6.2.11.6 BeneficiaryMaintenanceMod

This is the operation code to Modify beneficiary details. It involves the following messages:

- ModifyBeneficiaryMaintenance-Req-Full - This is the request message to modify beneficiary details. An external system which intends to modify beneficiary details has to send the request in the format specified. The format of the message is called 'Full-screen', which includes all the fields (input fields and the display fields) as in the corresponding Oracle FLEXCUBE front-end screen.
- ModifyBeneficiaryMaintenance-Req-IO - This is the request message to modify beneficiary details. An external system which intends to modify beneficiary details has to send the request in the format specified. The format of the message is called 'Input-only', which has only those fields that can be used to query.
- ModifyBeneficiaryMaintenance-Res-Full - This is the response message which is sent back to the external system when beneficiary details are modified. The format of the message is called 'Full-screen response', which includes all the fields (input fields and the display fields) as in the corresponding Oracle FLEXCUBE screen.
- ModifyBeneficiaryMaintenance-Res-PK - This is the response message which is sent back to the external system when beneficiary details are modified. The format of the message is called 'Primary-Key response', which includes only the primary key fields of the record in the Oracle FLEXCUBE data store.

6.2.11.7 BeneficiaryMaintenanceCls

This is the operation code to close beneficiary details. It involves the following messages:

- CloseBeneficiaryMaintenance-Req-Full - This is the request message to close beneficiary details. An external system which intends to close beneficiary details has to send the request in the format specified. The format of the message is called 'Full-screen', which includes all the fields (input fields and the display fields) as in the corresponding Oracle FLEXCUBE front-end screen.

- CloseBeneficiaryMaintenance-Req-IO - This is the request message to close beneficiary details. An external system which intends to close beneficiary details has to send the request in the format specified. The format of the message is called 'Input-only', which has only those fields that can be used to query.
- CloseBeneficiaryMaintenance-Res-Full - This is the response message which is sent back to the external system when beneficiary details are closed. The format of the message is called 'Full-screen response', which includes all the fields (input fields and the display fields) as in the corresponding Oracle FLEXCUBE screen.
- CloseBeneficiaryMaintenance-Res-PK - This is the response message which is sent back to the external system when beneficiary details are closed. The format of the message is called 'Primary-Key response', which includes only the primary key fields of the record in the Oracle FLEXCUBE data store.

6.2.11.8 BeneficiaryMaintenanceRpn

This is the operation code to close beneficiary details. It involves the following messages:

- ReopenBeneficiaryMaintenance-Req-Full - This is the request message to reopen beneficiary details. An external system which intends to reopen beneficiary details has to send the request in the format specified. The format of the message is called 'Full-screen', which includes all the fields (input fields and the display fields) as in the corresponding Oracle FLEXCUBE front-end screen.
- ReopenBeneficiaryMaintenance-Req-IO - This is the request message to reopen beneficiary details. An external system which intends to reopen beneficiary details has to send the request in the format specified. The format of the message is called 'Input-only', which has only those fields that can be used to query.
- ReopenBeneficiaryMaintenance-Res-Full - This is the response message which is sent back to the external system when beneficiary details are reopened. The format of the message is called 'Full-screen response', which includes all the fields (input fields and the display fields) as in the corresponding Oracle FLEXCUBE screen.
- ReopenBeneficiaryMaintenance-Res-PK - This is the response message which is sent back to the external system when beneficiary details are reopened. The format of the message is called 'Primary-Key response', which includes only the primary key fields of the record in the Oracle FLEXCUBE data store.

6.2.11.9 BeneficiaryMaintenanceExq

This is the operation code to query beneficiary details. It involves the following messages:

- QueryBeneficiaryMaint-Req-Full - This is the request message to query a beneficiary details. An external system which intends to query beneficiary details has to send the request in the format specified. The format of the message is called 'Full-screen', which includes all the fields (input fields and the display fields) as in the corresponding Oracle FLEXCUBE front-end screen.
- QueryBeneficiaryMaint-Req-IO - This is the request message to query beneficiary details. An external system which intends to query beneficiary details has to send the request in the format specified. The format of the message is called 'Input-only', which has only those fields that can be used to query.
- QueryBeneficiaryMaint-Res-Full - This is the response message which is sent back to the external system when beneficiary details are queried. The format of the message is called 'Full-screen response', which includes all the fields (input fields and the display fields) as in the corresponding Oracle FLEXCUBE screen.
- QueryBeneficiaryMaint-Res-PK - This is the response message which is sent back to the external system when beneficiary details are queried. The format of the message is

called 'Primary-Key response', which includes only the primary key fields of the record in the Oracle FLEXCUBE data store.

6.2.11.10 CreatePmtAgreement

This is the operation code to create a payment agreement. It involves the following messages:

- CreatePmtAgreement -Req-Full-MSG - This is the request message to create a payment and collection agreement. An external system which intends to create a payment agreement has to send the request in the format specified. The format of the message is called 'Full-screen', which includes all the fields (input fields and the display fields) as in the corresponding Oracle FLEXCUBE front-end screen.
- CreatePmtAgreement -Req-IO-MSG - This is the request message to create a payment agreement. An external system which intends to create a payment agreement has to send the request in the format specified. The format of the message is called 'Input-only', which has only those fields that can be used to query.
- CreatePmtAgreement -Res-Full-MSG - This is the response message which is sent back to the external system when a payment agreement is done. The format of the message is called 'Full-screen response', which includes all the fields (input fields and the display fields) as in the corresponding Oracle FLEXCUBE screen.
- CreatePmtAgreement -Res-PK-MSG - This is the response message which is sent back to the external system when a payment agreement is done. The format of the message is called 'Primary-Key response', which includes only the primary key fields in the Oracle FLEXCUBE data store.

6.2.11.11 ModifyPmtAgreement

This is the operation code to modify a payment agreement. It involves the following messages:

- ModifyPmtAgreement -Req-Full-MSG - This is the request message to modify a payment agreement. An external system which intends to modify a payment agreement has to send the request in the format specified. The format of the message is called 'Full-screen', which includes all the fields (input fields and the display fields) as in the corresponding Oracle FLEXCUBE front-end screen.
- ModifyPmtAgreement -Req-IO-MSG - This is the request message to modify a payment agreement. An external system which intends to modify a payment agreement has to send the request in the format specified. The format of the message is called 'Input-only', which has only those fields that can be used to query.
- ModifyPmtAgreement -Res-Full-MSG - This is the response message which is sent back to the external system when a payment agreement is done. The format of the message is called 'Full-screen response', which includes all the fields (input fields and the display fields) as in the corresponding Oracle FLEXCUBE screen.
- ModifyPmtAgreement -Res-PK-MSG - This is the response message which is sent back to the external system when a payment agreement is done. The format of the message is called 'Primary-Key response', which includes only the primary key fields in the Oracle FLEXCUBE data store.

6.2.11.12 ClosePmtAgreement

This is the operation code to close a payment agreement. It involves the following messages:

- ClosePmtAgreement -Req-Full-MSG - This is the request message to close a payment agreement. An external system which intends to close a payment agreement has to send the request in the format specified. The format of the message is called 'Full-screen', which includes all the fields (input fields and the display fields) as in the corresponding Oracle FLEXCUBE front-end screen.

- ClosePmtAgreement -Req-IO-MSG - This is the request message to close a payment agreement. An external system which intends to close a payment agreement has to send the request in the format specified. The format of the message is called 'Input-only', which has only those fields that can be used to query.
- ClosePmtAgreement -Res-Full-MSG - This is the response message which is sent back to the external system when a payment agreement is done. The format of the message is called 'Full-screen response', which includes all the fields (input fields and the display fields) as in the corresponding Oracle FLEXCUBE screen.
- ClosePmtAgreement -Res-PK-MSG - This is the response message which is sent back to the external system when a payment agreement is done. The format of the message is called 'Primary-Key response', which includes only the primary key fields in the Oracle FLEXCUBE data store.

6.2.11.13 ReopenPmtAgreement

This is the operation code to reopen a payment agreement. It involves the following messages:

- ReopenPmtAgreement -Req-Full-MSG - This is the request message to reopen a payment agreement. An external system which intends to reopen a payment agreement has to send the request in the format specified. The format of the message is called 'Full-screen', which includes all the fields (input fields and the display fields) as in the corresponding Oracle FLEXCUBE front-end screen.
- ReopenPmtAgreement -Req-IO-MSG - This is the request message to reopen a payment agreement. An external system which intends to reopen a payment agreement has to send the request in the format specified. The format of the message is called 'Input-only', which has only those fields that can be used to query.
- ReopenPmtAgreement -Res-Full-MSG - This is the response message which is sent back to the external system when a payment agreement is done. The format of the message is called 'Full-screen response', which includes all the fields (input fields and the display fields) as in the corresponding Oracle FLEXCUBE screen.
- ReopenPmtAgreement -Res-PK-MSG - This is the response message which is sent back to the external system when a payment agreement is done. The format of the message is called 'Primary-Key response', which includes only the primary key fields in the Oracle FLEXCUBE data store.

6.2.11.14 QueryPmtAgreement

This is the operation code to query a payment agreement. It involves the following messages:

- QueryPmtAgreement -Req-Full-MSG - This is the request message to query a payment agreement. An external system which intends to query a payment agreement has to send the request in the format specified. The format of the message is called 'Full-screen', which includes all the fields (input fields and the display fields) as in the corresponding Oracle FLEXCUBE front-end screen.
- QueryPmtAgreement -Req-IO-MSG - This is the request message to query a payment agreement. An external system which intends to query a payment agreement has to send the request in the format specified. The format of the message is called 'Input-only', which has only those fields that can be used to query.
- QueryPmtAgreement -Res-Full-MSG - This is the response message which is sent back to the external system when a payment agreement is done. The format of the message is called 'Full-screen response', which includes all the fields (input fields and the display fields) as in the corresponding Oracle FLEXCUBE screen.
- QueryPmtAgreement -Res-PK-MSG - This is the response message which is sent back to the external system when a payment agreement is done. The format of the message is

called 'Primary-Key response', which includes only the primary key fields in the Oracle FLEXCUBE data store.

6.2.11.15 **AmendPmtMode**

This is the operation code to amend a payment mode. It involves the following messages:

- AmendPmtMode -Req-Full-MSG - This is the request message to amend a payment mode. An external system which intends to amend a payment mode has to send the request in the format specified. The format of the message is called 'Full-screen', which includes all the fields (input fields and the display fields) as in the corresponding Oracle FLEXCUBE front-end screen.
- AmendPmtMode -Req-IO-MSG - This is the request message to amend a payment mode. An external system which intends to amend a payment mode has to send the request in the format specified. The format of the message is called 'Input-only', which has only those fields that can be used to amend.
- AmendPmtMode -Res-Full-MSG - This is the response message which is sent back to the external system when a payment mode is amended. The format of the message is called 'Full-screen response', which includes all the fields (input fields and the display fields) as in the corresponding Oracle FLEXCUBE screen.
- AmendPmtMode -Res-PK-MSG - This is the response message which is sent back to the external system when a payment mode is amended. The format of the message is called 'Primary-Key response', which includes only the primary key fields in the Oracle FLEXCUBE data store.

6.2.11.16 **QueryPmtMode**

This is the operation code to query a payment mode. It involves the following messages:

- QueryPmtMode -Req-Full-MSG - This is the request message to query a payment mode. An external system which intends to query a payment mode has to send the request in the format specified. The format of the message is called 'Full-screen', which includes all the fields (input fields and the display fields) as in the corresponding Oracle FLEXCUBE front-end screen.
- QueryPmtMode -Req-IO-MSG - This is the request message to query a payment mode. An external system which intends to query a payment mode has to send the request in the format specified. The format of the message is called 'Input-only', which has only those fields that can be used to query.
- QueryPmtMode -Res-Full-MSG - This is the response message which is sent back to the external system when a payment mode is queried. The format of the message is called 'Full-screen response', which includes all the fields (input fields and the display fields) as in the corresponding Oracle FLEXCUBE screen.
- QueryPmtMode -Res-PK-MSG - This is the response message which is sent back to the external system when a payment mode is queried. The format of the message is called 'Primary-Key response', which includes only the primary key fields in the Oracle FLEXCUBE data store.

6.2.11.17 **PmtAuthorize**

This is the operation code to authorize a payment . It involves the following messages:

- AuthorizePmt -Req-Full-MSG - This is the request message to authorize a payment .An external system which intends to authorize a payment has to send the request in the format specified. The format of the message is called 'Full-screen', which includes all the fields (input fields and the display fields) as in the corresponding Oracle FLEXCUBE front-end screen.

- AuthorizePmt -Req-IO-MSG - This is the request message to authorize a payment .An external system which intends to authorize a payment has to send the request in the format specified. The format of the message is called 'Input-only', which has only those fields that can be used to authorize.
- AuthorizePmt -Res-Full-MSG - This is the response message which is sent back to the external system when a payment is authorized. The format of the message is called 'Full-screen response', which includes all the fields (input fields and the display fields) as in the corresponding Oracle FLEXCUBE screen.
- AuthorizePmt -Res-PK-MSG - This is the response message which is sent back to the external system when a payment is authorized. The format of the message is called 'Primary-Key response', which includes only the primary key fields in the Oracle FLEXCUBE data store.

6.2.11.18 AmendPmtExt

This is the operation code to amend a payment extension. It involves the following messages:

- AmendPmtExtention -Req-Full-MSG - This is the request message to amend a payment extension. An external system which intends to amend a payment extension has to send the request in the format specified. The format of the message is called 'Full-screen', which includes all the fields (input fields and the display fields) as in the corresponding Oracle FLEXCUBE front-end screen.
- AmendPmtExtention -Req-IO-MSG - This is the request message to amend a payment extension. An external system which intends to amend a payment extension has to send the request in the format specified. The format of the message is called 'Input-only', which has only those fields that can be used to amend.
- AmendPmtExtention -Res-Full-MSG - This is the response message which is sent back to the external system when a payment extension is amended. The format of the message is called 'Full-screen response', which includes all the fields (input fields and the display fields) as in the corresponding Oracle FLEXCUBE screen.
- AmendPmtExtention -Res-PK-MSG - This is the response message which is sent back to the external system when a payment extension is amended. The format of the message is called 'Primary-Key response', which includes only the primary key fields in the Oracle FLEXCUBE data store.

6.2.11.19 QueryPmtExt

This is the operation code to query a payment extension. It involves the following messages:

- QueryPmtExtention -Req-Full-MSG - This is the request message to query a payment extension. An external system which intends to query a payment extension has to send the request in the format specified. The format of the message is called 'Full-screen', which includes all the fields (input fields and the display fields) as in the corresponding Oracle FLEXCUBE front-end screen.
- QueryPmtExtention -Req-IO-MSG - This is the request message to query a payment extension. An external system which intends to query a payment extension has to send the request in the format specified. The format of the message is called 'Input-only', which has only those fields that can be used to query.
- QueryPmtExtention -Res-Full-MSG - This is the response message which is sent back to the external system when a payment extension is queried. The format of the message is called 'Full-screen response', which includes all the fields (input fields and the display fields) as in the corresponding Oracle FLEXCUBE screen.
- QueryPmtExtention -Res-PK-MSG - This is the response message which is sent back to the external system when a payment extension is queried. The format of the message is

called 'Primary-Key response', which includes only the primary key fields in the Oracle FLEXCUBE data store.

6.2.11.20 PmtExtAuthorize

This is the operation code to authorize a payment extension. It involves the following messages:

- AuthorizePmtExt -Req-Full-MSG - This is the request message to authorize a payment extension. An external system which intends to authorize a payment extension has to send the request in the format specified. The format of the message is called 'Full-screen', which includes all the fields (input fields and the display fields) as in the corresponding Oracle FLEXCUBE front-end screen.
- AuthorizePmtExt -Req-IO-MSG - This is the request message to authorize a payment extension. An external system which intends to authorize a payment has to send the request in the format specified. The format of the message is called 'Input-only', which has only those fields that can be used to authorize.
- AuthorizePmtExt -Res-Full-MSG - This is the response message which is sent back to the external system when a payment extension is authorized. The format of the message is called 'Full-screen response', which includes all the fields (input fields and the display fields) as in the corresponding Oracle FLEXCUBE screen.
- AuthorizePmtExt -Res-PK-MSG - This is the response message which is sent back to the external system when a payment extension is authorized. The format of the message is called 'Primary-Key response', which includes only the primary key fields in the Oracle FLEXCUBE data store.

6.2.11.21 ModifyFunding

This is the operation code to modify a online funding. It involves the following messages:

- ModifyPCFunding -Req-Full-MSG - This is the request message to modify an online funding. An external system which intends to modify an online funding has to send the request in the format specified. The format of the message is called 'Full-screen', which includes all the fields (input fields and the display fields) as in the corresponding Oracle FLEXCUBE front-end screen.
- ModifyPCFunding -Req-IO-MSG - This is the request message to modify an online funding. An external system which intends to modify an online funding has to send the request in the format specified. The format of the message is called 'Input-only', which has only those fields that can be used to query.
- ModifyPCFunding -Res-Full-MSG - This is the response message which is sent back to the external system when an online funding is done. The format of the message is called 'Full-screen response', which includes all the fields (input fields and the display fields) as in the corresponding Oracle FLEXCUBE screen.
- ModifyPCFunding -Res-PK-MSG - This is the response message which is sent back to the external system when an online funding is done. The format of the message is called 'Primary-Key response', which includes only the primary key fields in the Oracle FLEXCUBE data store.

6.2.11.22 AuthorizeFunding

This is the operation code to authorize an online funding. It involves the following messages:

- AuthPCFunding -Req-Full-MSG - This is the request message to authorize an online beneficiary. An external system which intends to authorize an online beneficiary has to send the request in the format specified. The format of the message is called 'Full-screen', which includes all the fields (input fields and the display fields) as in the corresponding Oracle FLEXCUBE front-end screen.

- AuthPCFunding -Req-IO-MSG - This is the request message to authorize an online beneficiary. An external system which intends to authorize an online beneficiary has to send the request in the format specified. The format of the message is called 'Input-only', which has only those fields that can be used to query.
- AuthPCFunding -Res-Full-MSG - This is the response message which is sent back to the external system when an online beneficiary is done. The format of the message is called 'Full-screen response', which includes all the fields (input fields and the display fields) as in the corresponding Oracle FLEXCUBE screen.
- AuthPCFunding -Res-PK-MSG - This is the response message which is sent back to the external system when an online funding is done. The format of the message is called 'Primary-Key response', which includes only the primary key fields in the Oracle FLEXCUBE data store.

6.2.11.23 **DeleteFunding**

This is the operation code to delete an online funding. It involves the following messages:

- DeletePCFunding -Req-Full-MSG - This is the request message to delete an online funding. An external system which intends to delete an online funding has to send the request in the format specified. The format of the message is called 'Full-screen', which includes all the fields (input fields and the display fields) as in the corresponding Oracle FLEXCUBE front-end screen.
- DeletePCFunding -Req-IO-MSG - This is the request message to delete an online funding. An external system which intends to delete an online funding has to send the request in the format specified. The format of the message is called 'Input-only', which has only those fields that can be used to query.
- DeletePCFunding -Res-Full-MSG - This is the response message which is sent back to the external system when an online funding is done. The format of the message is called 'Full-screen response', which includes all the fields (input fields and the display fields) as in the corresponding Oracle FLEXCUBE screen.
- DeletePCFunding -Res-PK-MSG - This is the response message which is sent back to the external system when an online funding is done. The format of the message is called 'Primary-Key response', which includes only the primary key fields in the Oracle FLEXCUBE data store.

6.2.11.24 **QueryFunding**

This is the operation code to query an online funding. It involves the following messages:

- QueryPCFunding -Req-Full-MSG - This is the request message to query an online funding. An external system which intends to query an online funding has to send the request in the format specified. The format of the message is called 'Full-screen', which includes all the fields (input fields and the display fields) as in the corresponding Oracle FLEXCUBE front-end screen.
- QueryPCFunding -Req-IO-MSG - This is the request message to query an online funding. An external system which intends to query an online funding has to send the request in the format specified. The format of the message is called 'Input-only', which has only those fields that can be used to query.
- QueryPCFunding -Res-Full-MSG - This is the response message which is sent back to the external system when an online funding is done. The format of the message is called 'Full-screen response', which includes all the fields (input fields and the display fields) as in the corresponding Oracle FLEXCUBE screen.
- QueryPCFunding -Res-PK-MSG - This is the response message which is sent back to the external system when an online funding is done. The format of the message is called

'Primary-Key response', which includes only the primary key fields in the Oracle FLEXCUBE data store.

6.2.12 FCUBSCAService

- CreateCheckTax
- ModifyCheckTax
- QueryCheckTax

6.2.12.1 CreateCheckTax

This is the operation code to create Check Tax Parameter. It involves the following messages:

- CreateCheckTax-Req-Full-MSG - This is the request message to create Check Tax Parameter. An external system which intends to create Check Tax Parameter has to send the request in the format specified. The format of the message is called 'Full-screen', which includes all the fields (input fields and the display fields) as in the corresponding Oracle FLEXCUBE front-end screen.
- CreateCheckTax-Req-IO-MSG - This is the request message to create Check Tax Parameter. An external system which intends to create Check Tax Parameter has to send the request in the format specified. The format of the message is called 'Input-only', which has only those fields that can be used to query.
- CreateCheckTax-Res-Full-MSG - This is the response message which is sent back to the external system when Check Tax Parameter is done. The format of the message is called 'Full-screen response', which includes all the fields (input fields and the display fields) as in the corresponding Oracle FLEXCUBE screen.
- CreateCheckTax-Res-PK-MSG - This is the response message which is sent back to the external system when Check Tax Parameter is done. The format of the message is called 'Primary-Key response', which includes only the primary key fields in the Oracle FLEXCUBE data store.

6.2.12.2 ModifyCheckTax

This is the operation code to modify Check Tax Parameter. It involves the following messages:

- ModifyCheckTax-Req-Full-MSG - This is the request message to modify Check Tax Parameter. An external system which intends to modify Check Tax Parameter has to send the request in the format specified. The format of the message is called 'Full-screen', which includes all the fields (input fields and the display fields) as in the corresponding Oracle FLEXCUBE front-end screen.
- ModifyCheckTax-Req-IO-MSG - This is the request message to modify Check Tax Parameter. An external system which intends to modify Check Tax Parameter has to send the request in the format specified. The format of the message is called 'Input-only', which has only those fields that can be used to query.
- ModifyCheckTax-Res-Full-MSG - This is the response message which is sent back to the external system when Check Tax Parameter is done. The format of the message is called 'Full-screen response', which includes all the fields (input fields and the display fields) as in the corresponding Oracle FLEXCUBE screen.
- ModifyCheckTax-Res-PK-MSG - This is the response message which is sent back to the external system when Check Tax Parameter is done. The format of the message is called 'Primary-Key response', which includes only the primary key fields in the Oracle FLEXCUBE data store.

6.2.12.3 QueryCheckTax

This is the operation code to query Check Tax Parameter. It involves the following messages:

- QueryCheckTax-Req-Full-MSG - This is the request message to query Check Tax Parameter. An external system which intends to query Check Tax Parameter has to send the request in the format specified. The format of the message is called 'Full-screen', which includes all the fields (input fields and the display fields) as in the corresponding Oracle FLEXCUBE front-end screen.
- QueryCheckTax-Req-IO-MSG - This is the request message to query Check Tax Parameter. An external system which intends to query Check Tax Parameter has to send the request in the format specified. The format of the message is called 'Input-only', which has only those fields that can be used to query.
- QueryCheckTax-Res-Full-MSG - This is the response message which is sent back to the external system when Check Tax Parameter is queried. The format of the message is called 'Full-screen response', which includes all the fields (input fields and the display fields) as in the corresponding Oracle FLEXCUBE screen.
- QueryCheckTax-Res-PK-MSG - This is the response message which is sent back to the external system when Check Tax Parameter is queried. The format of the message is called 'Primary-Key response', which includes only the primary key fields in the Oracle FLEXCUBE data store.

6.2.13 FCUBSICService

All the operations that can be performed on Interest and Charges module are logically grouped under a service called 'FCUBSICService'. Oracle FLEXCUBE supports the following operation codes under this service:

- CreateInterestAdjustment
- ModifyInterestAdjustment
- CloseInterestAdjustment
- ReopenInterestAdjustment
- QueryInterestAdjustment

6.2.13.1 CreateInterestAdjustment

This is the operation code to create interest adjustment for branch, account, product and next liquidation date combination. It involves the following messages:

- CreateInterestAdjustment-Req-Full-MSG - This is the request message to create interest adjustment. An external system which intends to create interest adjustment has to send the request in the format specified. The format of the message is called 'Full-screen', which includes all the fields (input fields and the display fields) as in the corresponding Oracle FLEXCUBE front-end screen.
- CreateInterestAdjustment-Req-IO-MSG - This is the request message to create interest adjustment. An external system which intends to create interest adjustment has to send the request in the format specified. The format of the message is called 'Input-only', which has only those fields that can be used to query.
- CreateInterestAdjustment-Res-Full-MSG - This is the response message which is sent back to the external system when interest adjustment is done. The format of the message is called 'Full-screen response', which includes all the fields (input fields and the display fields) as in the corresponding Oracle FLEXCUBE screen.
- CreateInterestAdjustment-Res-PK-MSG - This is the response message which is sent back to the external system when interest adjustment is done. The format of the message is called 'Primary-Key response', which includes only the primary key fields of the cheque book record in the Oracle FLEXCUBE data store.

6.2.13.2 ModifyInterestAdjustment

This is the operation code to modify interest adjustment for branch, account, product and next liquidation date combination. It involves the following messages:

- **ModifyInterestAdjustment-Req-Full-MSG** - This is the request message to modify interest adjustment. An external system which intends to modify interest adjustment has to send the request in the format specified. The format of the message is called 'Full-screen', which includes all the fields (input fields and the display fields) as in the corresponding Oracle FLEXCUBE front-end screen.
- **ModifyInterestAdjustment-Req-IO-MSG** - This is the request message to modify interest adjustment. An external system which intends to modify interest adjustment has to send the request in the format specified. The format of the message is called 'Input-only', which has only those fields that can be used to query.
- **ModifyInterestAdjustment-Res-Full-MSG** - This is the response message which is sent back to the external system when interest adjustment is modified. The format of the message is called 'Full-screen response', which includes all the fields (input fields and the display fields) as in the corresponding Oracle FLEXCUBE screen.
- **ModifyInterestAdjustment-Res-PK-MSG** - This is the response message which is sent back to the external system when interest adjustment is modified. The format of the message is called 'Primary-Key response', which includes only the primary key fields of the cheque book record in the Oracle FLEXCUBE data store.

6.2.13.3 CloseInterestAdjustment

This is the operation code to close interest adjustment for branch, account, product and next liquidation date combination. It involves the following messages:

- **CloseInterestAdjustment-Req-Full-MSG** - This is the request message to close interest adjustment. An external system which intends to close interest adjustment has to send the request in the format specified. The format of the message is called 'Full-screen', which includes all the fields (input fields and the display fields) as in the corresponding Oracle FLEXCUBE front-end screen.
- **CloseInterestAdjustment-Req-IO-MSG** - This is the request message to close interest adjustment. An external system which intends to close interest adjustment has to send the request in the format specified. The format of the message is called 'Input-only', which has only those fields that can be used to query.
- **CloseInterestAdjustment-Res-Full-MSG** - This is the response message which is sent back to the external system when interest adjustment is closed. The format of the message is called 'Full-screen response', which includes all the fields (input fields and the display fields) as in the corresponding Oracle FLEXCUBE screen.
- **CloseInterestAdjustment-Res-PK-MSG** - This is the response message which is sent back to the external system when interest adjustment is closed. The format of the message is called 'Primary-Key response', which includes only the primary key fields of the cheque book record in the Oracle FLEXCUBE data store.

6.2.13.4 ReopenInterestAdjustment

This is the operation code to re-open interest adjustment for branch, account, product and next liquidation date combination. It involves the following messages:

- **ReopenInterestAdjustment-Req-Full-MSG** - This is the request message to reopen interest adjustment. An external system which intends to close interest adjustment has to send the request in the format specified. The format of the message is called 'Full-screen', which includes all the fields (input fields and the display fields) as in the corresponding Oracle FLEXCUBE front-end screen.

- ReopenInterestAdjustment-Req-IO-MSG - This is the request message to close interest adjustment. An external system which intends to reopen interest adjustment has to send the request in the format specified. The format of the message is called 'Input-only', which has only those fields that can be used to query.
- ReopenInterestAdjustment-Res-Full-MSG - This is the response message which is sent back to the external system when interest adjustment is reopened. The format of the message is called 'Full-screen response', which includes all the fields (input fields and the display fields) as in the corresponding Oracle FLEXCUBE screen.
- ReopenInterestAdjustment-Res-PK-MSG - This is the response message which is sent back to the external system when interest adjustment is reopened. The format of the message is called 'Primary-Key response', which includes only the primary key fields of the cheque book record in the Oracle FLEXCUBE data store.

6.2.13.5 QueryInterestAdjustment

This is the operation code to query interest adjustment for branch, account, product and next liquidation date combination. It involves the following messages:

- QueryInterestAdjustment-Req-Full-MSG - This is the request message to query interest adjustment. An external system which intends to query interest adjustment has to send the request in the format specified. The format of the message is called 'Full-screen', which includes all the fields (input fields and the display fields) as in the corresponding Oracle FLEXCUBE front-end screen.
- QueryInterestAdjustment-Req-IO-MSG - This is the request message to query interest adjustment. An external system which intends to reopen interest adjustment has to send the request in the format specified. The format of the message is called 'Input-only', which has only those fields that can be used to query.
- QueryInterestAdjustment-Res-Full-MSG - This is the response message which is sent back to the external system when interest adjustment is queried. The format of the message is called 'Full-screen response', which includes all the fields (input fields and the display fields) as in the corresponding Oracle FLEXCUBE screen.
- QueryInterestAdjustment-Res-PK-MSG - This is the response message which is sent back to the external system when interest adjustment is queried. The format of the message is called 'Primary-Key response', which includes only the primary key fields of the record in the Oracle FLEXCUBE data store.

6.2.13.6 AuthorizeInterestAdjustment

This is the operation code to query interest adjustment for branch, account, product and next liquidation date combination. It involves the following messages:

- AuthorizeInterestAdjustment-Req-Full-MSG - This is the request message to authorize interest adjustment. An external system which intends to authorize interest adjustment has to send the request in the format specified. The format of the message is called 'Full-screen', which includes all the fields (input fields and the display fields) as in the corresponding Oracle FLEXCUBE front-end screen.
- AuthorizeInterestAdjustment-Req-IO-MSG - This is the request message to authorize interest adjustment. An external system which intends to authorize interest adjustment has to send the request in the format specified. The format of the message is called 'Input-only', which has only those fields that can be used to query.
- AuthorizeInterestAdjustment-Res-Full-MSG - This is the response message which is sent back to the external system when interest adjustment is authorized. The format of the message is called 'Full-screen response', which includes all the fields (input fields and the display fields) as in the corresponding Oracle FLEXCUBE screen.

- AuthorizeInterestAdjustment-Res-PK-MSG - This is the response message which is sent back to the external system when interest adjustment is authorized. The format of the message is called 'Primary-Key response', which includes only the primary key fields of the record in the Oracle FLEXCUBE data store.

6.2.13.7 DeleteInterestAdjustment

This is the operation code to delete interest adjustment for branch, account, product and next liquidation date combination. It involves the following messages:

- DeleteInterestAdjustment-Req-Full-MSG - This is the request message to delete interest adjustment. An external system which intends to delete interest adjustment has to send the request in the format specified. The format of the message is called 'Full-screen', which includes all the fields (input fields and the display fields) as in the corresponding Oracle FLEXCUBE front-end screen.
- DeleteInterestAdjustment-Req-IO-MSG - This is the request message to delete interest adjustment. An external system which intends to delete interest adjustment has to send the request in the format specified. The format of the message is called 'Input-only', which has only those fields that can be used to query.
- DeleteInterestAdjustment-Res-Full-MSG - This is the response message which is sent back to the external system when interest adjustment is deleted. The format of the message is called 'Full-screen response', which includes all the fields (input fields and the display fields) as in the corresponding Oracle FLEXCUBE screen.
- DeleteInterestAdjustment-Res-PK-MSG - This is the response message which is sent back to the external system when interest adjustment is deleted. The format of the message is called 'Primary-Key response', which includes only the primary key fields of the cheque book record in the Oracle FLEXCUBE data store.

6.2.14 FCUBSILService

All the operations that can be performed on Integrated LM module are logically grouped under a service called 'FCUBSILServic'. Oracle FLEXCUBE supports the following operation codes under this service:

- CreateILSweep
- DeleteILSweep
- ModifyILSweep

6.2.14.1 CreateILSweep

This is the operation code to create account structure for sweep for branch, account, product and next liquidation date combination. It involves the following messages:

- CreateILSweep-Req-Full-MSG - This is the request message to create account structure for sweep. An external system which intends to create account structure for sweep has to send the request in the format specified. The format of the message is called 'Full-screen', which includes all the fields (input fields and the display fields) as in the corresponding Oracle FLEXCUBE front-end screen.
- CreateILSweep-Req-IO-MSG - This is the request message to create account structure for sweep for sweep. An external system which intends to create account structure for sweep has to send the request in the format specified. The format of the message is called 'Input-only', which has only those fields that can be used to query.
- CreateILSweep-Res-Full-MSG - This is the response message which is sent back to the external system when account structure for sweep is done. The format of the message is called 'Full-screen response', which includes all the fields (input fields and the display fields) as in the corresponding Oracle FLEXCUBE screen.

- CreateILSweep-Res-PK-MSG - This is the response message which is sent back to the external system when account structure for sweep is done. The format of the message is called 'Primary-Key response', which includes only the primary key fields of the cheque book record in the Oracle FLEXCUBE data store.

6.2.14.2 ModifyILSweep

This is the operation code to modify account structure for sweep for branch, account, product and next liquidation date combination. It involves the following messages:

- ModifyILSweep-Req-Full-MSG - This is the request message to modify account structure for sweep. An external system which intends to modify account structure for sweep has to send the request in the format specified. The format of the message is called 'Full-screen', which includes all the fields (input fields and the display fields) as in the corresponding Oracle FLEXCUBE front-end screen.
- ModifyILSweep-Req-IO-MSG - This is the request message to modify account structure for sweep. An external system which intends to modify account structure for sweep has to send the request in the format specified. The format of the message is called 'Input-only', which has only those fields that can be used to query.
- ModifyILSweep-Res-Full-MSG - This is the response message which is sent back to the external system when account structure for sweep is modified. The format of the message is called 'Full-screen response', which includes all the fields (input fields and the display fields) as in the corresponding Oracle FLEXCUBE screen.
- ModifyILSweep-Res-PK-MSG - This is the response message which is sent back to the external system when account structure for sweep is modified. The format of the message is called 'Primary-Key response', which includes only the primary key fields of the cheque book record in the Oracle FLEXCUBE data store.

6.2.14.3 DeleteILSweep

This is the operation code to delete account structure for sweep for branch, account, product and next liquidation date combination. It involves the following messages:

- DeleteILSweep-Req-Full-MSG - This is the request message to delete account structure for sweep. An external system which intends to delete account structure for sweep has to send the request in the format specified. The format of the message is called 'Full-screen', which includes all the fields (input fields and the display fields) as in the corresponding Oracle FLEXCUBE front-end screen.
- DeleteILSweep-Req-IO-MSG - This is the request message to delete account structure for sweep. An external system which intends to delete account structure for sweep has to send the request in the format specified. The format of the message is called 'Input-only', which has only those fields that can be used to query.
- DeleteILSweep-Res-Full-MSG - This is the response message which is sent back to the external system when account structure for sweep is deleted. The format of the message is called 'Full-screen response', which includes all the fields (input fields and the display fields) as in the corresponding Oracle FLEXCUBE screen.
- DeleteILSweep-Res-PK-MSG - This is the response message which is sent back to the external system when account structure for sweep is deleted. The format of the message is called 'Primary-Key response', which includes only the primary key fields of the cheque book record in the Oracle FLEXCUBE data store.

6.2.15 FCUBSUPService

All the operations that can be performed on Utility Payments module are logically grouped under a service called 'FCUBSUPService' Oracle FLEXCUBE supports the following operation codes under this service:

- CreateCollAgreement
- AmendCollAgreement
- CloseCollAgreement
- ReopenCollAgreement
- QueryCollAgreement
- CreateCollDetails
- AmendCollDetails
- QueryCollDetails

6.2.15.1 **CreateCollAgreement**

This is the operation code to create coll agreement. It involves the following messages:

- CreateCollAgreement - Req-Full - This is the request message to create new collection service agreement. An external system which intends to create new collection service agreement has to send the request in the format specified. The format of the message is called 'Full-screen', which includes all the fields (input fields and the display fields) as in the corresponding Oracle FLEXCUBE front-end screen.
- CreateCollAgreement - Req-IO - This is the request message to create new collection service agreement. An external system which intends to create new collection service agreement has to send the request in the format specified. The format of the message is called 'Input-only', which has only those fields that can be used to query.
- CreateCollAgreement - Res-Full - This is the response message which is sent back to the external system when new collection service agreement is done. The format of the message is called 'Full-screen response', which includes all the fields (input fields and the display fields) as in the corresponding Oracle FLEXCUBE screen.
- CreateCollAgreement - Res-PK - This is the response message which is sent back to the external system when new collection service agreement is done. The format of the message is called 'Primary-Key response', which includes only the primary key fields of the cheque book record in the Oracle FLEXCUBE data store.

6.2.15.2 **AmendCollAgreement**

This is the operation code to amend coll agreement. It involves the following messages:

- AmendCollAgreement - Req-Full - This is the request message to amend a collection service agreement. An external system which intends to amend a collection service agreement has to send the request in the format specified. The format of the message is called 'Full-screen', which includes all the fields (input fields and the display fields) as in the corresponding Oracle FLEXCUBE front-end screen.
- AmendeCollAgreement - Req-IO - This is the request message to amend a collection service agreement. An external system which intends to amend a collection service agreement has to send the request in the format specified. The format of the message is called 'Input-only', which has only those fields that can be used to query.
- AmendeCollAgreement - Res-Full - This is the response message which is sent back to the external system when a collection service agreement is done. The format of the message is called 'Full-screen response', which includes all the fields (input fields and the display fields) as in the corresponding Oracle FLEXCUBE screen.
- AmendeCollAgreement - Res-PK - This is the response message which is sent back to the external system when a collection service agreement is done. The format of the message is called 'Primary-Key response', which includes only the primary key fields of the cheque book record in the Oracle FLEXCUBE data store.

6.2.15.3 CloseCollAgreement

This is the operation code to close coll agreement. It involves the following messages:

- CloseCollAgreement - Req-Full - This is the request message to close a collection service agreement. An external system which intends to close a collection service agreement has to send the request in the format specified. The format of the message is called 'Full-screen', which includes all the fields (input fields and the display fields) as in the corresponding Oracle FLEXCUBE front-end screen.
- CloseCollAgreement - Req-IO - This is the request message to close a collection service agreement. An external system which intends to close a collection service agreement has to send the request in the format specified. The format of the message is called 'Input-only', which has only those fields that can be used to query.
- CloseCollAgreement - Res-Full - This is the response message which is sent back to the external system when a collection service agreement is done. The format of the message is called 'Full-screen response', which includes all the fields (input fields and the display fields) as in the corresponding Oracle FLEXCUBE screen.
- CloseCollAgreement - Res-PK - This is the response message which is sent back to the external system when a collection service agreement is done. The format of the message is called 'Primary-Key response', which includes only the primary key fields of the cheque book record in the Oracle FLEXCUBE data store.

6.2.15.4 ReopenCollAgreement

This is the operation code to reopen coll agreement. It involves the following messages:

- ReopenCollAgreement - Req-Full - This is the request message to reopen a collection service agreement. An external system which intends to reopen a collection service agreement has to send the request in the format specified. The format of the message is called 'Full-screen', which includes all the fields (input fields and the display fields) as in the corresponding Oracle FLEXCUBE front-end screen.
- ReopenCollAgreement - Req-IO - This is the request message to reopen a collection service agreement. An external system which intends to reopen a collection service agreement has to send the request in the format specified. The format of the message is called 'Input-only', which has only those fields that can be used to query.
- ReopenCollAgreement - Res-Full - This is the response message which is sent back to the external system when a collection service agreement is done. The format of the message is called 'Full-screen response', which includes all the fields (input fields and the display fields) as in the corresponding Oracle FLEXCUBE screen.
- ReopenCollAgreement - Res-PK - This is the response message which is sent back to the external system when a collection service agreement is done. The format of the message is called 'Primary-Key response', which includes only the primary key fields of the cheque book record in the Oracle FLEXCUBE data store.

6.2.15.5 QueryCollAgreement

This is the operation code to query coll agreement. It involves the following messages:

- QueryCollAgreement - Req-Full - This is the request message to query a collection service agreement. An external system which intends to query a collection service agreement has to send the request in the format specified. The format of the message is called 'Full-screen', which includes all the fields (input fields and the display fields) as in the corresponding Oracle FLEXCUBE front-end screen.
- QueryCollAgreement - Req-IO - This is the request message to query a collection service agreement. An external system which intends to query a collection service agreement has

to send the request in the format specified. The format of the message is called 'Input-only', which has only those fields that can be used to query.

- QueryCollAgreement - Res-Full - This is the response message which is sent back to the external system when a collection service agreement is done. The format of the message is called 'Full-screen response', which includes all the fields (input fields and the display fields) as in the corresponding Oracle FLEXCUBE screen.
- QueryCollAgreement - Res-PK - This is the response message which is sent back to the external system when a collection service agreement is done. The format of the message is called 'Primary-Key response', which includes only the primary key fields of the cheque book record in the Oracle FLEXCUBE data store.

6.2.15.6 CreateCollDetails

This is the operation code to create collection details. It involves the following messages:

- CreateCollDetails - Req-Full - This is the request message to create new collection details. An external system which intends to create new collection details has to send the request in the format specified. The format of the message is called 'Full-screen', which includes all the fields (input fields and the display fields) as in the corresponding Oracle FLEXCUBE front-end screen.
- CreateCollDetails - Req-IO - This is the request message to create new collection details. An external system which intends to create new collection details has to send the request in the format specified. The format of the message is called 'Input-only', which has only those fields that can be used to query.
- CreateCollDetails - Res-Full - This is the response message which is sent back to the external system when new collection details are created. The format of the message is called 'Full-screen response', which includes all the fields (input fields and the display fields) as in the corresponding Oracle FLEXCUBE screen.
- CreateCollDetails - Res-PK - This is the response message which is sent back to the external system when new collection details are created. The format of the message is called 'Primary-Key response', which includes only the primary key fields of the cheque book record in the Oracle FLEXCUBE data store.

6.2.15.7 AmendCollDetails

This is the operation code to amend collection details. It involves the following messages:

- AmendCollDetails - Req-Full - This is the request message to amend service details. An external system which intends to amend service details has to send the request in the format specified. The format of the message is called 'Full-screen', which includes all the fields (input fields and the display fields) as in the corresponding Oracle FLEXCUBE front-end screen.
- AmendeCollDetails - Req-IO - This is the request message to amend service details. An external system which intends to amend service details has to send the request in the format specified. The format of the message is called 'Input-only', which has only those fields that can be used to query.
- AmendeCollDetails - Res-Full - This is the response message which is sent back to the external system when service details are maintained. The format of the message is called 'Full-screen response', which includes all the fields (input fields and the display fields) as in the corresponding Oracle FLEXCUBE screen.
- AmendeCollDetails - Res-PK - This is the response message which is sent back to the external system when service details are maintained. The format of the message is called 'Primary-Key response', which includes only the primary key fields of the cheque book record in the Oracle FLEXCUBE data store.

6.2.15.8 QueryCollDetails

This is the operation code to query collection details. It involves the following messages:

- QueryCollDetails - Req-Full - This is the request message to query service details. An external system which intends to query service details has to send the request in the format specified. The format of the message is called 'Full-screen', which includes all the fields (input fields and the display fields) as in the corresponding Oracle FLEXCUBE front-end screen.
- QueryCollDetails - Req-IO - This is the request message to query service details. An external system which intends to query service details has to send the request in the format specified. The format of the message is called 'Input-only', which has only those fields that can be used to query.
- QueryCollDetails - Res-Full - This is the response message which is sent back to the external system when service details are maintained. The format of the message is called 'Full-screen response', which includes all the fields (input fields and the display fields) as in the corresponding Oracle FLEXCUBE screen.
- QueryCollDetails - Res-PK - This is the response message which is sent back to the external system when service details are maintained. The format of the message is called 'Primary-Key response', which includes only the primary key fields of the cheque book record in the Oracle FLEXCUBE data store.

6.2.16 FCUBSCLService

All the operations that can be performed on Retail Lending module are logically grouped under a service called 'FCUBSCLService'. Oracle FLEXCUBE supports the following operation codes under this service:

- QueryPayment
- CreatePayment
- DeletePayment
- ReversePayment
- ModifyAccount
- CreateAccount
- QueryAccount
- CreateVami
- QueryProduct
- QueryCllInfo
- CreateDisbursement
- QueryDisbursement
- DeleteDisbursement
- ReverseDisbursement

6.2.16.1 QueryPayment

This is the operation code to query payment details. It involves the following messages:

- QueryPaymentDetails - Req-Full - This is the request message to query payment details. An external system which intends to query payment details has to send the request in the format specified. The format of the message is called 'Full-screen', which includes all the fields (input fields and the display fields) as in the corresponding Oracle FLEXCUBE front-end screen.

- QueryPaymentDetails - Req-IO - This is the request message to query payment details. An external system which intends to query payment details has to send the request in the format specified. The format of the message is called 'Input-only', which has only those fields that can be used to query.
- QueryPaymentDetails - Res-Full - This is the response message which is sent back to the external system when payment details are maintained. The format of the message is called 'Full-screen response', which includes all the fields (input fields and the display fields) as in the corresponding Oracle FLEXCUBE screen.
- QueryPaymentDetails - Res-PK - This is the response message which is sent back to the external system when payment details are maintained. The format of the message is called 'Primary-Key response', which includes only the primary key fields of the cheque book record in the Oracle FLEXCUBE data store.

6.2.16.2 CreatePayment

This is the operation code is to save payment details. It involves the following messages:

- SavePaymentDetails - Req-Full - This is the request message to save payment details. An external system which intends to save payment details has to send the request in the format specified. The format of the message is called 'Full-screen', which includes all the fields (input fields and the display fields) as in the corresponding Oracle FLEXCUBE front-end screen.
- SavePaymentDetails - Req-IO - This is the request message to save payment details. An external system which intends to save payment details has to send the request in the format specified. The format of the message is called 'Input-only', which has only those fields that can be used to save.
- SavePaymentDetails - Res-Full - This is the response message which is sent back to the external system when payment details are maintained. The format of the message is called 'Full-screen response', which includes all the fields (input fields and the display fields) as in the corresponding Oracle FLEXCUBE screen.
- SavePaymentDetails - Res-PK - This is the response message which is sent back to the external system when payment details are maintained. The format of the message is called 'Primary-Key response', which includes only the primary key fields of the cheque book record in the Oracle FLEXCUBE data store.

6.2.16.3 DeletePayment

This is the operation code is to delete payment details. It involves the following messages:

- DeletePaymentDetails - Req-Full - This is the request message to delete payment details. An external system which intends to delete payment details has to send the request in the format specified. The format of the message is called 'Full-screen', which includes all the fields (input fields and the display fields) as in the corresponding Oracle FLEXCUBE front-end screen.
- DeletePaymentDetails - Req-IO - This is the request message to delete payment details. An external system which intends to delete payment details has to send the request in the format specified. The format of the message is called 'Input-only', which has only those fields that can be used to delete.
- DeletePaymentDetails - Res-Full - This is the response message which is sent back to the external system when payment details are maintained. The format of the message is called 'Full-screen response', which includes all the fields (input fields and the display fields) as in the corresponding Oracle FLEXCUBE screen.
- DeletePaymentDetails - Res-PK - This is the response message which is sent back to the external system when payment details are maintained. The format of the message is

called 'Primary-Key response', which includes only the primary key fields of the cheque book record in the Oracle FLEXCUBE data store.

6.2.16.4 ReversePayment

This is the operation code is to reverse payment details. It involves the following messages:

- ReversePaymentDetails - Req-Full - This is the request message to reverse payment details. An external system which intends to reverse payment details has to send the request in the format specified. The format of the message is called 'Full-screen', which includes all the fields (input fields and the display fields) as in the corresponding Oracle FLEXCUBE front-end screen.
- ReversePaymentDetails - Req-IO - This is the request message to reverse payment details. An external system which intends to reverse payment details has to send the request in the format specified. The format of the message is called 'Input-only', which has only those fields that can be used to reverse.
- ReversePaymentDetails - Res-Full - This is the response message which is sent back to the external system when payment details are maintained. The format of the message is called 'Full-screen response', which includes all the fields (input fields and the display fields) as in the corresponding Oracle FLEXCUBE screen.
- ReversePaymentDetails - Res-PK - This is the response message which is sent back to the external system when payment details are maintained. The format of the message is called 'Primary-Key response', which includes only the primary key fields of the cheque book record in the Oracle FLEXCUBE data store.

6.2.16.5 ModifyAccount

This is the operation code is to modify loan account details. It involves the following messages:

- ModifyLoan accountDetails - Req-Full - This is the request message to modify loan account details. An external system which intends to modify loan account details has to send the request in the format specified. The format of the message is called 'Full-screen', which includes all the fields (input fields and the display fields) as in the corresponding Oracle FLEXCUBE front-end screen.
- ModifyLoan accountDetails - Req-IO - This is the request message to modify loan account details. An external system which intends to modify loan account details has to send the request in the format specified. The format of the message is called 'Input-only', which has only those fields that can be used to modify.
- ModifyLoan accountDetails - Res-Full - This is the response message which is sent back to the external system when loan account details are maintained. The format of the message is called 'Full-screen response', which includes all the fields (input fields and the display fields) as in the corresponding Oracle FLEXCUBE screen.
- ModifyLoan accountDetails - Res-PK - This is the response message which is sent back to the external system when loan account details are maintained. The format of the message is called 'Primary-Key response', which includes only the primary key fields of the cheque book record in the Oracle FLEXCUBE data store.

6.2.16.6 CreateAccount

This is the operation code is to save loan account details. It involves the following messages:

- SaveLoan accountDetails - Req-Full - This is the request message to save loan account details. An external system which intends to save loan account details has to send the request in the format specified. The format of the message is called 'Full-screen', which includes all the fields (input fields and the display fields) as in the corresponding Oracle FLEXCUBE front-end screen.

- SaveLoan accountDetails - Req-IO - This is the request message to save loan account details. An external system which intends to save loan account details has to send the request in the format specified. The format of the message is called 'Input-only', which has only those fields that can be used to save.
- SaveLoan accountDetails - Res-Full - This is the response message which is sent back to the external system when loan account details are maintained. The format of the message is called 'Full-screen response', which includes all the fields (input fields and the display fields) as in the corresponding Oracle FLEXCUBE screen.
- SaveLoan accountDetails - Res-PK - This is the response message which is sent back to the external system when loan account details are maintained. The format of the message is called 'Primary-Key response', which includes only the primary key fields of the cheque book record in the Oracle FLEXCUBE data store.

6.2.16.7 QueryAccount

This is the operation code is to query loan account details. It involves the following messages:

- QueryLoan accountDetails - Req-Full - This is the request message to query loan account details. An external system which intends to query loan account details has to send the request in the format specified. The format of the message is called 'Full-screen', which includes all the fields (input fields and the display fields) as in the corresponding Oracle FLEXCUBE front-end screen.
- QueryLoan accountDetails - Req-IO - This is the request message to query loan account details. An external system which intends to query loan account details has to send the request in the format specified. The format of the message is called 'Input-only', which has only those fields that can be used to query.
- QueryLoan accountDetails - Res-Full - This is the response message which is sent back to the external system when loan account details are maintained. The format of the message is called 'Full-screen response', which includes all the fields (input fields and the display fields) as in the corresponding Oracle FLEXCUBE screen.
- QueryLoan accountDetails - Res-PK - This is the response message which is sent back to the external system when loan account details are maintained. The format of the message is called 'Primary-Key response', which includes only the primary key fields of the cheque book record in the Oracle FLEXCUBE data store.

6.2.16.8 CreateVami

This operation is used to save a Value dated Amendment in Oracle FLEXCUBE. It involves the following messages:

- SaveVami- Req-Full - This is the request message to save value dated amendment. An external system which intends to save value dated amendment details has to send the request in the format specified. The format of the message is called 'Full-screen', which includes all the fields (input fields and the display fields) as in the corresponding Oracle FLEXCUBE front-end screen.
- SaveVami- Req-IO - This is the request message to save value dated amendment. An external system which intends to save value dated amendment details has to send the request in the format specified. The format of the message is called 'Input-only', which has only those fields that can be used to save.
- SaveVami- Res-Full - This is the response message which is sent back to the external system when value dated amendment details are maintained. The format of the message is called 'Full-screen response', which includes all the fields (input fields and the display fields) as in the corresponding Oracle FLEXCUBE screen.
- SaveVami- Res-PK - This is the response message which is sent back to the external system when value dated amendment details are maintained. The format of the message

is called 'Primary-Key response', which includes only the primary key fields of the cheque book record in the Oracle FLEXCUBE data store.

6.2.16.9 QueryProduct

This operation is used to query the complete details of the Product. . It involves the following messages:

- QueryProduct - Req-Full - This is the request message to query details of a product. An external system which intends to query product details has to send the request in the format specified. The format of the message is called 'Full-screen', which includes all the fields (input fields and the display fields) as in the corresponding Oracle FLEXCUBE front-end screen.
- QueryProduct- Req-IO - This is the request message to query details of a product. An external system which intends to query product details has to send the request in the format specified. The format of the message is called 'Input-only', which has only those fields that can be used to query.
- QueryProduct- Res-Full - This is the response message which is sent back to the external system when product details are maintained. The format of the message is called 'Full-screen response', which includes all the fields (input fields and the display fields) as in the corresponding Oracle FLEXCUBE screen.
- QueryProduct- Res-PK - This is the response message which is sent back to the external system when product details are maintained. The format of the message is called 'Primary-Key response', which includes only the primary key fields of the cheque book record in the Oracle FLEXCUBE data store.

6.2.16.10 QueryCInfo

This operation is used to query the loan information in Oracle FLEXCUBE. It involves the following messages:

- QueryCInfoResponseDetails - Req-Full - This is the request message to query loan information. An external system which intends to query loan information has to send the request in the format specified. The format of the message is called 'Full-screen', which includes all the fields (input fields and the display fields) as in the corresponding Oracle FLEXCUBE front-end screen.
- QueryCInfoResponseDetails- Req-IO - This is the request message to query loan information. An external system which intends to query loan information has to send the request in the format specified. The format of the message is called 'Input-only', which has only those fields that can be used to query.
- QueryCInfoResponseDetails- Res-Full - This is the response message which is sent back to the external system when loan account information are maintained. The format of the message is called 'Full-screen response', which includes all the fields (input fields and the display fields) as in the corresponding Oracle FLEXCUBE screen.
- QueryCInfoResponseDetails - Res-PK - This is the response message which is sent back to the external system when loan account information are maintained. The format of the message is called 'Primary-Key response', which includes only the primary key fields of the cheque book record in the Oracle FLEXCUBE data store.

6.2.16.11 CreateDisbursement

This operation is used to save a disbursement event in Oracle FLEXCUBE. It involves the following messages:

- CreateDisbursementDetails - Req-Full - This is the request message to create disbursement details. An external system which intends to save disbursement details has to send the request in the format specified. The format of the message is called 'Full-screen', which includes all the fields (input fields and the display fields) as in the corresponding Oracle FLEXCUBE front-end screen.
- CreateDisbursementDetails - Req-IO - This is the request message to create disbursement details. An external system which intends to create disbursement details has to send the request in the format specified. The format of the message is called 'Input-only', which has only those fields that can be used to save.
- CreateDisbursementDetails - Res-Full - This is the response message which is sent back to the external system when disbursement details are maintained. The format of the message is called 'Full-screen response', which includes all the fields (input fields and the display fields) as in the corresponding Oracle FLEXCUBE screen.
- CreateDisbursementDetails - Res-PK - This is the response message which is sent back to the external system when disbursement details are maintained. The format of the message is called 'Primary-Key response', which includes only the primary key fields of the cheque book record in the Oracle FLEXCUBE data store.

6.2.16.12 QueryDisbursement

This operation is used to query the complete loan disbursement Details. It involves the following messages:

- QueryDisbursementDetails - Req-Full - This is the request message query the disbursement details. An external system which intends to query the disbursement details has to send the request in the format specified. The format of the message is called 'Full-screen', which includes all the fields (input fields and the display fields) as in the corresponding Oracle FLEXCUBE front-end screen.
- QueryDisbursementDetails - Req-IO - This is the request message to query the disbursement details. An external system which intends to query the disbursement details has to send the request in the format specified. The format of the message is called 'Input-only', which has only those fields that can be used to save.
- QueryDisbursementDetails - Res-Full - This is the response message which is sent back to the external system when disbursement details are queried. The format of the message is called 'Full-screen response', which includes all the fields (input fields and the display fields) as in the corresponding Oracle FLEXCUBE screen.
- QueryDisbursementDetails - Res-PK - This is the response message which is sent back to the external system when disbursement details are queried. The format of the message is called 'Primary-Key response', which includes only the primary key fields of the cheque book record in the Oracle FLEXCUBE data store.

6.2.16.13 DeleteDisbursement

This operation is used to delete the loan disbursement Details. It involves the following messages:

- DeleteDisbursementDetails - Req-Full - This is the request message to delete disbursement details. An external system which intends to save disbursement details has to send the request in the format specified. The format of the message is called 'Full-

screen', which includes all the fields (input fields and the display fields) as in the corresponding Oracle FLEXCUBE front-end screen.

- DeleteDisbursementDetails - Req-IO - This is the request message to delete disbursement details. An external system which intends to save disbursement details has to send the request in the format specified. The format of the message is called 'Input-only', which has only those fields that can be used to save.
- DeleteDisbursementDetails - Res-Full - This is the response message which is sent back to the external system when disbursement details are maintained. The format of the message is called 'Full-screen response', which includes all the fields (input fields and the display fields) as in the corresponding Oracle FLEXCUBE screen.
- DeleteDisbursementDetails - Res-PK - This is the response message which is sent back to the external system when disbursement details are maintained. The format of the message is called 'Primary-Key response', which includes only the primary key fields of the cheque book record in the Oracle FLEXCUBE data store.

6.2.16.14 ReverseDisbursement

This operation is used to reverse the loan disbursement. It involves the following messages:

- ReverseDisbursementDetails - Req-Full - This is the request message to reverse disbursement details. An external system which intends to reverse disbursement details has to send the request in the format specified. The format of the message is called 'Full-screen', which includes all the fields (input fields and the display fields) as in the corresponding Oracle FLEXCUBE front-end screen.
- ReverseDisbursementDetails - Req-IO - This is the request message to reverse disbursement details. An external system which intends to reverse disbursement details has to send the request in the format specified. The format of the message is called 'Input-only', which has only those fields that can be used to save.
- ReverseDisbursementDetails - Res-Full - This is the response message which is sent back to the external system when disbursement details are maintained. The format of the message is called 'Full-screen response', which includes all the fields (input fields and the display fields) as in the corresponding Oracle FLEXCUBE screen.
- ReverseDisbursementDetails - Res-PK - This is the response message which is sent back to the external system when disbursement details are maintained. The format of the message is called 'Primary-Key response', which includes only the primary key fields of the cheque book record in the Oracle FLEXCUBE data store.

6.2.17 FCUBSCBService

All the operations that can be performed on collection bills module are logically grouped under a service called 'FCUBSCBService'. Oracle FLEXCUBE supports the following operations under this service:

- CBDTRONL_NEW
- CBDTRONL_EXECUTEQUERY
- CBDTRONL_DELETE
- CBDTRONL_AUTH
- CBDTRONL_MODIFY
- CBDTRONL_REVERSE
- CBGPMTON_NEW
- CBGPROON_NEW
- CBGEXTON_NEW

- CBGCLOON_NEW -
- CBDAGMON_NEW
- CBDAGMON_EXECUTEQUERY
- CBDAGMON_MODIFY
- CBDCCMNT_NEW
- CBDCCMNT_EXECUTEQUERY
- CBDCCMNT_MODIFY
- CBDCLMNT_NEW
- CBDCLMNT_EXECUTEQUERY
- CBDCLMNT_MODIFY
- CBDNRMNT_NEW
- CBDNRMNT_EXECUTEQUERY
- CBDNRMNT_MODIFY
- CBDDLMT_NEW
- CBDDLMT_EXECUTEQUERY
- CBDDLMT_MODIFY
- CBDDSMNT_NEW
- CBDDSMNT_EXECUTEQUERY
- CBDDSMNT_MODIFY
- CBDLOMNT_NEW
- CBDLOMNT_EXECUTEQUERY
- CBDLOMNT_MODIFY
- CBDPRMNT_EXECUTEQUERY
- CBDRQMNT_NEW
- CBDRQMNT_EXECUTEQUERY
- CBDRQMNT_MODIFY

6.2.17.1 **CBDTRONL_NEW**

This is the operation code is to create the CB contract. It involves the following messages:

- CBDTRONL_NEW - Req-Full - This is the request message to create CB contract. An external system which intends to save payment details has to send the request in the format specified. The format of the message is called 'Full-screen', which includes all the fields (input fields and the display fields) as in the corresponding Oracle FLEXCUBE front-end screen.
- CBDTRONL_NEW - Req-IO - This is the request message to create CB contract. An external system which intends to save payment details has to send the request in the format specified. The format of the message is called 'Input-only', which has only those fields that can be used to save.
- CBDTRONL_NEW - Res-Full - This is the response message which is sent back to the external system when contract is created. The format of the message is called 'Full-screen response', which includes all the fields (input fields and the display fields) as in the corresponding Oracle FLEXCUBE screen.
- CBDTRONL_NEW - Res-PK - This is the response message which is sent back to the external system when contract is created. The format of the message is called 'Primary-

Key response', which includes only the primary key fields of the cheque book record in the Oracle FLEXCUBE data store.

6.2.17.2 CBDTRONL_EXECUTEQUERY

This is the operation code is to query CB contract. It involves the following messages:

- **CBDTRONL_EXECUTEQUERY - Req-Full** - This is the request message to execute query a CB contract. An external system which intends to save payment details has to send the request in the format specified. The format of the message is called 'Full-screen', which includes all the fields (input fields and the display fields) as in the corresponding Oracle FLEXCUBE front-end screen.
- **CBDTRONL_EXECUTEQUERY - Req-IO** - This is the request message to execute query a CB contract. An external system which intends to save payment details has to send the request in the format specified. The format of the message is called 'Input-only', which has only those fields that can be used to save.
- **CBDTRONL_EXECUTEQUERY - Res-Full** - This is the response message which is sent back to the external system when query a CB contract is executed. The format of the message is called 'Full-screen response', which includes all the fields (input fields and the display fields) as in the corresponding Oracle FLEXCUBE screen.
- **CBDTRONL_EXECUTEQUERY - Res-PK** - This is the response message which is sent back to the external system when query a CB contract is executed. The format of the message is called 'Primary-Key response', which includes only the primary key fields of the cheque book record in the Oracle FLEXCUBE data store.

6.2.17.3 CBDTRONL_DELETE

This is the operation code is to delete CB contract. It involves the following messages:

- **CBDTRONL_DELETE - Req-Full** - This is the request message to delete CB contract. An external system which intends to save payment details has to send the request in the format specified. The format of the message is called 'Full-screen', which includes all the fields (input fields and the display fields) as in the corresponding Oracle FLEXCUBE front-end screen.
- **CBDTRONL_DELETE - Req-IO** - This is the request message to delete CB contract. An external system which intends to save payment details has to send the request in the format specified. The format of the message is called 'Input-only', which has only those fields that can be used to save.
- **CBDTRONL_DELETE - Res-Full** - This is the response message which is sent back to the external system when CB contract is deleted. The format of the message is called 'Full-screen response', which includes all the fields (input fields and the display fields) as in the corresponding Oracle FLEXCUBE screen.
- **CBDTRONL_DELETE - Res-PK** - This is the response message which is sent back to the external system when CB contract is deleted. The format of the message is called 'Primary-Key response', which includes only the primary key fields of the cheque book record in the Oracle FLEXCUBE data store.

6.2.17.4 CBDTRONL_AUTH

This is the operation code is to authorize CB contract. It involves the following messages:

- **CBDTRONL_AUTH - Req-Full** - This is the request message to authorize CB contract. An external system which intends to save payment details has to send the request in the format specified. The format of the message is called 'Full-screen', which includes all the fields (input fields and the display fields) as in the corresponding Oracle FLEXCUBE front-end screen.

- **CBDTRONL_AUTH - Req-IO** - This is the request message to authorize CB contract. An external system which intends to save payment details has to send the request in the format specified. The format of the message is called 'Input-only', which has only those fields that can be used to save.
- **CBDTRONL_AUTH - Res-Full** - This is the response message which is sent back to the external system when CB contract is authorized. The format of the message is called 'Full-screen response', which includes all the fields (input fields and the display fields) as in the corresponding Oracle FLEXCUBE screen.
- **CBDTRONL_AUTH - Res-PK** - This is the response message which is sent back to the external system when CB contract is authorized. The format of the message is called 'Primary-Key response', which includes only the primary key fields of the cheque book record in the Oracle FLEXCUBE data store.

6.2.17.5 CBDTRONL MODIFY

This is the operation code is to modify CB contract. It involves the following messages:

- **CBDTRONL_MODIFY - Req-Full** - This is the request message to modify CB contract. An external system which intends to save payment details has to send the request in the format specified. The format of the message is called 'Full-screen', which includes all the fields (input fields and the display fields) as in the corresponding Oracle FLEXCUBE front-end screen.
- **CBDTRONL_MODIFY - Req-IO** - This is the request message to modify CB contract. An external system which intends to save payment details has to send the request in the format specified. The format of the message is called 'Input-only', which has only those fields that can be used to save.
- **CBDTRONL_MODIFY - Res-Full** - This is the response message which is sent back to the external system when CB contract is modified. The format of the message is called 'Full-screen response', which includes all the fields (input fields and the display fields) as in the corresponding Oracle FLEXCUBE screen.
- **CBDTRONL_MODIFY - Res-PK** - This is the response message which is sent back to the external system when CB contract is modified. The format of the message is called 'Primary-Key response', which includes only the primary key fields of the cheque book record in the Oracle FLEXCUBE data store.

6.2.17.6 CBDTRONL REVERSE

This is the operation code is to reverse CB contract. It involves the following messages:

- **CBDTRONL_REVERSE - Req-Full** - This is the request message to reverse CB contract. An external system which intends to save payment details has to send the request in the format specified. The format of the message is called 'Full-screen', which includes all the fields (input fields and the display fields) as in the corresponding Oracle FLEXCUBE front-end screen.
- **CBDTRONL_REVERSE - Req-IO** - This is the request message to reverse CB contract. An external system which intends to save payment details has to send the request in the format specified. The format of the message is called 'Input-only', which has only those fields that can be used to save.
- **CBDTRONL_REVERSE - Res-Full** - This is the response message which is sent back to the external system when CB contract is reversed. The format of the message is called 'Full-screen response', which includes all the fields (input fields and the display fields) as in the corresponding Oracle FLEXCUBE screen.
- **CBDTRONL_REVERSE - Res-PK** - This is the response message which is sent back to the external system when CB contract is reversed. The format of the message is called

'Primary-Key response', which includes only the primary key fields of the cheque book record in the Oracle FLEXCUBE data store.

6.2.17.7 CBGPMTON_NEW

This is the operation code is to create a protest for CB contract. It involves the following messages:

- CBGPMTON_NEW - Req-Full - This is the request message to create a protest for CB contract. An external system which intends to save payment details has to send the request in the format specified. The format of the message is called 'Full-screen', which includes all the fields (input fields and the display fields) as in the corresponding Oracle FLEXCUBE front-end screen.
- CBGPMTON_NEW - Req-IO - This is the request message to create a protest for CB contract. An external system which intends to save payment details has to send the request in the format specified. The format of the message is called 'Input-only', which has only those fields that can be used to save.
- CBGPMTON_NEW - Res-Full - This is the response message which is sent back to the external system when a protest for CB contract is created. The format of the message is called 'Full-screen response', which includes all the fields (input fields and the display fields) as in the corresponding Oracle FLEXCUBE screen.
- CBGPMTON_NEW - Res-PK - This is the response message which is sent back to the external system when a protest for CB contract is created. The format of the message is called 'Primary-Key response', which includes only the primary key fields of the cheque book record in the Oracle FLEXCUBE data store.

6.2.17.8 CBGPROON_NEW

This is the operation code is to create a protest for CB contract. It involves the following messages:

- CBGPROON_NEW - Req-Full - This is the request message to create a protest for CB contract. An external system which intends to save payment details has to send the request in the format specified. The format of the message is called 'Full-screen', which includes all the fields (input fields and the display fields) as in the corresponding Oracle FLEXCUBE front-end screen.
- CBGPROON_NEW - Req-IO - This is the request message to create a protest for CB contract. An external system which intends to save payment details has to send the request in the format specified. The format of the message is called 'Input-only', which has only those fields that can be used to save.
- CBGPROON_NEW - Res-Full - This is the response message which is sent back to the external system when a protest for CB contract is created. The format of the message is called 'Full-screen response', which includes all the fields (input fields and the display fields) as in the corresponding Oracle FLEXCUBE screen.
- CBGPROON_NEW - Res-PK - This is the response message which is sent back to the external system when a protest for CB contract is created. The format of the message is called 'Primary-Key response', which includes only the primary key fields of the cheque book record in the Oracle FLEXCUBE data store.

6.2.17.9 CBGEXTON_NEW

This is the operation code is to create an extension for CB contract. It involves the following messages:

- CBGEXTON_NEW - Req-Full - This is the request message to create an extension for CB contract. An external system which intends to save payment details has to send the request in the format specified. The format of the message is called 'Full-screen', which

includes all the fields (input fields and the display fields) as in the corresponding Oracle FLEXCUBE front-end screen.

- CBGEXTON_NEW - Req-IO - This is the request message to create an extension for CB contract. An external system which intends to save payment details has to send the request in the format specified. The format of the message is called 'Input-only', which has only those fields that can be used to save.
- CBGEXTON_NEW - Res-Full - This is the response message which is sent back to the external system when CB contract extension is created. The format of the message is called 'Full-screen response', which includes all the fields (input fields and the display fields) as in the corresponding Oracle FLEXCUBE screen.
- CBGEXTON_NEW - Res-PK - This is the response message which is sent back to the external system when CB contract extension is created. The format of the message is called 'Primary-Key response', which includes only the primary key fields of the cheque book record in the Oracle FLEXCUBE data store.

6.2.17.10 CBGCLOON NEW

This is the operation code is to create a new CB operation closure record. It involves the following messages:

- CBGCLOON_NEW - Req-Full - This is the request message to create a new CB operation closure record. An external system which intends to save payment details has to send the request in the format specified. The format of the message is called 'Full-screen', which includes all the fields (input fields and the display fields) as in the corresponding Oracle FLEXCUBE front-end screen.
- CBGCLOON_NEW - Req-IO - This is the request message to create a new CB operation closure record. An external system which intends to save payment details has to send the request in the format specified. The format of the message is called 'Input-only', which has only those fields that can be used to save.
- CBGCLOON_NEW - Res-Full - This is the response message which is sent back to the external system when a new CB operation closure record is created. The format of the message is called 'Full-screen response', which includes all the fields (input fields and the display fields) as in the corresponding Oracle FLEXCUBE screen.
- CBGCLOON_NEW - Res-PK - This is the response message which is sent back to the external system when a new CB operation closure record is created. The format of the message is called 'Primary-Key response', which includes only the primary key fields of the cheque book record in the Oracle FLEXCUBE data store.

6.2.17.11 CBDAGMON NEW

This is the operation code is to create a new CB agreement. It involves the following messages:

- CBDAGMON_NEW - Req-Full - This is the request message to create a new CB agreement. An external system which intends to save payment details has to send the request in the format specified. The format of the message is called 'Full-screen', which includes all the fields (input fields and the display fields) as in the corresponding Oracle FLEXCUBE front-end screen.
- CBDAGMON_NEW - Req-IO - This is the request message to create a new CB agreement. An external system which intends to save payment details has to send the request in the format specified. The format of the message is called 'Input-only', which has only those fields that can be used to save.
- CBDAGMON_NEW - Res-Full - This is the response message which is sent back to the external system when a new CB agreement is created. The format of the message is called 'Full-screen response', which includes all the fields (input fields and the display fields) as in the corresponding Oracle FLEXCUBE screen.

- CBDAGMON_NEW - Res-PK - This is the response message which is sent back to the external system when a new CB agreement is created. The format of the message is called 'Primary-Key response', which includes only the primary key fields of the cheque book record in the Oracle FLEXCUBE data store.

6.2.17.12 CBDAGMON_EXECUTEQUERY

This is the operation code is to query CB agreement. It involves the following messages:

- CBDAGMON_EXECUTEQUERY- Req-Full - This is the request message to query CB agreement. An external system which intends to save payment details has to send the request in the format specified. The format of the message is called 'Full-screen', which includes all the fields (input fields and the display fields) as in the corresponding Oracle FLEXCUBE front-end screen.
- CBDAGMON_EXECUTEQUERY- Req-IO - This is the request message to query CB agreement. An external system which intends to save payment details has to send the request in the format specified. The format of the message is called 'Input-only', which has only those fields that can be used to save.
- CBDAGMON_EXECUTEQUERY- Res-Full - This is the response message which is sent back to the external system when CB agreement is queried. The format of the message is called 'Full-screen response', which includes all the fields (input fields and the display fields) as in the corresponding Oracle FLEXCUBE screen.
- CBDAGMON_EXECUTEQUERY- Res-PK - This is the response message which is sent back to the external system when CB agreement is queried. The format of the message is called 'Primary-Key response', which includes only the primary key fields of the cheque book record in the Oracle FLEXCUBE data store.

6.2.17.13 CBDAGMON_MODIFY

This is the operation code is to modify CB agreement. It involves the following messages:

- CBDAGMON_MODIFY- Req-Full - This is the request message to modify CB agreement. An external system which intends to save payment details has to send the request in the format specified. The format of the message is called 'Full-screen', which includes all the fields (input fields and the display fields) as in the corresponding Oracle FLEXCUBE front-end screen.
- CBDAGMON_MODIFY- Req-IO - This is the request message to modify CB agreement. An external system which intends to save payment details has to send the request in the format specified. The format of the message is called 'Input-only', which has only those fields that can be used to save.
- CBDAGMON_MODIFY- Res-Full - This is the response message which is sent back to the external system when CB agreement is modified. The format of the message is called 'Full-screen response', which includes all the fields (input fields and the display fields) as in the corresponding Oracle FLEXCUBE screen.
- CBDAGMON_MODIFY- Res-PK - This is the response message which is sent back to the external system when CB agreement is modified. The format of the message is called 'Primary-Key response', which includes only the primary key fields of the cheque book record in the Oracle FLEXCUBE data store.

6.2.17.14 CBDCCMNT_NEW

This is the operation code is to create a new collection center record. It involves the following messages:

- CBDCCMNT_NEW - Req-Full - This is the request message to create a new collection center record. An external system which intends to save payment details has to send the request in the format specified. The format of the message is called 'Full-screen', which

includes all the fields (input fields and the display fields) as in the corresponding Oracle FLEXCUBE front-end screen.

- **CBDDCMNT_NEW - Req-IO** - This is the request message to create a new collection center record. An external system which intends to save payment details has to send the request in the format specified. The format of the message is called 'Input-only', which has only those fields that can be used to save.
- **CBDDCMNT_NEW - Res-Full** - This is the response message which is sent back to the external system when a new collection center record is created. The format of the message is called 'Full-screen response', which includes all the fields (input fields and the display fields) as in the corresponding Oracle FLEXCUBE screen.
- **CBDDCMNT_NEW - Res-PK** - This is the response message which is sent back to the external system when a new collection center record is created. The format of the message is called 'Primary-Key response', which includes only the primary key fields of the cheque book record in the Oracle FLEXCUBE data store.

6.2.17.15 CBDDCMNT_EXECUTEQUERY

This is the operation code is to query collection center record. It involves the following messages:

- **CBDDCMNT_EXECUTEQUERY - Req-Full** - This is the request message to query collection center record. An external system which intends to save payment details has to send the request in the format specified. The format of the message is called 'Full-screen', which includes all the fields (input fields and the display fields) as in the corresponding Oracle FLEXCUBE front-end screen.
- **CBDDCMNT_EXECUTEQUERY - Req-IO** - This is the request message to query collection center record. An external system which intends to save payment details has to send the request in the format specified. The format of the message is called 'Input-only', which has only those fields that can be used to save.
- **CBDDCMNT_EXECUTEQUERY - Res-Full** - This is the response message which is sent back to the external system when collection center record is queried. The format of the message is called 'Full-screen response', which includes all the fields (input fields and the display fields) as in the corresponding Oracle FLEXCUBE screen.
- **CBDDCMNT_EXECUTEQUERY - Res-PK** - This is the response message which is sent back to the external system when collection center record is queried. The format of the message is called 'Primary-Key response', which includes only the primary key fields of the cheque book record in the Oracle FLEXCUBE data store.

6.2.17.16 CBDDCMNT_MODIFY

This is the operation code is to modify collection center record. It involves the following messages:

- **CBDDCMNT_MODIFY - Req-Full** - This is the request message to modify collection center record. An external system which intends to save payment details has to send the request in the format specified. The format of the message is called 'Full-screen', which includes all the fields (input fields and the display fields) as in the corresponding Oracle FLEXCUBE front-end screen.
- **CBDDCMNT_MODIFY - Req-IO** - This is the request message to to modify collection center record. An external system which intends to save payment details has to send the request in the format specified. The format of the message is called 'Input-only', which has only those fields that can be used to save.
- **CBDDCMNT_MODIFY - Res-Full** - This is the response message which is sent back to the external system when collection center record is modified. The format of the message is called 'Full-screen response', which includes all the fields (input fields and the display fields) as in the corresponding Oracle FLEXCUBE screen.

- **CBDCCMNT_MODIFY - Res-PK** - This is the response message which is sent back to the external system when collection center record is modified. The format of the message is called 'Primary-Key response', which includes only the primary key fields of the cheque book record in the Oracle FLEXCUBE data store.

6.2.17.17 CBDCLMNT_NEW

This is the operation code is to create a new collection type record. It involves the following messages:

- **CBDCLMNT_NEW - Req-Full** - This is the request message to create a new collection type record. An external system which intends to save payment details has to send the request in the format specified. The format of the message is called 'Full-screen', which includes all the fields (input fields and the display fields) as in the corresponding Oracle FLEXCUBE front-end screen.
- **CBDCLMNT_NEW - Req-IO** - This is the request message to create a new collection type record. An external system which intends to save payment details has to send the request in the format specified. The format of the message is called 'Input-only', which has only those fields that can be used to save.
- **CBDCLMNT_NEW - Res-Full** - This is the response message which is sent back to the external system when a new collection type record is created. The format of the message is called 'Full-screen response', which includes all the fields (input fields and the display fields) as in the corresponding Oracle FLEXCUBE screen.
- **CBDCLMNT_NEW - Res-PK** - This is the response message which is sent back to the external system when a new collection type record is created. The format of the message is called 'Primary-Key response', which includes only the primary key fields of the cheque book record in the Oracle FLEXCUBE data store.

6.2.17.18 CBDCLMNT_EXECUTEQUERY

This is the operation code is to query for collection type record. It involves the following messages:

- **CBDCLMNT_EXECUTEQUERY- Req-Full** - This is the request message to query for collection type record. An external system which intends to save payment details has to send the request in the format specified. The format of the message is called 'Full-screen', which includes all the fields (input fields and the display fields) as in the corresponding Oracle FLEXCUBE front-end screen.
- **CBDCLMNT_EXECUTEQUERY- Req-IO** - This is the request message to query for collection type record. An external system which intends to save payment details has to send the request in the format specified. The format of the message is called 'Input-only', which has only those fields that can be used to save.
- **CBDCLMNT_EXECUTEQUERY- Res-Full** - This is the response message which is sent back to the external system when collection type record is queried. The format of the message is called 'Full-screen response', which includes all the fields (input fields and the display fields) as in the corresponding Oracle FLEXCUBE screen.
- **CBDCLMNT_EXECUTEQUERY- Res-PK** - This is the response message which is sent back to the external system when collection type record is queried. The format of the message is called 'Primary-Key response', which includes only the primary key fields of the cheque book record in the Oracle FLEXCUBE data store.

6.2.17.19 CBDCLMNT_MODIFY

This is the operation code is to modify collection type record. It involves the following messages:

- **CBDCLMNT_MODIFY - Req-Full** - This is the request message to modify collection type record. An external system which intends to save payment details has to send the request

in the format specified. The format of the message is called 'Full-screen', which includes all the fields (input fields and the display fields) as in the corresponding Oracle FLEXCUBE front-end screen.

- CBDCLMNT_MODIFY - Req-IO - This is the request message to modify collection type record. An external system which intends to save payment details has to send the request in the format specified. The format of the message is called 'Input-only', which has only those fields that can be used to save.
- CBDCLMNT_MODIFY - Res-Full - This is the response message which is sent back to the external system when collection type record is modified. The format of the message is called 'Full-screen response', which includes all the fields (input fields and the display fields) as in the corresponding Oracle FLEXCUBE screen.
- CBDCLMNT_MODIFY - Res-PK - This is the response message which is sent back to the external system when collection type record is modified. The format of the message is called 'Primary-Key response', which includes only the primary key fields of the cheque book record in the Oracle FLEXCUBE data store.

6.2.17.20 CBDNRMNT_NEW

This is the operation code is to create CB notary code record. It involves the following messages:

- CBDNRMNT_NEW - Req-Full - This is the request message to create CB notary code record. An external system which intends to save payment details has to send the request in the format specified. The format of the message is called 'Full-screen', which includes all the fields (input fields and the display fields) as in the corresponding Oracle FLEXCUBE front-end screen.
- CBDNRMNT_NEW - Req-IO - This is the request message to create CB notary code record . An external system which intends to save payment details has to send the request in the format specified. The format of the message is called 'Input-only', which has only those fields that can be used to save.
- CBDNRMNT_NEW - Res-Full - This is the response message which is sent back to the external system when CB notary code record is created. The format of the message is called 'Full-screen response', which includes all the fields (input fields and the display fields) as in the corresponding Oracle FLEXCUBE screen.
- CBDNRMNT_NEW - Res-PK - This is the response message which is sent back to the external system when CB notary code record is created. The format of the message is called 'Primary-Key response', which includes only the primary key fields of the cheque book record in the Oracle FLEXCUBE data store.

6.2.17.21 CBDNRMNT_EXECUTEQUERY

This is the operation code is to query for CB notary code. It involves the following messages:

- CBDNRMNT_EXECUTEQUERY- Req-Full - This is the request message to query for CB notary code. An external system which intends to save payment details has to send the request in the format specified. The format of the message is called 'Full-screen', which includes all the fields (input fields and the display fields) as in the corresponding Oracle FLEXCUBE front-end screen.
- CBDNRMNT_EXECUTEQUERY- Req-IO - This is the request message to query for CB notary code. An external system which intends to save payment details has to send the request in the format specified. The format of the message is called 'Input-only', which has only those fields that can be used to save.
- CBDNRMNT_EXECUTEQUERY- Res-Full - This is the response message which is sent back to the external system when query for CB notary code is queried. The format of the message is called 'Full-screen response', which includes all the fields (input fields and the display fields) as in the corresponding Oracle FLEXCUBE screen.

- **CBDNRMNT_EXECUTEQUERY- Res-PK** - This is the response message which is sent back to the external system when query for CB notary code is queried. The format of the message is called 'Primary-Key response', which includes only the primary key fields of the cheque book record in the Oracle FLEXCUBE data store.

6.2.17.22 CBDNRMNT MODIFY

This is the operation code is to modify CB notary code record. It involves the following messages:

- **CBDNRMNT__MODIFY - Req-Full** - This is the request message to modify CB notary code record. An external system which intends to save payment details has to send the request in the format specified. The format of the message is called 'Full-screen', which includes all the fields (input fields and the display fields) as in the corresponding Oracle FLEXCUBE front-end screen.
- **CBDNRMNT__MODIFY - Req-IO** - This is the request message to modify CB notary code record. An external system which intends to save payment details has to send the request in the format specified. The format of the message is called 'Input-only', which has only those fields that can be used to save.
- **CBDNRMNT__MODIFY - Res-Full** - This is the response message which is sent back to the external system when CB notary code record is modified. The format of the message is called 'Full-screen response', which includes all the fields (input fields and the display fields) as in the corresponding Oracle FLEXCUBE screen.
- **CBDNRMNT__MODIFY - Res-PK** - This is the response message which is sent back to the external system when CB notary code record is modified. The format of the message is called 'Primary-Key response', which includes only the primary key fields of the cheque book record in the Oracle FLEXCUBE data store.

6.2.17.23 CBDDLMNT NEW

This is the operation code is to create a new CB document location record. It involves the following messages:

- **CBDDLMNT_ NEW - Req-Full** - This is the request message to create a new CB document location record. An external system which intends to save payment details has to send the request in the format specified. The format of the message is called 'Full-screen', which includes all the fields (input fields and the display fields) as in the corresponding Oracle FLEXCUBE front-end screen.
- **CBDDLMNT_ NEW - Req-IO** - This is the request message to create a new CB document location record. An external system which intends to save payment details has to send the request in the format specified. The format of the message is called 'Input-only', which has only those fields that can be used to save.
- **CBDDLMNT_ NEW - Res-Full** - This is the response message which is sent back to the external system when CB document location record is created. The format of the message is called 'Full-screen response', which includes all the fields (input fields and the display fields) as in the corresponding Oracle FLEXCUBE screen.
- **CBDDLMNT_ NEW - Res-PK** - This is the response message which is sent back to the external system when CB document location record is created. The format of the message is called 'Primary-Key response', which includes only the primary key fields of the cheque book record in the Oracle FLEXCUBE data store.

6.2.17.24 CBDDLMNT EXECUTEQUERY

This is the operation code is to query for CB document. It involves the following messages:

- **CBDDLMNT_ EXECUTEQUERY- Req-Full** - This is the request message to query for CB document. An external system which intends to save payment details has to send the request in the format specified. The format of the message is called 'Full-screen', which

includes all the fields (input fields and the display fields) as in the corresponding Oracle FLEXCUBE front-end screen.

- CBDDLMENT_EXECUTEQUERY- Req-IO - This is the request message to query for CB document. An external system which intends to save payment details has to send the request in the format specified. The format of the message is called 'Input-only', which has only those fields that can be used to save.
- CBDDLMENT_EXECUTEQUERY- Res-Full - This is the response message which is sent back to the external system when query for CB document is queried. The format of the message is called 'Full-screen response', which includes all the fields (input fields and the display fields) as in the corresponding Oracle FLEXCUBE screen.
- CBDDLMENT_EXECUTEQUERY- Res-PK - This is the response message which is sent back to the external system when query for CB document is queried. The format of the message is called 'Primary-Key response', which includes only the primary key fields of the cheque book record in the Oracle FLEXCUBE data store.

6.2.17.25 CBDDLMENT MODIFY

This is the operation code is to modify CB document location record. It involves the following messages:

- CBDDLMENT_MODIFY - Req-Full - This is the request message to modify CB document location record. An external system which intends to save payment details has to send the request in the format specified. The format of the message is called 'Full-screen', which includes all the fields (input fields and the display fields) as in the corresponding Oracle FLEXCUBE front-end screen.
- CBDDLMENT_MODIFY - Req-IO - This is the request message to modify CB document location record. An external system which intends to save payment details has to send the request in the format specified. The format of the message is called 'Input-only', which has only those fields that can be used to save.
- CBDDLMENT_MODIFY - Res-Full - This is the response message which is sent back to the external system when CB document location record is modified. The format of the message is called 'Full-screen response', which includes all the fields (input fields and the display fields) as in the corresponding Oracle FLEXCUBE screen.
- CBDDLMENT_MODIFY - Res-PK - This is the response message which is sent back to the external system when CB document location record is modified. The format of the message is called 'Primary-Key response', which includes only the primary key fields of the cheque book record in the Oracle FLEXCUBE data store.

6.2.17.26 CBDDSMNT NEW

This is the operation code is to create the document status record. It involves the following messages:

- CBDDSMNT_NEW - Req-Full - This is the request message to create the document status record. An external system which intends to save payment details has to send the request in the format specified. The format of the message is called 'Full-screen', which includes all the fields (input fields and the display fields) as in the corresponding Oracle FLEXCUBE front-end screen.
- CBDDSMNT_NEW - Req-IO - This is the request message to create the document status record. An external system which intends to save payment details has to send the request in the format specified. The format of the message is called 'Input-only', which has only those fields that can be used to save.
- CBDDSMNT_NEW - Res-Full - This is the response message which is sent back to the external system when the document status record is created. The format of the message

is called 'Full-screen response', which includes all the fields (input fields and the display fields) as in the corresponding Oracle FLEXCUBE screen.

- CBDDSMNT_NEW - Res-PK - This is the response message which is sent back to the external system when the document status record is created. The format of the message is called 'Primary-Key response', which includes only the primary key fields of the cheque book record in the Oracle FLEXCUBE data store.

6.2.17.27 CBDDSMNT_EXECUTEQUERY

This is the operation code is to create CB contract. It involves the following messages:

- CBDDSMNT_EXECUTEQUERY - Req-Full - This is the request message to create CB contract. An external system which intends to save payment details has to send the request in the format specified. The format of the message is called 'Full-screen', which includes all the fields (input fields and the display fields) as in the corresponding Oracle FLEXCUBE front-end screen.
- CBDDSMNT_EXECUTEQUERY - Req-IO - This is the request message to create CB contract. An external system which intends to save payment details has to send the request in the format specified. The format of the message is called 'Input-only', which has only those fields that can be used to save.
- CBDDSMNT_EXECUTEQUERY - Res-Full - This is the response message which is sent back to the external system when contract is created. The format of the message is called 'Full-screen response', which includes all the fields (input fields and the display fields) as in the corresponding Oracle FLEXCUBE screen.
- CBDDSMNT_EXECUTEQUERY - Res-PK - This is the response message which is sent back to the external system when contract is created. The format of the message is called 'Primary-Key response', which includes only the primary key fields of the cheque book record in the Oracle FLEXCUBE data store.

6.2.17.28 CBDDSMNT_MODIFY

This is the operation code is to modify the document status record. It involves the following messages:

- CBDDSMNT_MODIFY - Req-Full - This is the request message to modify the document status record. An external system which intends to save payment details has to send the request in the format specified. The format of the message is called 'Full-screen', which includes all the fields (input fields and the display fields) as in the corresponding Oracle FLEXCUBE front-end screen.
- CBDDSMNT_MODIFY - Req-IO - This is the request message to modify the document status record. An external system which intends to save payment details has to send the request in the format specified. The format of the message is called 'Input-only', which has only those fields that can be used to save.
- CBDDSMNT_MODIFY - Res-Full - This is the response message which is sent back to the external system when the document status record is modified. The format of the message is called 'Full-screen response', which includes all the fields (input fields and the display fields) as in the corresponding Oracle FLEXCUBE screen.
- CBDDSMNT_MODIFY - Res-PK - This is the response message which is sent back to the external system when the document status record is modified. The format of the message is called 'Primary-Key response', which includes only the primary key fields of the cheque book record in the Oracle FLEXCUBE data store.

6.2.17.29 CBDL0MNT_NEW

This is the operation code is to create CB location code. It involves the following messages:

- CBDLOMNT_ NEW - Req-Full - This is the request message to create CB location code . An external system which intends to save payment details has to send the request in the format specified. The format of the message is called 'Full-screen', which includes all the fields (input fields and the display fields) as in the corresponding Oracle FLEXCUBE front-end screen.
- CBDLOMNT_ NEW - Req-IO - This is the request message to create CB location code. An external system which intends to save payment details has to send the request in the format specified. The format of the message is called 'Input-only', which has only those fields that can be used to save.
- CBDLOMNT_ NEW - Res-Full - This is the response message which is sent back to the external system when CB location code is created. The format of the message is called 'Full-screen response', which includes all the fields (input fields and the display fields) as in the corresponding Oracle FLEXCUBE screen.
- CBDLOMNT_ NEW - Res-PK - This is the response message which is sent back to the external system when CB location code is created. The format of the message is called 'Primary-Key response', which includes only the primary key fields of the cheque book record in the Oracle FLEXCUBE data store.

6.2.17.30 CBDLOMNT_EXECUTEQUERY

This is the operation code is to query for CB location code. It involves the following messages:

- CBDLOMNT_ EXECUTEQUERY- Req-Full - This is the request message to query for CB location code. An external system which intends to save payment details has to send the request in the format specified. The format of the message is called 'Full-screen', which includes all the fields (input fields and the display fields) as in the corresponding Oracle FLEXCUBE front-end screen.
- CBDLOMNT_ EXECUTEQUERY- Req-IO - This is the request message to query for CB location code. An external system which intends to save payment details has to send the request in the format specified. The format of the message is called 'Input-only', which has only those fields that can be used to save.
- CBDLOMNT_ EXECUTEQUERY- Res-Full - This is the response message which is sent back to the external system when query for CB location code is queried. The format of the message is called 'Full-screen response', which includes all the fields (input fields and the display fields) as in the corresponding Oracle FLEXCUBE screen.
- CBDLOMNT_ EXECUTEQUERY- Res-PK - This is the response message which is sent back to the external system when query for CB location code is queried. The format of the message is called 'Primary-Key response', which includes only the primary key fields of the cheque book record in the Oracle FLEXCUBE data store.

6.2.17.31 CBDLOMNT_MODIFY

This is the operation code is to modify CB location code. It involves the following messages:

- CBDLOMNT_ MODIFY- Req-Full - This is the request message to modify CB location code. An external system which intends to save payment details has to send the request in the format specified. The format of the message is called 'Full-screen', which includes all the fields (input fields and the display fields) as in the corresponding Oracle FLEXCUBE front-end screen.
- CBDLOMNT_ MODIFY- Req-IO - This is the request message to modify CB location code. An external system which intends to save payment details has to send the request in the format specified. The format of the message is called 'Input-only', which has only those fields that can be used to save.
- CBDLOMNT_ MODIFY- Res-Full - This is the response message which is sent back to the external system when CB location code is modified. The format of the message is called

'Full-screen response', which includes all the fields (input fields and the display fields) as in the corresponding Oracle FLEXCUBE screen.

- CBDLOMNT_MODIFY- Res-PK - This is the response message which is sent back to the external system when CB location code is modified. The format of the message is called 'Primary-Key response', which includes only the primary key fields of the cheque book record in the Oracle FLEXCUBE data store.

6.2.17.32 CBDPRMNT_EXECUTEQUERY

This is the operation code is to query for CB location code. It involves the following messages:

- CBDPRMNT_EXECUTEQUERY - Req-Full - This is the request message to query for CB location code. An external system which intends to save payment details has to send the request in the format specified. The format of the message is called 'Full-screen', which includes all the fields (input fields and the display fields) as in the corresponding Oracle FLEXCUBE front-end screen.
- CBDPRMNT_EXECUTEQUERY - Req-IO - This is the request message to query for CB location code. An external system which intends to save payment details has to send the request in the format specified. The format of the message is called 'Input-only', which has only those fields that can be used to save.
- CBDPRMNT_EXECUTEQUERY - Res-Full - This is the response message which is sent back to the external system when query for CB location code is queried. The format of the message is called 'Full-screen response', which includes all the fields (input fields and the display fields) as in the corresponding Oracle FLEXCUBE screen.
- CBDPRMNT_EXECUTEQUERY - Res-PK - This is the response message which is sent back to the external system when query for CB location code is queried. The format of the message is called 'Primary-Key response', which includes only the primary key fields of the cheque book record in the Oracle FLEXCUBE data store.

6.2.17.33 CBDRQMNT_NEW

This is the operation code is to create extension request for CB contract. It involves the following messages:

- CBDRQMNT_NEW - Req-Full - This is the request message to create extension request for CB contract. An external system which intends to save payment details has to send the request in the format specified. The format of the message is called 'Full-screen', which includes all the fields (input fields and the display fields) as in the corresponding Oracle FLEXCUBE front-end screen.
- CBDRQMNT_NEW - Req-IO - This is the request message to create extension request for CB contract. An external system which intends to save payment details has to send the request in the format specified. The format of the message is called 'Input-only', which has only those fields that can be used to save.
- CBDRQMNT_NEW - Res-Full - This is the response message which is sent back to the external system when CB contract extension request is created. The format of the message is called 'Full-screen response', which includes all the fields (input fields and the display fields) as in the corresponding Oracle FLEXCUBE screen.
- CBDRQMNT_NEW - Res-PK - This is the response message which is sent back to the external system when CB contract extension request is created. The format of the message is called 'Primary-Key response', which includes only the primary key fields of the cheque book record in the Oracle FLEXCUBE data store.

6.2.17.34 CBDRQMNT_EXECUTEQUERY

This is the operation code is to query extension request for CB contract. It involves the following messages:

- CDRQMNT_ EXECUTEQUERY - Req-Full - This is the request message to query extension request for CB contract. An external system which intends to save payment details has to send the request in the format specified. The format of the message is called 'Full-screen', which includes all the fields (input fields and the display fields) as in the corresponding Oracle FLEXCUBE front-end screen.
- CDRQMNT_ EXECUTEQUERY - Req-IO - This is the request message to query extension request for CB contract. An external system which intends to save payment details has to send the request in the format specified. The format of the message is called 'Input-only', which has only those fields that can be used to save.
- CDRQMNT_ EXECUTEQUERY - Res-Full - This is the response message which is sent back to the external system when an extension request for CB contract is queried contract is created. The format of the message is called 'Full-screen response', which includes all the fields (input fields and the display fields) as in the corresponding Oracle FLEXCUBE screen.
- CDRQMNT_ EXECUTEQUERY - Res-PK - This is the response message which is sent back to the external system when an extension request for CB contract is queried. The format of the message is called 'Primary-Key response', which includes only the primary key fields of the cheque book record in the Oracle FLEXCUBE data store.

6.2.17.35 **CDRQMNT MODIFY**

This is the operation code is to modify extension request for CB contract.. It involves the following messages:

- CDRQMNT_ MODIFY - Req-Full - This is the request message to modify extension request for CB contract. An external system which intends to save payment details has to send the request in the format specified. The format of the message is called 'Full-screen', which includes all the fields (input fields and the display fields) as in the corresponding Oracle FLEXCUBE front-end screen.
- CDRQMNT_ MODIFY - Req-IO - This is the request message to modify extension request for CB contract. An external system which intends to save payment details has to send the request in the format specified. The format of the message is called 'Input-only', which has only those fields that can be used to save.
- CDRQMNT_ MODIFY - Res-Full - This is the response message which is sent back to the external system when extension request for CB contract is modified. The format of the message is called 'Full-screen response', which includes all the fields (input fields and the display fields) as in the corresponding Oracle FLEXCUBE screen.
- CDRQMNT_ MODIFY - Res-PK - This is the response message which is sent back to the external system when extension request for CB contract is modified. The format of the message is called 'Primary-Key response', which includes only the primary key fields of the cheque book record in the Oracle FLEXCUBE data store.

7. Planned Outage Support Server

7.1 Introduction

Planned Outage Support Server (POSS) is the data replica of the host server and facilitates the channels to support the database server without any downtime during the planned outages.

When POSS is active:

- EOD will not run
- Non-Channel Interface has to be switched off.
- ELCM enterprise has to be switched off.
- Messaging and notification cannot be done.

A new server state XML is created for which the path is decided based on the entry in the properties file. The XML will contain a parameter <SERVERSTATE> which can have any of the following values:

- A – Available
- S – Sleep
- U – Unavailable
- R - Replay

Gateway EJB will take the request information from the SSB when the full session bean retains the information.

7.2 Handling Planned Outages

The various stages of planned outages are described as below:

7.2.1 Host Up

When the request comes from the channel, it will reach the Gateway EJB or MDB and the bean check for the state of server. If the server state is 'A' (Available), the bean picks up the JNDI host server details from the properties file and add a parameter to the xml which implies that the request is being served at the host.

Then the request will be processed at the back end and the response from the back end will reach the bean and then to the endpoint.

7.2.2 Outage Start

Using the restore point, the request data will be synchronized from host server to POSS. Before the planned outage, the server state has to be changed into 'S' (Sleep) from 'A' to indicate that the server will be down as soon as the synchronization starts.

During synchronization, if any new request comes to the bean, the gateway layer will reject the request and a XML error message will be generated. Once the synchronization is completed, the server state will be changed into 'U' (Unavailable) which indicates the bean that the host server is down and from then on any request that comes will be processed at POSS.

7.2.3 Host Down and POSS Up:

When the host is down and POSS is up, the server state will be 'U'. During this time, all the requests that reach the bean will be served at POSS. The bean picks up the JNDI details of POSS from the properties file, establishes a connection, and sends the request which will be logged into a table at the backend.

The log table will have details which will indicate if:

- the response has been built successfully
- the request has to be replayed at the host during replay
- any error has occurred and oracle SCN

The response is sent back to the bean which will send the response to the end point.

7.2.4 Host Up, Start Replay from POSS:

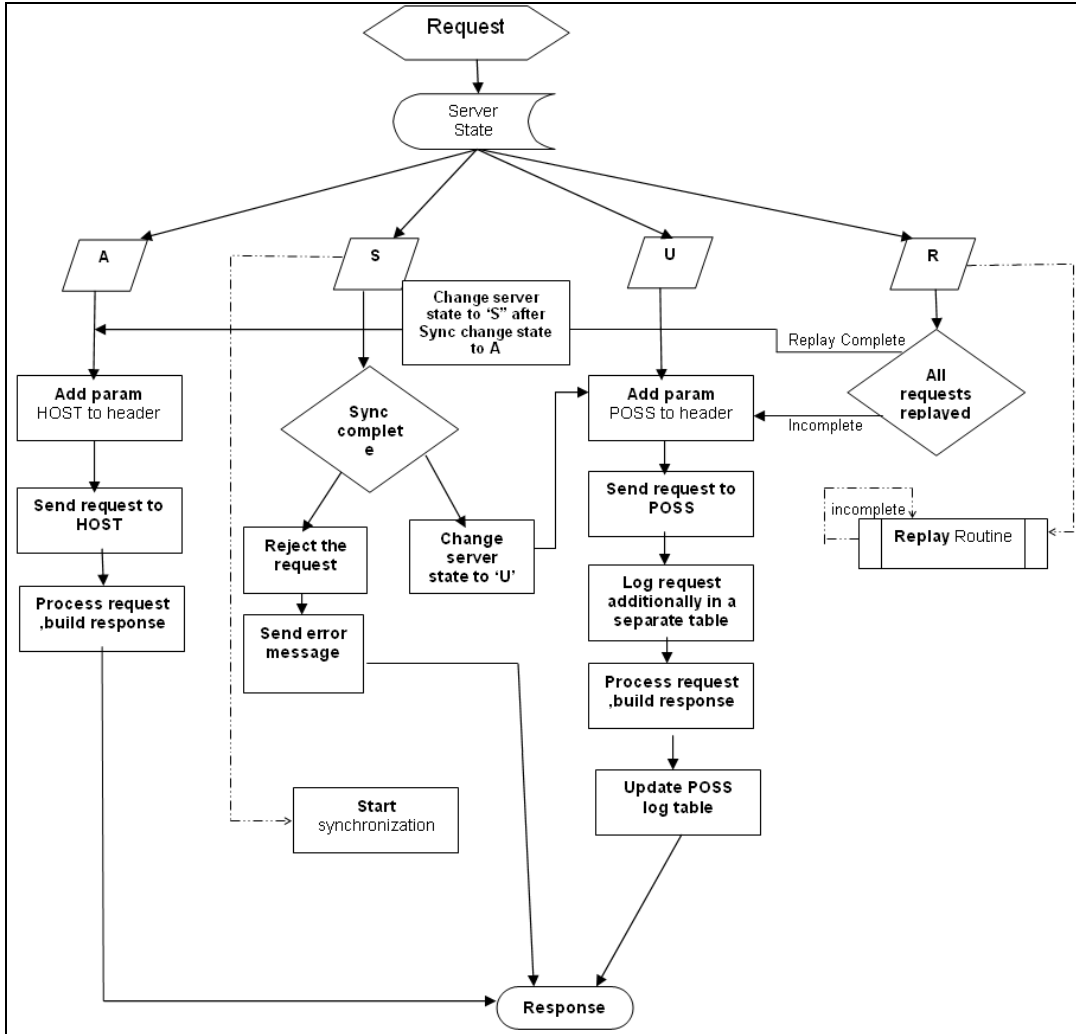
Once the host is up, a 'REPLAY ROUTINE' (which is a java routine) is carried out which consists of the following steps:

- The server state will be changed from 'U' to 'R' (Replay mode).
- The replay routine will get the requests from the log table at POSS for which response building has been completed and these will be replayed to the host.
- The replay routine logs all message logs and places the message onto Oracle AQ on the Host database.
- Multiple processes, equal to the number of locks defined, start the request processing based on SCN.
- Each process will replay the requests on to the host by calling a procedure in the service router.
- Once a record is replayed, the thread updates the log table indicating that the replay of this record is complete.

When the server state is 'R' and any new request comes to the bean, it will execute a DAO to check for records in POSS that need to be replayed to the host. If any such record is found, the new request is sent to POSS else the server state is changed from 'R' to 'A'.

When the server state is 'R' the bean also slows down the processing of new requests to ensure there is a switch over back to host.

The following chart will depict a clear picture of request information that pass on to the various stages that are discussed.



7.2.5 ELCM Impact

When the request comes, two ELCM gateways are deployed pointing towards the Host and the POSS. The external interface at ELCM will be switched off and the transactions which are initiated through FLEXCUBE will be serviced.

7.3 Services Supported during Outage

The following Services are supported during Planned Outage:

7.3.1 FCUBSFT Service

The operations that are supported under FCUBSFT services are:

- Cancel FT Contract

- Create FT Contract

7.3.2 FCUBSPC Service

The operations that are supported under FCUBSFT services are:

- Create PC Contract
- Create PC Maint
- Close PC Contract
- Create PC ClientAgg

7.3.3 FCUBSSI Service

The operations that are supported under FCUBSSI services are:

- Create SI Contract
- Close SI Contract

7.3.4 FCUBSTD Service

The operations that are supported under FCUBSTD services are:

- Create TDAcc
- Query TDRedemption

7.3.5 FCUBSCL Service

The FCUBSCL services support the 'Save Payment' operation.

7.3.6 FCUBSLD Service

The operations that are supported under FCUBSLD services are:

- Create LD Contract
- Create LD Payment

7.3.7 FCUBSAcc Service

The operations that are supported under FCUBSAcc services are:

- Create CustAcc
- Check Book New

7.3.8 FCUBS Customer Service

The operations that are supported under FCUBS Customer services are:

- Create Customer
- Modify Customer
- Modify CustAcc
- Query CustAcc

7.3.9 FCUBSIL Service

The operations that are supported under FCUBSIL services are:

- Close ILSweep
- Delete ILSweep
- Query ILSweep
- Modify ILSweep
- Create ILSweep
- Close ILGroup
- Delete ILGroup
- Query ILGroup
- Modify ILGroup
- Create ILGroup

7.3.10 FCUBSLC Service

The operations that are supported under FCUBSLC services are:

- Create LCContract
- Modify LCContract

7.3.11 FCUBSFX Service

The FCUBSFX services support the 'Create FX Contract' operation.

7.3.12 FCUBSCG Service

The FCUBSCG services support the 'Create Stop Payment' operation.

7.3.13 FCUBSSwitch Service

The FCUBSSwitch services support the 'Switch Transaction' operation.

8. Screen Glossary

8.1 Function ID List

The following table lists the function id and the function description of the screens covered as part of this User Manual.

Function ID	Function Description
CODSORCE	Upload Source Maintenance
CODUPLDM	Upload Source Preferences Maintenance
GWDEXFUN	External System Functions - Detailed
GWDEXSYS	External System Maintenance
GWDINBRW	Incoming Message Browser - Detail
GWDNTFEN	Notifications Enroute Maintenance
GWDNTFIN	Notifications Installed - Detailed
GWDOTBRW	Outgoing Message Browser
GWSEXFUN	External System Functions - Summary
GWSEXSYS	External System Summary
GWSINBRW	Incoming Message Browser
GWSNTFIN	Notifications Installed Summary
GWSOTBRW	Outgoing Message Browser
GWSPBROW	Duplicate Message Browser Summary
STDGWINT	Gateway Maintenance



Gateway Services

[April] [2014]
Version 11.3.83.02.0

Oracle Financial Services Software Limited

Oracle Park

Off Western Express Highway
Goregaon (East)
Mumbai, Maharashtra 400 063
India

Worldwide Inquiries:

Phone: +91 22 6718 3000

Fax: +91 22 6718 3001

www.oracle.com/financialservices/

Copyright © 2005, 2014, Oracle and/or its affiliates. All rights reserved.

Oracle and Java are registered trademarks of Oracle and/or its affiliates. Other names may be trademarks of their respective owners.

U.S. GOVERNMENT END USERS: Oracle programs, including any operating system, integrated software, any programs installed on the hardware, and/or documentation, delivered to U.S. Government end users are 'commercial computer software' pursuant to the applicable Federal Acquisition Regulation and agency-specific supplemental regulations. As such, use, duplication, disclosure, modification, and adaptation of the programs, including any operating system, integrated software, any programs installed on the hardware, and/or documentation, shall be subject to license terms and license restrictions applicable to the programs. No other rights are granted to the U.S. Government.

This software or hardware is developed for general use in a variety of information management applications. It is not developed or intended for use in any inherently dangerous applications, including applications that may create a risk of personal injury. If you use this software or hardware in dangerous applications, then you shall be responsible to take all appropriate failsafe, backup, redundancy, and other measures to ensure its safe use. Oracle Corporation and its affiliates disclaim any liability for any damages caused by use of this software or hardware in dangerous applications.

This software and related documentation are provided under a license agreement containing restrictions on use and disclosure and are protected by intellectual property laws. Except as expressly permitted in your license agreement or allowed by law, you may not use, copy, reproduce, translate, broadcast, modify, license, transmit, distribute, exhibit, perform, publish or display any part, in any form, or by any means. Reverse engineering, disassembly, or decompilation of this software, unless required by law for interoperability, is prohibited.

The information contained herein is subject to change without notice and is not warranted to be error-free. If you find any errors, please report them to us in writing.

This software or hardware and documentation may provide access to or information on content, products and services from third parties. Oracle Corporation and its affiliates are not responsible for and expressly disclaim all warranties of any kind with respect to third-party content, products, and services. Oracle Corporation and its affiliates will not be responsible for any loss, costs, or damages incurred due to your access to or use of third-party content, products, or services.