

Oracle FLEXCUBE UBS - OFSAA Integration
Oracle FLEXCUBE Universal Banking
Release 14.0.0.0.0

Part No. E88855-01

December 2017

Oracle FLEXCUBE UBS - OFSAA Integration User Guide
Oracle Financial Services Software Limited

Oracle Park

Off Western Express Highway
Goregaon (East)
Mumbai, Maharashtra 400 063
India

Worldwide Inquiries:

Phone: +91 22 6718 3000

Fax: +91 22 6718 3001

<https://www.oracle.com/industries/financial-services/index.html>

Copyright © 2007, 2017, Oracle and/or its affiliates. All rights reserved.

Oracle and Java are registered trademarks of Oracle and/or its affiliates. Other names may be trademarks of their respective owners.

U.S. GOVERNMENT END USERS: Oracle programs, including any operating system, integrated software, any programs installed on the hardware, and/or documentation, delivered to U.S. Government end users are “commercial computer software” pursuant to the applicable Federal Acquisition Regulation and agency-specific supplemental regulations. As such, use, duplication, disclosure, modification, and adaptation of the programs, including any operating system, integrated software, any programs installed on the hardware, and/or documentation, shall be subject to license terms and license restrictions applicable to the programs. No other rights are granted to the U.S. Government.

This software or hardware is developed for general use in a variety of information management applications. It is not developed or intended for use in any inherently dangerous applications, including applications that may create a risk of personal injury. If you use this software or hardware in dangerous applications, then you shall be responsible to take all appropriate failsafe, backup, redundancy, and other measures to ensure its safe use. Oracle Corporation and its affiliates disclaim any liability for any damages caused by use of this software or hardware in dangerous applications.

This software and related documentation are provided under a license agreement containing restrictions on use and disclosure and are protected by intellectual property laws. Except as expressly permitted in your license agreement or allowed by law, you may not use, copy, reproduce, translate, broadcast, modify, license, transmit, distribute, exhibit, perform, publish or display any part, in any form, or by any means. Reverse engineering, disassembly, or decompilation of this software, unless required by law for interoperability, is prohibited.

The information contained herein is subject to change without notice and is not warranted to be error-free. If you find any errors, please report them to us in writing.

This software or hardware and documentation may provide access to or information on content, products and services from third parties. Oracle Corporation and its affiliates are not responsible for and expressly disclaim all warranties of any kind with respect to third-party content, products, and services. Oracle Corporation and its affiliates will not be responsible for any loss, costs, or damages incurred due to your access to or use of third-party content, products, or services.

Contents

1. Preface	1-1
1.1 Introduction.....	1-1
1.2 Audience.....	1-1
1.3 Documentation Accessibility.....	1-1
1.4 Organization	1-1
1.5 Acronyms and Abbreviations.....	1-2
1.6 Glossary of Icons.....	1-2
1.7 Related Information Sources	1-2
2. Oracle FCUBS - OFSAA Integration	2-1
2.1 Scope	2-1
2.1.1 <i>Integration Scope in Oracle FLEXCUBE Universal Banking System</i>	<i>2-1</i>
2.1.2 <i>Integration Scope in Oracle Financial Services Analytical Applications</i>	<i>2-3</i>
2.2 Prerequisites in Oracle FLEXCUBE Universal Banking	2-3
2.2.1 <i>Maintenances</i>	<i>2-3</i>
2.3 Prerequisites in Oracle Financial Services Analytical Applications	2-4
2.4 Integration Architecture	2-5
2.5 Integration Process.....	2-5
2.6 Assumptions	2-6
3. Annexure	3-1
3.1 Data Transfer from FCUBS to OFSAA	3-1

1. Preface

1.1 Introduction

This document helps you acquaint with the information on inter-connecting Oracle FLEXCUBE Universal Banking System (FCUBS) with Oracle Financial Services Analytical Application (OFSAA).

Besides this user manual, while maintaining the interface related details, you can invoke the context sensitive help available for each field in FCUBS. This help describes the purpose of each field within a screen. You can obtain this information by placing the cursor on the relevant field and striking the <F1> key on the keyboard.

1.2 Audience

This manual is intended for the following User/User Roles:

Role	Function
Back office data entry Clerks	Input functions for maintenance related to the interface
End of day operators	Processing during end of day
Implementation Teams	For setting up integration

1.3 Documentation Accessibility

For information about Oracle's commitment to accessibility, visit the Oracle Accessibility Program website at <http://www.oracle.com/pls/topic/lookup?ctx=acc&id=docacc>.

1.4 Organization

This chapter is organized into following chapters:





Chapter	Description
Chapter 1	<i>Preface</i> gives information on the intended audience. It also lists the various chapters covered in this User Manual.
Chapter 2	<i>Oracle FCUBS - OFSAA Integration</i> explains the integration between Oracle FLEXCUBE Universal Banking and Oracle Financial Services Analytical Applications.
Chapter 3	<i>Annexure</i> provides the details of data exchange.

1.5 Acronyms and Abbreviations

Abbreviation	Description
System	Unless and otherwise specified, it always refers to Oracle FLEXCUBE Universal Banking system
FCUBS	Oracle FLEXCUBE Universal Banking System
OFSA	Oracle Financial Services Analytical Applications
DIH	Data Integration Hub
Source System	Oracle FLEXCUBE Universal Banking System (FCUBS)
EOD	End of Day
EOF	End of Financial Input
OD	Overdraft

1.6 Glossary of Icons

This user manual may refer to all or some of the following icons.

Icons	Function
	Exit
	Add row
	Delete row
	Option List

1.7 Related Information Sources

Along with this user manual you may also refer the following related resources:

- Oracle FLEXCUBE Universal Banking Installation Manual
- FCUBS-OFSA Data Transfer matrix

2. Oracle FCUBS - OFSAA Integration

The integration between the Oracle FLEXCUBE Universal Banking System (FCUBS) and the Oracle Financial Services Analytical Applications (OFSAA) enables the financial institutions to:

- get insights to customer patterns based on the data captured in core banking
- achieve end-to-end improvement in business delivery
- achieve effective performance and risk free management using the available customer data

This integration is achieved by handing off FCUBS core banking data via staging tables to OFSAA using DIH connector.

This chapter contains the following sections:

- [Section 2.1, "Scope"](#)
- [Section 2.2, "Prerequisites in Oracle FLEXCUBE Universal Banking"](#)
- [Section 2.3, "Prerequisites in Oracle Financial Services Analytical Applications"](#)
- [Section 2.4, "Integration Architecture"](#)
- [Section 2.5, "Integration Process"](#)
- [Section 2.6, "Assumptions"](#)

2.1 Scope

This section describes the scope of the integration with respect to each system, i.e. FCUBS and OFSAA.

This section contains the following topics:

- [Section 2.1.1, "Integration Scope in Oracle FLEXCUBE Universal Banking System"](#)
- [Section 2.1.2, "Integration Scope in Oracle Financial Services Analytical Applications"](#)

2.1.1 Integration Scope in Oracle FLEXCUBE Universal Banking System

During the integration following data are provided to OFSAA in the FCUBS staging table. .

Module	Hand off Details
Core Entities	<ul style="list-style-type: none">• Customer address, phone numbers and email IDs• Customer education and employment details• Customer marital status• Customer relationship details• Details of organizations that are the customers• Exchange rate information• Details of all geographical locations and transaction channels of the bank• Details of the loan product category and list of all products

Module	Hand off Details
Current Account and Savings Account	<ul style="list-style-type: none"> • All the personal and business addresses, e-mail IDs and phone numbers associated with an account • List of branch transactions • CASA account ledger and transactions on OD accounts • Interest rates of CASA and OD accounts
Consumer Lending	<ul style="list-style-type: none"> • All the personal and business addresses, email IDs and phone numbers associated with an account • Loan contract transactions details • Repayment schedules of contracts like loan, mortgages, OD and credit cards
Term Deposit	<ul style="list-style-type: none"> • Term deposit product processor and term deposit ledger table details
Enterprise Limits and Collateral Management	<ul style="list-style-type: none"> • Details of the collaterals submitted by the customer for various loan contracts • Customer credit line details • Market value and original value of the collaterals
General Ledger	<ul style="list-style-type: none"> • GL book parameters and the list of GL items available in FCUBS • GL balance of the customer • Interbank correspondent transactions of a customer
Foreign Exchange	<ul style="list-style-type: none"> • Forex account transaction data of a customer • Foreign exchange contracts of a customer • Exchange rates between two currencies
Money Marketing	<ul style="list-style-type: none"> • Borrowing records of the customer • Money market transaction data
Corporate Deposit	<ul style="list-style-type: none"> • Corporate deposit contracts and accounting entries
Securities	<ul style="list-style-type: none"> • Securities instrument contracts, securities deals, securities accounting entries • Security repo contracts and security repo accounting entries
Letters of Credit	<ul style="list-style-type: none"> • Letters of credit contracts and accounting entries • Guarantee contracts • Letters of credit documents, goods and parties

Module	Hand off Details
Bills and Collections	<ul style="list-style-type: none"> • Bills and Collection contracts and accounting entries
Exchange Trade Derivatives	<ul style="list-style-type: none"> • Exchange Trade Derivatives (Futures) and Derivatives (FRA) transactions • Exchange Trade Derivatives (Options) and OTC (CCO and IRO) transactions
Derivatives	<ul style="list-style-type: none"> • Derivatives transactions
Loan Syndication	<ul style="list-style-type: none"> • Loan contracts and transactions
Collections	<ul style="list-style-type: none"> • Collection details
Leasing	<ul style="list-style-type: none"> • Lease contracts

2.1.2 Integration Scope in Oracle Financial Services Analytical Applications

Refer 'FCUBS Connectors User Guide' and 'Data Integration Hub User Guide' to know about integration scope in OFSAA.

2.2 Prerequisites in Oracle FLEXCUBE Universal Banking

Set up Oracle FLEXCUBE Universal Banking Application. OFSAA user will have read-only access to this application. The access is provided only to particular extraction tables.

Refer the 'Oracle FLEXCUBE Universal Banking Installation' manual.

This section contains the following topic:

- [Section 2.2.1, "Maintenances"](#)

2.2.1 Maintenances

Complete the maintenances discussed below.

2.2.1.1 Interest Rates Parameters

To calculate the interest rates of CASA and OD accounts, you need to maintain the following parameters in 'Interest and Charges Product Maintenance' (ICDPRMNT) screen:

- Default Credit Interest IC Product - IC product linked with credit interest rule
- Default Debit Interest IC Product - IC product linked with debit interest rule

The CASA account classes are linked to default credit and debit interest IC product to derive CASA interest rates.

Note

If an IC product is linked to both debit and credit interest rules, then you can maintain that IC product as Default Credit Interest IC Product and Default Debit Interest IC Product.

2.2.1.2 Interest Rate UDE

You need to maintain the UDE for CASA interest rate in 'Interest and Charges Product Maintenance' screen (ICDPRMNT). The Interest Rate UDE maintained in this screen is used as Interest Rate UDE in Rule Maintenance screen (ICDRUMNT).

If the account class of a CASA or OD account is linked to one or more credit or debit interest IC product, then the interest rate of that account will be the main UDE maintained in the default credit or debit interest IC product. If main UDE is not maintained in the IC product, the interest rate can be left blank.

Note

You need to manually maintain the data for default credit and debit IC product and UDE in the table AATB_ICTM_INTEREST_RATE to calculate the interest rates for CASA and OD accounts.

For further details on 'Interest and Charges Product Maintenance' screen and Rule Maintenance screen, refer to Interest and Charges User Manual.

2.2.1.3 Maintaining Batch Programs

You need to maintain the batch program 'EMXTRACT' using 'Mandatory Batch Program Maintenance' (EIDMANPE) screen. This batch extracts the data from Oracle FLEXCUBE during end of financial input (EOFI) stage. It is recommended that the extraction of data from FLEXCUBE UBS is done from the reporting environment and not the production environment. You also need to maintain the extraction routine.

2.2.1.4 Maintaining Extraction Routines

You can maintain the data extraction routines in the maintenance table called 'ESTM_DEST_TABLES'. This table is used to maintain extraction routines and should be maintained manually with the following values along with other details:

Column Name	Description
ORD_OF_EXT	Order of extraction in which routine will be executed. This should be a unique value.
TABLE_NAME	Name of the staging table to be populated with data.
ROUTINE	Routine to be executed. The format should be 'Package.procedure'
INTEGRATION_NAME	OFSAA

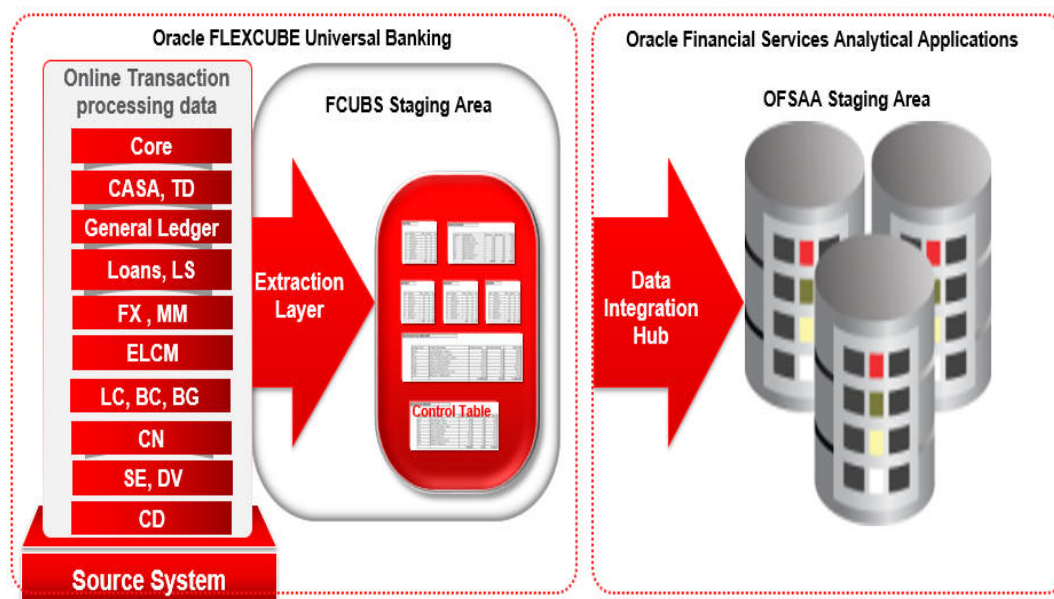
All the parameters such as extraction date, previous extraction date, log required and so on are maintained in maintenance table 'CSTB_EIS_PARAM'. In this table the KEYID is the primary key.

2.3 Prerequisites in Oracle Financial Services Analytical Applications

Refer 'FCUBS Connectors User Guide' and 'Data Integration Hub User Guide' for details on the prerequisites in OFSAA.

2.4 Integration Architecture

The following diagram provides information on the integration architecture followed in FCUBS-OFSAA integration.



2.5 Integration Process

FLEXCUBE has pre-defined staging tables required for OFSAA extracts. During EOFI batch, the module wise data is extracted to staging tables in FCUBS. FCUBS provides a control table to indicate successful data extraction. OFSAA pulls the data from the tables in FCUBS using the DIH connector.

The transfer or extraction of data from FCUBS to OFSAA differs based on the staging tables as follows:

- Master table - Incremental data between two extraction dates are transferred.
- Maintenances and contract tables - Entire transaction data are transferred in each extraction.
- Transaction table - Data related to the transactions created on the extraction date are transferred.

During data extraction you can check the status of the extraction routines in the table ESTB_JOB_CONTROL. The column STATUS shows whether the routine is in progress (W) or has failed (F) or has completed successfully (S). At the time of extraction all the routines from maintenance table 'ESTM_DEST_TABLES' are inserted to 'ESTB_JOB_CONTROL' for the current extraction date with initial status as 'W'. This status will be updated accordingly when the routine is completed successfully (S) or unsuccessfully (F).

Extraction Log

You can have the logs generated as part of EOD for each table. EOD log captures the complete extraction process. The table level extraction log contains the details of each data transfer.

Errors in the data extraction process and the failure reasons are logged in an error data store. These errors are rectified manually and the batch is run again for the failed data.

2.6 Assumptions

Unique Names for Loan Products and Loan Account Classes

Ensure that the loan products and loan account classes maintained in FCUBS have unique names. Name of any loan product should not be identical to the name of an account class.

3.1 Data Transfer from FCUBS to OFSAA

For details on data transfer from FCUBS to OFSAA, refer the excel sheet [FCUBS_OFSAA_Data_Transfer_Details.xls](#).

This sheet has the following details:

- Source System
- Target System
- Data Transferred
- Source System Module
- FCUBS Staging Table Name
- Extraction Package Name
- Target System Table Name
- Extraction Routine
- Data Included in the Extraction