

# **Financial Crime Graph Model**

**Matching Guide**

**Release 8.0.8.1.0**

**November 2020**

**E91246-01**

**ORACLE®**

**Financial Services**

Copyright © 2021 Oracle and/or its affiliates. All rights reserved.

This software and related documentation are provided under a license agreement containing restrictions on use and disclosure and are protected by intellectual property laws. Except as expressly permitted in your license agreement or allowed by law, you may not use, copy, reproduce, translate, broadcast, modify, license, transmit, distribute, exhibit, perform, publish, or display any part, in any form, or by any means. Reverse engineering, disassembly, or decompilation of this software, unless required by law for interoperability, is prohibited.

The information contained herein is subject to change without notice and is not warranted to be error-free. If you find any errors, please report them to us in writing.

If this is software or related documentation that is delivered to the U.S. Government or anyone licensing it on behalf of the U.S. Government, then the following notice is applicable:

U.S. GOVERNMENT END USERS: Oracle programs, including any operating system, integrated software, any programs installed on the hardware, and/or documentation, delivered to U.S. Government end users are “commercial computer software” pursuant to the applicable Federal Acquisition Regulation and agency-specific supplemental regulations. As such, use, duplication, disclosure, modification, and adaptation of the programs, including any operating system, integrated software, any programs installed on the hardware, and/or documentation, shall be subject to license terms and license restrictions applicable to the programs. No other rights are granted to the U.S. Government.

This software or hardware is developed for general use in a variety of information management applications. It is not developed or intended for use in any inherently dangerous applications, including applications that may create a risk of personal injury. If you use this software or hardware in dangerous applications, then you shall be responsible to take all appropriate fail-safe, backup, redundancy, and other measures to ensure its safe use. Oracle Corporation and its affiliates disclaim any liability for any damages caused by use of this software or hardware in dangerous applications.

Oracle and Java are registered trademarks of Oracle and/or its affiliates. Other names may be trademarks of their respective owners.

Intel and Intel Xeon are trademarks or registered trademarks of Intel Corporation. All SPARC trademarks are used under license and are trademarks or registered trademarks of SPARC International, Inc. AMD, Opteron, the AMD logo, and the AMD Opteron logo are trademarks or registered trademarks of Advanced Micro Devices. UNIX is a registered trademark of The Open Group.

This software or hardware and documentation may provide access to or information about content, products, and services from third parties. Oracle Corporation and its affiliates are not responsible for and expressly disclaim all warranties of any kind with respect to third-party content, products, and services unless otherwise set forth in an applicable agreement between you and Oracle. Oracle Corporation and its affiliates will not be responsible for any loss, costs, or damages incurred due to your access to or use of third-party content, products, or services, except as set forth in an applicable agreement between you and Oracle.

For information on third party licenses, click [here](#).

# Document Control

The following table provides the details of the version control for the document.

**Table 1: Document Control**

Version Number	Revision Date	Changes Done
8.0.8.0.0	Updated: September 2020	Updated the document for the Financial Crime Graph Model Matching Guide for v8.0.8.0.0 Release.
8.0.7.4.0	Updated: April 2020	Updated the document for the Financial Crime Graph Model Matching Guide for v8.0.7.4.0 Release.
8.0.7.3.0	Created: March 2019	Created the first version of the Financial Crime Graph Model Matching Guide for v8.0.7.3.0 Release.

The table records the number of revisions or changes done to this document as part of a release. The version control specifies that the document was last updated as part of v8.0.8.0.0 release in August 2020.

---

## Table of Contents

<b>1</b>	<b>Introduction .....</b>	<b>5</b>
<b>2</b>	<b>Scoring Method .....</b>	<b>1</b>
2.1	Default Method.....	1
2.2	Jaro Winkler.....	1
<b>3</b>	<b>Matching Rulesets.....</b>	<b>3</b>
3.1	Example.....	3
3.1.1	<i>Calculation of Score</i> .....	7
<b>4</b>	<b>OFSAA Support Contact Details .....</b>	<b>9</b>
<b>5</b>	<b>Send Us Your Comments.....</b>	<b>10</b>

# 1 Introduction

In FCC Studio, data is obtained from FCDM (Financial Crime Data Model) to generate Financial Crime Graph Model. The graph model includes nodes for entities such as Customers, Accounts, Events, and Derived Entities, and edges for transactions and relationships.

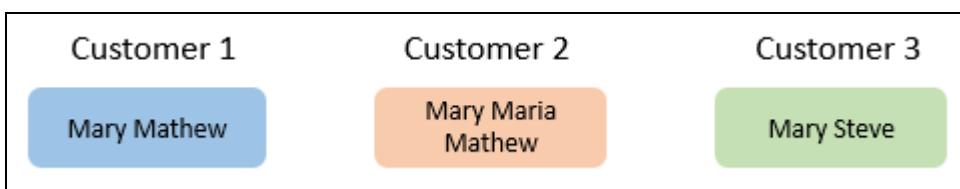
Entity Resolution compares nodes with the objective to identify pairs or groups of nodes that refer to the same entity. Entity Resolution creates Similarity Edges between nodes by comparing the attributes of the nodes and identifying where the similarity is significant enough to create an edge so the nodes are linked with the graph model and can be analyzed as a single entity.

Entity matching rules are used to compare nodes of different types. For example, deduplicating customers, resolving derived entities, or linking customers or derived entities to external data such as panama papers or sanctions lists with different rules and thresholds.

For example:

A customer holds three different accounts in a bank with three different customer details.

**Figure 1: Customers in a Bank**



The following table provides the customer details of Customer 1, Customer 2, and Customer 3 in a bank.

**Table 1: Customer Details**

Customer Details	Customer 1	Customer 2	Customer 3
Source	Source System 1	Source System 2	Source System 3
Name	Mary Mathew	Mary Maria Mathew	Mary Steve
Email	Mary.Mathew@gmail.com	Mary.Mathew@gmail.com	Mary.Steve@gmail.com
Phone	Phone Number 1	Phone Number 2	Phone Number 3
Country	United States	United States	United States
State	California	California	Washington
Address	Redwood City	Redwood City	15th St NW
DOB	1 Jan 1995	1 Jan 1995	1 Jan 1995
Tax ID	Tax ID 1	-	Tax ID 1

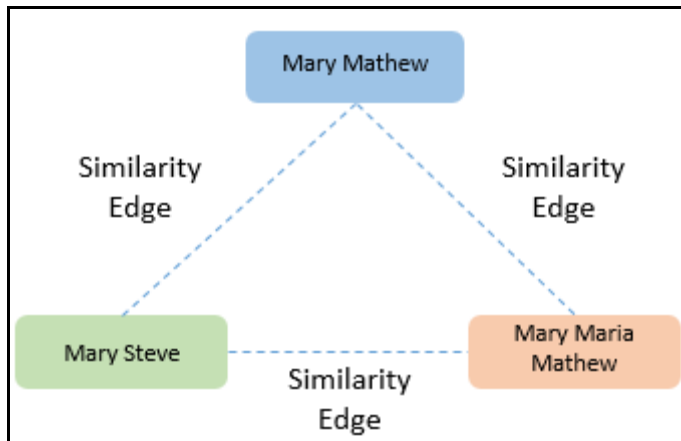
The customer details include source from which the customer data is obtained, name, Email, phone number, country, state, address, date of birth, and tax ID of the customer.

Using Entity Resolution, you can execute the Customer to Customer Ruleset on the customer data to compare the nodes such as Customer Name, Email, Phone, Country, State, Address, DOB, and Tax ID.

The result obtains an exact match on the DOB and TaxID, and fuzzy match on the Customer Name, Email ID, Address, State, and Country, and no match for the phone number.

This helps to derive to a conclusion to draw Similarity Edges between the three customers in the Bank.

**Figure 2: Derived Similarity Edges for Customers in a Bank**



## 2 Scoring Method

The scoring methods used in the entity resolution component are as follows:

- [Default Method](#)
- [Jaro Winkler](#)

### 2.1 Default Method

The distance is computed by finding the number of edits which transforms one string to another. The transformations allowed are as follows:

- Insertion: Adding a new character
- Deletion: Deleting a character
- Substitution: Replace one character with another

By performing these operations, the algorithm attempts to modify the first string to match the second one. The final result obtained is the edit distance.

For example:

1. `textdistance.levenshtein('arrow', 'arow')`  
1
2. `textdistance.levenshtein.normalized_similarity('arrow', 'arow')`  
0.8

Here, if you insert single 'r' in string 2, that is, 'arow', it becomes same as the string 1. Hence, the edit distance is 1. Similar with Hamming distance, you can generate a bounded similarity score between 0 and 1. The similarity score obtained is 80%.

### 2.2 Jaro Winkler

This algorithms gives high scores for the following strings:

1. The strings that contain same characters, but within a certain distance from one another.
2. The order of the matching characters is same.

To be precise, the distance of finding similar character is one character less than half of the length of the longest string. So if the longest string has a length of five, a character at the start of the string 1 must be found before or on  $((5/2)-1) \sim 2$ nd position in the string 2. This is considered a valid match. Hence, the algorithm is directional and gives high score if matching is from the beginning of the strings.

For example:

1. `textdistance.jaro_winkler("mes", "messi")`  
0.86
2. `textdistance.jaro_winkler("crate", "crat")`  
0.96
3. `textdistance.jaro_winkler("crate", "atcr")`  
0.0

In first case, as the strings are matching from the beginning, high score is given. Similarly, in the second case, only one character was missing and that too at the end of the string 2, hence a very high score is given. In third case, the last two character of string 2 are rearranged by bringing them at front and hence results in 0% similarity.



### 3 Matching Rulesets

Each ruleset comprises of multiple rules. The ruleset compares the attributes that are defined in the rules for the source entity with the target entity.

The following table provides the list of rulesets that are packaged with the FCC Studio application.

**Table 1: List of Rulesets**

Ruleset Name	Source Node Type	Target Node Type
Customer To Customer Match	customer	customer
Customer To Derived Entity	customer	derived_entity
Derived Entity To Derived Entity	derived_entity	derived_entity
Customer To Ext Source - Offshore	customer	external_entity_offshore
Customer To Ext Source - Bahamas	customer	external_entity_bahamas
Customer To Ext Source - Paradise	customer	external_address_paradise
Customer To Ext Source - Panama	customer	external_entity_panama
Customer To Ext Source - Offshore Addr	customer	external_address_offshore
Customer To Ext Source - Bahamas Addr	customer	external_address_bahamas
Customer To Ext Source - Paradise Addr	customer	external_address_panama
Customer To Ext Source - Panama Addr	customer	external_address_paradise

Each ruleset contains pre-defined source and target node types. Each ruleset is used to compare the parameters/attributes of the source and target node types to obtain a match.

#### 3.1 Example

The following table provides the customer details of Customer 1, Customer 2, and Customer 3 in a bank.

**Table 2: Customer Details**

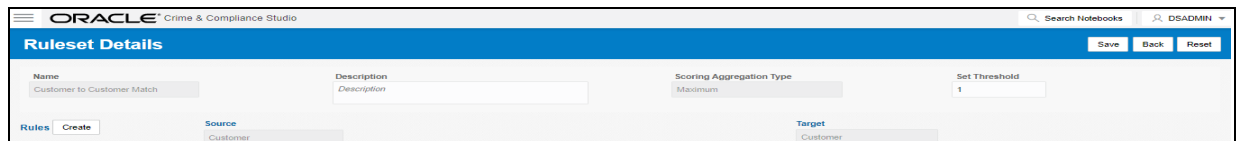
Customer Details	Customer 1	Customer 2	Customer 3
Source	Source System 1	Source System 2	Source System 3
Name	Mary Mathew	Mary Maria Mathew	Mary Steve
Email	Mary.Mathew@gmail.com	Mary.Mathew@gmail.com	Mary.Steve@gmail.com
Phone	Phone Number 1	Phone Number 2	Phone Number 3
Country	United States	United States	United States
State	California	California	Washington
Address	Redwood City	Redwood City	15th St NW
DOB	1 Jan 1995	1 Jan 1995	1 Jan 1995
Tax ID	Tax ID 1	-	Tax ID 1

The customer details include source from which the customer data is obtained, name, Email, phone number, country, state, address, date of birth, and tax ID of the customer.

The Customer to Customer Match ruleset compares the attributes defined for the source (customer) and target (customer) entities of each rule. If the score of the combination of the result obtained for all the rules in a ruleset is equal to or greater than the threshold set for the ruleset, a Similarity Edge is formed between the source and the target entity.

The Customer to Customer Match ruleset is given as follows:

**Figure 1: Ruleset Details**



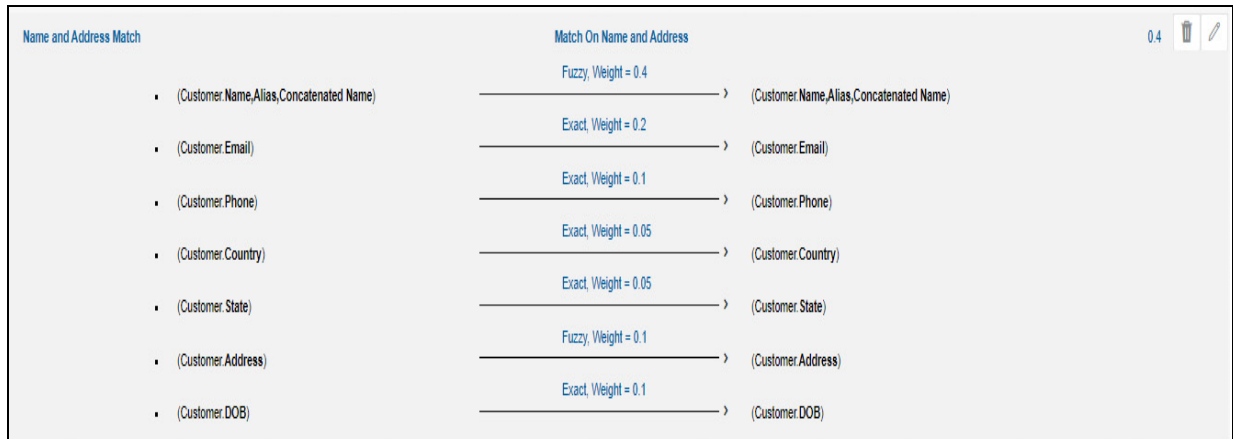
The following table provides the details of the Customer to Customer Ruleset.

**Table 3: Customer to Customer Ruleset**

Ruleset	Rules	Parameters/Attributes
Customer to Customer Ruleset	Name and Address Match	Name, Alias, Concatenated Name Email Phone Country State Address DOB Tax ID
Customer to Customer Ruleset	Tax ID	Tax ID

The Customer to Customer ruleset comprises of two rules, namely Name and Address Match and Tax ID. Each of these rules are applicable to pre-defined parameters/attributes. The rules are used to compare the parameters/attributes of the source and target node to obtain a match.

**Figure 2: Name and Address Match Rule**



The following table provides the how the Name and Address Match rule works.

**Table 4: Name and Address Match Rule**

Parameters/Attributes	Source Entity	Target Entity	Match Type	Weightage	Threshold	Description
Name, Alias, Concatenated Name	Customer	Customer	Fuzzy	0.4	0.5	<ul style="list-style-type: none"> <li>The Name, Alias, and Concatenated Name attributes of the source entity (Customer) is compared with the target entity (Customer) to obtain a fuzzy match.</li> <li>If the fuzzy match generates a result that is equal to or greater than the threshold value (0.5), a weightage of 0.4 is contributed to this match.</li> </ul>
Email	Customer	Customer	Exact	0.2	1	<ul style="list-style-type: none"> <li>The Email address of the source entity (Customer) is compared with the target entity (Customer) to obtain an exact match.</li> <li>If an exact match is obtained, a weightage of 0.2 is contributed to this match.</li> </ul>

**Table 4: Name and Address Match Rule**

Parameters/Attributes	Source Entity	Target Entity	Match Type	Weightage	Threshold	Description
Phone	Customer	Customer	Exact	0.1	1	<ul style="list-style-type: none"> <li>The phone number of the source entity (Customer) is compared with the target entity (Customer) to obtain an exact match.</li> <li>If an exact match is obtained, a weightage of 0.1 is contributed to this match.</li> </ul>
Country	Customer	Customer	Exact	0.05	1	<ul style="list-style-type: none"> <li>The country of the source entity (Customer) is compared with the target entity (Customer) to obtain an exact match.</li> <li>If an exact match is obtained, a weightage of 0.05 is contributed to this match.</li> </ul>
State	Customer	Customer	Exact	0.05	1	<ul style="list-style-type: none"> <li>The state of the source entity (Customer) is compared with target entity (Customer) to obtain an exact match.</li> <li>If an exact match is obtained, a weightage of 0.05 is contributed to this match.</li> </ul>
Addresses	Customer	Customer	Fuzzy	0.1	0.6	<ul style="list-style-type: none"> <li>The address of the source entity (Customer) is compared with the target entity (Customer) to obtain a fuzzy match.</li> <li>If the fuzzy match generates a result that is equal to or greater than the threshold value (0.6), a weightage of 0.1 is contributed to this match.</li> </ul>
DOB	Customer	Customer	Exact	0.1	1	<ul style="list-style-type: none"> <li>The date of birth of the source entity (Customer) is compared with the target entity (Customer) to obtain an exact match.</li> <li>If an exact match is obtained, a weightage of 0.1 is contributed to this match.</li> </ul>

For the Name and Address Match rule, the Source and Target entity is Customer, and the corresponding parameters/attributes are Name, Alias, Concatenated Name, Email, Phone, Country, State, Address, and Date of Birth. Based on the match type, the parameters/attributes of the source entity is compared with the target entity to obtain a match and the result contributes to the total result obtained for all the matches of the rule.

**Figure 3: Tax ID Rule**



The following table provides the how the Tax ID rule works.

**Table 5: Tax ID Rule**

Parameters/ Attributes	Source Entity	Target Entity	Match Type	Weight age	Description
Tax ID	Customer	Customer	Exact	1	<ul style="list-style-type: none"> <li>The Tax ID of the source entity (Customer) is compared with the target entity (customer) to obtain an exact match.</li> <li>If an exact match is obtained, a weightage of 1 is contributed to this match.</li> </ul>

For the Tax ID rule, the Source and Target entity is Customer, and the corresponding parameters/ attribute is Tax ID. Based on the match type, the parameters/attributes of the source entity is compared with the target entity to obtain a match.

### 3.1.1 Calculation of Score

The following table provides details on how to calculate the score for the Name and Address Match rule.

**Table 6: Calculation of Score**

Customer Details	Customer 1	Customer 2	Score	Weight (From Rule)	Weighted Score
Name	Mary Mathew	Mary Maria Mathew	93.07	0.4	37.22
Email	Mary.Mathew@gmail.com	Mary.Mathew@gmail.com	100	0.2	20
Phone	Phone Number 1	Phone Number 2	100	0.1	10
Country	United States	United States	100	0.05	5
State	California	California	100	0.05	5
Address	Redwood City	Redwood City	100	0.1	10
DOB	1 Jan 1995	1 Jan 1995	100	0.1	10
				Total=1	Total=97.22

The weightage obtained from the Name and Address Match rule contributes to the total weighted score.

The total score obtained is greater than the rule threshold of 40%, a Similarity Edge is created between Customer1 and Customer 2.

Similar calculation is performed for all possible combination of customers like Customer 2 and Customer 3, Customer 1 and Customer 3.

## **OFSAA Support Contact Details**

Raise a Service Request (SR) in [My Oracle Support \(MOS\)](#) for queries related to the OFSAA applications.

## Send Us Your Comments

Oracle welcomes your comments and suggestions on the quality and usefulness of this publication. Your input is an important part of the information used for revision.

- Did you find any errors?
- Is the information clearly presented?
- Do you need more information? If so, where?
- Are the examples correct? Do you need more examples?
- What features did you like most about this manual?

If you find any errors or have any other suggestions for improvement, indicate the title and part number of the documentation along with the chapter/section/page number (if available) and contact the Oracle Support.

Before sending us your comments, you might like to ensure that you have the latest version of the document wherein any of your concerns have already been addressed. You can access My Oracle Support site which has all the revised/recently released documents.



