

Services Installation Guide
Oracle Banking Credit Facilities Process Management
Release 14.1.0.0.0
Part No. E97614-01
July 2018



Oracle Banking Credit Facilities Process Management Services Installation Guide

Oracle Financial Services Software Limited
Oracle Park
Off Western Express Highway
Goregaon (East)
Mumbai, Maharashtra 400 063
India
Worldwide Inquiries:
Phone: +91 22 6718 3000
Fax: +91 22 6718 3001
www.oracle.com/financialservices/

Copyright © 2018, 2018 Oracle and/or its affiliates. All rights reserved.

Oracle and Java are registered trademarks of Oracle and/or its affiliates. Other names may be trademarks of their respective owners.

U.S. GOVERNMENT END USERS: Oracle programs, including any operating system, integrated software, any programs installed on the hardware, and/or documentation, delivered to U.S. Government end users are “commercial computer software” pursuant to the applicable Federal Acquisition Regulation and agency-specific supplemental regulations. As such, use, duplication, disclosure, modification, and adaptation of the programs, including any operating system, integrated software, any programs installed on the hardware, and/or documentation, shall be subject to license terms and license restrictions applicable to the programs. No other rights are granted to the U.S. Government.

This software or hardware is developed for general use in a variety of information management applications. It is not developed or intended for use in any inherently dangerous applications, including applications that may create a risk of personal injury. If you use this software or hardware in dangerous applications, then you shall be responsible to take all appropriate failsafe, backup, redundancy, and other measures to ensure its safe use. Oracle Corporation and its affiliates disclaim any liability for any damages caused by use of this software or hardware in dangerous applications.

This software and related documentation are provided under a license agreement containing restrictions on use and disclosure and are protected by intellectual property laws. Except as expressly permitted in your license agreement or allowed by law, you may not use, copy, reproduce, translate, broadcast, modify, license, transmit, distribute, exhibit, perform, publish or display any part, in any form, or by any means. Reverse engineering, disassembly, or decompilation of this software, unless required by law for interoperability, is prohibited. The information contained herein is subject to change without notice and is not warranted to be error-free. If you find any errors, please report them to us in writing.

This software or hardware and documentation may provide access to or information on content, products and services from third parties. Oracle Corporation and its affiliates are not responsible for and expressly disclaim all warranties of any kind with respect to third-party content, products, and services. Oracle Corporation and its affiliates will not be responsible for any loss, costs, or damages incurred due to your access to or use of third-party content, products, or services.

Table of Contents

1. PREFACE	1-1
1.1 INTRODUCTION	1-1
1.2 AUDIENCE.....	1-1
1.3 DOCUMENTATION ACCESSIBILITY	1-1
1.4 ORGANIZATION.....	1-1
1.5 RELATED DOCUMENTS	1-1
2. DATABASE SETUP.....	2-1
2.1 INTRODUCTION	2-1
2.2 PRE-REQUISITE	2-1
2.3 DATABASE SETUP	2-1
3. OBCFPM DOMAINS CONFIGURATION	6
3.1 PREREQUISITES	6
3.1.1 Collateral Domain Creation.....	6
3.1.2 External Check Domain Creation.....	6
3.1.3 Risk Domain Creation	6
3.1.4 Field Investigation Domain Creation	6
3.1.5 Facility Domain Creation.....	6
3.1.6 Maintenance Domain Creation.....	6
3.1.7 Handoff Domain Creation	6
3.1.8 Valuation Domain Creation.....	6
3.1.9 Legal Domain Creation	7
3.1.10 DocumentSafekeeping Domain Creation	7
3.1.11 Registration Domain Creation	7
3.1.12 PartyOnboarding Domain Creation.....	7
3.1.13 Stage Domain Creation.....	7
3.1.14 Scoring Domain Creation.....	7
3.1.15 Collateral Summary Domain Creation.....	7
3.1.16 Facility Party Summary Domain Creation.....	7
3.1.17 Covenant Domain Creation.....	7
3.1.18 Exception Domain Creation	7
3.1.19 Analysis Domain Creation	8
3.1.20 Dashboard Domain Creation	8
4. DATA SOURCES CREATION.....	8
4.1 PRE-REQUISITE	8
4.2 DATA SOURCES LIST	8
4.3 STEPS TO CREATE DATASOURCE	10
5. DEPLOYMENTS	10
5.1 PRE-REQUISITE	10
5.2 DEPLOYMENTS LIST.....	10
5.3 STEPS TO DEPLOY AS APPLICATION.....	12
6. RESTARTS AND REFRESH.....	13
6.1 RESTARTING SERVERS	13
7. LOGGING AREA	13
7.1 INTRODUCTION	13
7.1.1 Logging Area:-.....	13

1. Preface

1.1 Introduction

This guide would help you to install the OBCFPM services on designated environment. It is assumed that all the prior setup is already done related with WebLogic 12c installation, WebLogic managed server creation and Oracle DB installation. It is recommended to use dedicated managed server for each of the Plato infrastructure services.

1.2 Audience

This document is intended for WebLogic admin or ops-web team who are responsible for installing the OFSS banking products.

1.3 Documentation Accessibility

For information about Oracle's commitment to accessibility, visit the Oracle Accessibility Program website at <link need to update>

1.4 Organization

This installation user guide would allow you to install following services in same order

1. collateral-services
2. externalcheck-services
3. risk-services
4. fieldinvestigation-services
5. facility-services
6. maintenance-services
7. handOff-services
8. valuation-services
9. legal-services
10. documentsafekeeping-services
11. registration-services
12. partyonboarding-services
13. stage-services
14. scoring-services
15. collateral-summary-services
16. facility-party-summary-services
17. covenant-services
18. exception-services
19. analysis-services
20. dashboard-services

1.5 Related documents

<Please provide the details of related documents as applicable >

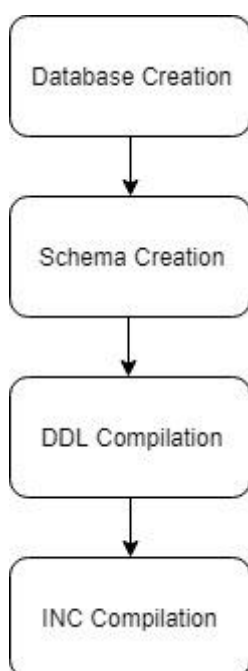
2. Database Setup

2.1 Introduction

In this section you are going to setup database related configuration for OBCFPM Installation. It is recommended to create different schema for each application. Below setup is designed to work with separate schema for each application

2.2 Pre-requisite

In this section, you are going to setup database related configuration for OBCLMO Installation. Before you proceed, ensure pre-installation setup is done. The pre-installation setup includes the configuration of database and creation of respective schemas. Once the setup is completed, the DDLs and INCs of each micro-service need to be compiled in the respective schemas. The DDLs and INCs ensure the creation of tables and availability of static data required for the execution of services.



2.3 Database Setup

To setup DB for OBCFPM below step need to be followed-
DDL's:-

Collect DDL's mentioned in the **From-Path** section of the below table and compile into respective schema.

Service Name	From-Path	Compile To
collateral-services	CommonInfra\Database\DDL	Collateral Schema

	OBCFPM\collateral-services\Database\DDL	
externalcheck-services	CommonInfra\Database\DDL	Externalcheck Schema
	OBCFPM\externalcheck-services\Database\DDL	
risk-services	CommonInfra\Database\DDL	Risk Schema
	OBCFPM\risk-services\Database\DDL	
fieldinvestigation-services	CommonInfra\Database\DDL	FieldInvestigation Schema
	OBCFPM\fieldinvestigation-services\Database\DDL	
facility-services	CommonInfra\Database\DDL	Facility Schema
	OBCFPM\facility-services\Database\DDL	
maintenance-services	CommonInfra\Database\DDL	Maintenance Schema
	OBCFPM\maintenance-services\Database\DDL	
valuation-services	CommonInfra\Database\DDL	Valuation Schema
	OBCFPM\valuation-services\Database\DDL	
legal-services	CommonInfra\Database\DDL	Legal Schema
	OBCFPM\legal-services\Database\DDL	
documentsafekeeping-services	CommonInfra\Database\DDL	DocumentSafekeeping Schema
	OBCFPM\documentsafekeeping-services\Database\DDL	
registration-services	CommonInfra\Database\DDL	Registration Schema
	OBCFPM\registration-services\Database\DDL	
partyonboarding-services	CommonInfra\Database\DDL	PartyOnboarding Schema
	OBCFPM\partyonboarding-services\Database\DDL	
stage-services	CommonInfra\Database\DDL	Stage Schema

	OBCFPM\stage-services\Database\DDL	
scoring-services	CommonInfra\Database\DDL	Scoring Schema
	OBCFPM\scoring-services\Database\DDL	
covenant-services	CommonInfra\Database\DDL	Covenant Schema
	OBCFPM\covenant-services\Database\DDL	
exception-services	CommonInfra\Database\DDL	Exception Schema
	OBCFPM\exception-services\Database\DDL	
dashboard-services	CommonInfra\Database\DDL	Dashboard Schema
	OBCFPM\dashboard-services\Database\DDL	

INC's:-

Collect INC's mentioned in the **From-Path** section of the below table and compile into respective schema.

Service Name	From-Path	Compile To
collateral-services	OBCFPM\collateral-services\Database\SMS\INC	SMS Schema
	CommonInfra\Database\INC	Collateral Schema
externalcheck-services	OBCFPM\externalcheck-services\Database\SMS\INC	SMS Schema
	CommonInfra\Database\INC	Externalcheck Schema
risk-services	OBCFPM\risk-services\Database\SMS\INC	SMS Schema
	CommonInfra\Database\INC	Risk Schema
	OBCFPM\risk-services\Database\INC	
fieldinvestigation-services	OBCFPM\fieldinvestigation-services\Database\SMS\INC	SMS Schema
	CommonInfra\Database\INC	FieldInvestigation Schema

facility-services	OBCFPM\facility-services\Database\SMS\INC	SMS Schema
	OBCFPM\facility-services\Database\INC	Facility Schema
	CommonInfra\Database\INC	
maintenance-services	OBCFPM\maintenance-services\Database\SMS\INC	SMS Schema
	OBCFPM\maintenance-services\Database\INC	Maintenance Schema
	CommonInfra\Database\INC	
valuation-services	OBCFPM\valuation-services\Database\SMS\INC	SMS Schema
	CommonInfra\Database\INC	Valuation Schema
legal-services	OBCFPM\legal-services\Database\SMS\INC	SMS Schema
	CommonInfra\Database\INC	Legal Schema
documentsafekeeping-services	OBCFPM\documentsafekeeping-services\Database\SMS\INC	SMS Schema
	CommonInfra\Database\INC	DocumentSafekeeping Schema
registration-services	OBCFPM\registration-services\Database\SMS\INC	SMS Schema
	CommonInfra\Database\INC	Registration Schema
partyonboarding-services	OBCFPM\partyonboarding-services\Database\SMS\INC	SMS Schema
	CommonInfra\Database\INC	PartyOnboarding Schema
stage-services	OBCFPM\stage-services\Database\SMS\INC	SMS Schema
	OBCFPM\stage-services\Database\INC	Stage Schema
	CommonInfra\Database\INC	
scoring-services	OBCFPM\scoring-services\Database\SMS\INC	SMS Schema
	OBCFPM\scoring-services\Database\INC	Scoring Schema

	CommonInfra\Database\INC	
covenant-services	OBCFPM\covenant-services\Database\SMS\INC	SMS Schema
	OBCFPM\covenant-services\Database\INC	Covenant Schema
	CommonInfra\Database\INC	
exception-services	OBCFPM\exception-services\Database\SMS\INC	SMS Schema
	CommonInfra\Database\INC	Exception Schema
dashboard-services	OBCFPM\dashboard-services\Database\SMS\INC	SMS Schema
	CommonInfra\Database\INC	Dashboard Schema

3. OBCFPM Domains Configuration

3.1 Prerequisites

1. Machine should have Java JDK1.8.0_171 has installed.
2. Oracle Fusion Middleware 12cR2 12.2.1.3 has to be installed on the machine.
[Note: Before proceeding with below steps complete Plato installation guided.]
3. Steps for creating all OBCFPM domains, properties like port numbers, names will be changing based on the domain. Screenshots provided for such deviations. Domain creation process remains the same.

3.1.1 Collateral Domain Creation

It is recommended to have different domain for collateral application. For Creating Domain and Configuration please refer to ANNEXURE-1 “**How to create and Cluster Configuration**”.

3.1.2 External Check Domain Creation

It is recommended to have different domain for externalCheck application. For Creating Domain and Configuration please refer to ANNEXURE-1 “**How to create and Cluster Configuration**”.

3.1.3 Risk Domain Creation

It is recommended to have different domain for risk application. For Creating Domain and Configuration please refer to ANNEXURE-1 “**How to create and Cluster Configuration**”.

3.1.4 Field Investigation Domain Creation

It is recommended to have different domain for fieldInvestigation application. For Creating Domain and Configuration please refer to ANNEXURE-1 “**How to create and Cluster Configuration**”.

3.1.5 Facility Domain Creation

It is recommended to have different domain for facility application. For Creating Domain and Configuration please refer to ANNEXURE-1 “**How to create and Cluster Configuration**”.

3.1.6 Maintenance Domain Creation

It is recommended to have different domain for maintenance application. For Creating Domain and Configuration please refer to ANNEXURE-1 “**How to create and Cluster Configuration**”.

4. Click Finish to complete the procedure.

3.1.7 Handoff Domain Creation

It is recommended to have different domain for handoff application. For Creating Domain and Configuration please refer to ANNEXURE-1 “**How to create and Cluster Configuration**”.

3.1.8 Valuation Domain Creation

It is recommended to have different domain for valuation application. For Creating Domain and Configuration please refer to ANNEXURE-1 “**How to create and Cluster Configuration**”.

3.1.9 Legal Domain Creation

It is recommended to have different domain for legal application. For Creating Domain and Configuration please refer to ANNEXURE-1 “**How to create and Cluster Configuration**”.

3.1.10 DocumentSafekeeping Domain Creation

It is recommended to have different domain for documentSafekeeping application. For Creating Domain and Configuration please refer to ANNEXURE-1 “**How to create and Cluster Configuration**”.

3.1.11 Registration Domain Creation

It is recommended to have different domain for registration application. For Creating Domain and Configuration please refer to ANNEXURE-1 “**How to create and Cluster Configuration**”.

3.1.12 PartyOnboarding Domain Creation

It is recommended to have different domain for partyOnboarding application. For Creating Domain and Configuration please refer to ANNEXURE-1 “**How to create and Cluster Configuration**”.

3.1.13 Stage Domain Creation

It is recommended to have different domain for stage application. For Creating Domain and Configuration please refer to ANNEXURE-1 “**How to create and Cluster Configuration**”.

3.1.14 Scoring Domain Creation

It is recommended to have different domain for scoring application. For Creating Domain and Configuration please refer to ANNEXURE-1 “**How to create and Cluster Configuration**”.

3.1.15 Collateral Summary Domain Creation

It is recommended to have different domain for collateralSummary application. For Creating Domain and Configuration please refer to ANNEXURE-1 “**How to create and Cluster Configuration**”.

3.1.16 Facility Party Summary Domain Creation

It is recommended to have different domain for facilityPartySummary application. For Creating Domain and Configuration please refer to ANNEXURE-1 “**How to create and Cluster Configuration**”.

3.1.17 Covenant Domain Creation

It is recommended to have different domain for covenant application. For Creating Domain and Configuration please refer to ANNEXURE-1 “**How to create and Cluster Configuration**”.

3.1.18 Exception Domain Creation

It is recommended to have different domain for exception application. For Creating Domain and Configuration please refer to ANNEXURE-1 “**How to create and Cluster Configuration**”.

3.1.19 Analysis Domain Creation

It is recommended to have different domain for analysis application. For Creating Domain and Configuration please refer to ANNEXURE-1 “How to create and Cluster Configuration”.

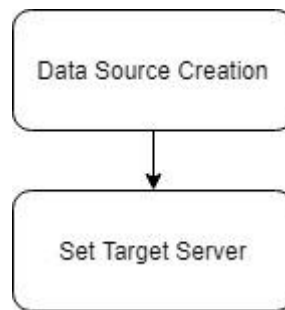
3.1.20 Dashboard Domain Creation

It is recommended to have different domain for dashboard application. For Creating Domain and Configuration please refer to ANNEXURE-1 “How to create and Cluster Configuration”.

4. Data Sources Creation

4.1 Pre-requisite

Database setup for OBCFPM has to be performed prior to deployment setup. The data sources for the respective micro-services must be created first before the application deployment. Each of the data source target to their corresponding servers on which the application will be deployed. The following sections explain the list of data sources required to be created for OBCLPM services and the steps to configure them in the server.



4.2 Data sources List

The table below lists the data sources to be created on each domain prior to deployment of applications onto managed servers.

Service Name	Data source Name	Data source JNDI	Targets
collateral-services	PLATO	jdbc/PLATO	Collateral Server (managed_server1)
	COLLATERAL	jdbc/CAMCOLLATERALAPI	
externalcheck-services	PLATO	jdbc/PLATO	Extenalcheck Server (managed_server1)
	EXTERNALCHECK	jdbc/CAMEXTERNALCHECK	
risk-services	PLATO	jdbc/PLATO	Risk Server (managed_server1)
	RISK	jdbc/CAMRISKEVAL	
fieldinvestigation-services	PLATO	jdbc/PLATO	FieldInvestigation Server (managed_server1)
	FIELDINVESTIGATION	jdbc/CAMFLDINV	

facility-services	PLATO	jdbc/PLATO	Facility Server (managed_server1)
	FACILITY	jdbc/FACILITY	
maintenance-services	PLATO	jdbc/PLATO	Maintenance Server (managed_server1)
	MAINTENANCE	jdbc/CAMMAINTENANCE	
registration-services	PLATO	jdbc/PLATO	Registration Server (managed_server1)
	REGISTRATION	jdbc/CAMREGSTRN	
valuation-services	PLATO	jdbc/PLATO	Valuation Server (managed_server1)
	VALUATION	jdbc/CAMVALUATION	
legal-services	PLATO	jdbc/PLATO	Legal Server (managed_server1)
	LEGAL	jdbc/CAMLEGOPN	
documentsafekeeping-services	PLATO	jdbc/PLATO	Safekeeping Server (managed_server1)
	SAFEKEEPING	jdbc/CAMSFKPNG	
partyonboarding-services	PLATO	jdbc/PLATO	PartyOnboarding Server (managed_server1)
	PARTYONBOARDING	jdbc/PARTYONBOARDING	
stage-services	PLATO	jdbc/PLATO	Stage Server (managed_server1)
	STAGE	jdbc/CAMSTAGE	
scoring-services	PLATO	jdbc/PLATO	Scoring Server (managed_server1)
	SCORING	jdbc/CAMSSCORING	
covenant-services	PLATO	jdbc/PLATO	Covenant Server (managed_server1)
	COVENANT	jdbc/CAMCOVNT	
exception-services	PLATO	jdbc/PLATO	Exception Server (managed_server1)
	EXCEPTION	jdbc/CAMEXCEPTION	
analysis-services	PLATO	jdbc/PLATO	Analysis Server (managed_server1)
	ANALYSIS	jdbc/ANALYSIS	
dashboard-services	PLATO	jdbc/PLATO	Dashboard Server (managed_server1)
	DASHBOARD	jdbc/CAMDASHBOARD	
handOff-services	PLATO	jdbc/PLATO	Handoff Server (managed_server1)
collateral-summary-services	PLATO	jdbc/PLATO	Collateral Summary Server (managed_server1)

facility-party-summary-services	PLATO	jdbc/PLATO	Facility Party Summary Server (managed_server1)
---------------------------------	-------	------------	---

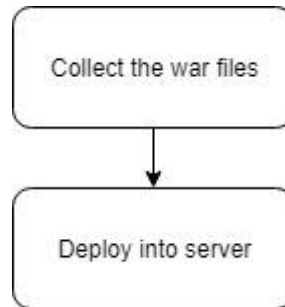
4.3 Steps to Create Datasource

For creating data source in please refer ANNEXURE-1 “How to create Data sources section”.

5. Deployments

5.1 Pre-requisite

The database setup and data sources creation have to be performed prior to the application deployment stage. Each of the services corresponds to a specific war file that needs to be deployed into the server. The following sections explain the list of war files of the OBCLPM application and the steps to deploy them into the server.



5.2 Deployments List

Below table give details of the deployments required on each domain for the obcfpm application to run. Deploy one after other in the same given order.

Application	Archive name	OSDC path	Targets
Collateral Services	collateral-services-1.0.0.war	{ unzip the file }OBCFPM\collateral-services\App	Collateral Server (managed_server1)
Externalcheck Services	externalcheck-services-1.0.0.war	{ unzip the file } OBCFPM\externalcheck-services\App	Externalcheck Server (managed_server1)
Risk Services	risk-services-1.0.0.war	{ unzip the file } OBCFPM\risk-services\App	Risk Server (managed_server1)
Fieldinvestigation Services	fieldinvestigation-services-1.0.0.war	{ unzip the file } OBCFPM\fieldinvestigation-services\App	FieldInvestigation Server (managed_server1)

Facility Services	facility-services-1.0.0.war	{unzip the file} OBCFPM\facility-services\App	Facility Server (managed_server1)
Maintenance Services	maintenance-services-1.0.0.war	{unzip the file} OBCFPM\maintenance-services\App	Maintenance Server (managed_server1)
Handoff Services	handOff-services-1.0.0.war	{unzip the file} OBCFPM\handOff-services\App	Handoff Server (managed_server1)
Valuation Services	valuation-services-1.0.0.war	{unzip the file} OBCFPM\valuation-services\App	Valuation Server (managed_server1)
Legal Services	legal-services-1.0.0.war	{unzip the file} OBCFPM\legal-services\App	Legal Server (managed_server1)
Documentsafekeeping Services	documentsafekeeping-services-1.0.0.war	{unzip the file} OBCFPM\documentsafekeeping-services\App	Safekeeping Server (managed_server1)
Registration Services	registration-services-1.0.0.war	{unzip the file} OBCFPM\registration-services\App	Registration Server (managed_server1)
Partyonboarding Services	partyonboarding-services-1.0.0.war	{unzip the file} OBCFPM\partyonboarding-services\App	PartyOnboarding Server (managed_server1)
Stage Services	stage-services-1.0.0.war	{unzip the file} OBCFPM\stage-services\App	Stage Server (managed_server1)
Scoring Services	scoring-services-1.0.0.war	{unzip the file} OBCFPM\scoring-services\App	Scoring Server (managed_server1)
Collateral Summary Services	collateral-summary-services-1.0.0.war	{unzip the file} OBCFPM\collateral-summary-services\App	Collateral Summary Server (managed_server1)
Facility Party Summary Services	facility-party-summary-services-1.0.0.war	{unzip the file} OBCFPM\facility-party-summary-services\App	Facility Party Summary Server (managed_server1)
Covenant Services	covenant-services-1.0.0.war	{unzip the file} OBCFPM\covenant-services\App	Covenant Server (managed_server1)
Exception Services	exception-services-1.0.0.war	{unzip the file} OBCFPM\exception-services\App	Exception Server (managed_server1)
Analysis Services	analysis-services-1.0.0.war	{unzip the file} OBCFPM\analysis-services\App	Analysis Server (managed_server1)

Dashboard Services	dashboard-services-1.0.0.war	{ unzip the file } OBCFPM\dashboard-services\App	Dashboard Server (managed_server1)
--------------------	------------------------------	--	---

5.3 **Steps to Deploy as Application**

To deploy application please refer ANNEXURE-1. “**How to deploy section**”.

6. Restarts and Refresh

Once everything is deployed, restart all the managed servers. And for each application call path “/refresh” for refreshing the configuration properties.

6.1 Restarting Servers

To restart the server please refer to ANNEXURE-1.”How to restart” section.

7. Logging Area

7.1 Introduction

This part of the document will talk about the logs area where after deployment of OBCFPM Applications in WebLogic server.

7.1.1 Logging Area:-

OBCFPM Application writes logs in the below area of the server-

<WEBLOGIC_DOMAIN_CONFIG_AREA/servers/OBCFPMAPP/logs/ OBCFPMAPP.out

Let’s assume a domain has been created **obcfpm_domain** with **managed_server** name called **OBCFPMAPP** in the following area of the server

/scratch/oracle/middleware/user_projects/domains/**obcfpm_domain**”. Logging area for OBCFPM applications would be
/scratch/oracle/middleware/user_projects/domains/obcfpm_domain/servers/OBCFPMAPP/ogs/ OBCFPMAPP.out.