

Dashboard User Guide
Oracle Banking Payments
Release 14.2.0.0.0

Part No. F11932-01

November 2018

Dashboard User Guide
Oracle Financial Services Software Limited

Oracle Park

Off Western Express Highway
Goregaon (East)
Mumbai, Maharashtra 400 063
India

Worldwide Inquiries:

Phone: +91 22 6718 3000

Fax: +91 22 6718 3001

www.oracle.com/financialservices/

Copyright © 2007, 2018, Oracle and/or its affiliates. All rights reserved.

Oracle and Java are registered trademarks of Oracle and/or its affiliates. Other names may be trademarks of their respective owners.

U.S. GOVERNMENT END USERS: Oracle programs, including any operating system, integrated software, any programs installed on the hardware, and/or documentation, delivered to U.S. Government end users are “commercial computer software” pursuant to the applicable Federal Acquisition Regulation and agency-specific supplemental regulations. As such, use, duplication, disclosure, modification, and adaptation of the programs, including any operating system, integrated software, any programs installed on the hardware, and/or documentation, shall be subject to license terms and license restrictions applicable to the programs. No other rights are granted to the U.S. Government.

This software or hardware is developed for general use in a variety of information management applications. It is not developed or intended for use in any inherently dangerous applications, including applications that may create a risk of personal injury. If you use this software or hardware in dangerous applications, then you shall be responsible to take all appropriate failsafe, backup, redundancy, and other measures to ensure its safe use. Oracle Corporation and its affiliates disclaim any liability for any damages caused by use of this software or hardware in dangerous applications.

This software and related documentation are provided under a license agreement containing restrictions on use and disclosure and are protected by intellectual property laws. Except as expressly permitted in your license agreement or allowed by law, you may not use, copy, reproduce, translate, broadcast, modify, license, transmit, distribute, exhibit, perform, publish or display any part, in any form, or by any means. Reverse engineering, disassembly, or decompilation of this software, unless required by law for interoperability, is prohibited.

The information contained herein is subject to change without notice and is not warranted to be error-free. If you find any errors, please report them to us in writing.

This software or hardware and documentation may provide access to or information on content, products and services from third parties. Oracle Corporation and its affiliates are not responsible for and expressly disclaim all warranties of any kind with respect to third-party content, products, and services. Oracle Corporation and its affiliates will not be responsible for any loss, costs, or damages incurred due to your access to or use of third-party content, products, or services.

Contents

1. About this Manual	1-1
1.1 Introduction.....	1-1
1.2 Audience.....	1-1
1.3 Documentation Accessibility.....	1-1
1.4 Organization	1-1
1.5 Glossary of Icons.....	1-1
2. Dashboards	2-1
2.1 Payments Dashboard Summary.....	2-1
2.2 Payments Queues Dashboard Summary	2-3
2.3 Message Status Dashboard	2-6

1. About this Manual

1.1 Introduction

This manual is designed to help you to quickly get familiar with the Dashboard module of Oracle Banking Payments. It takes you through the various stages in processing a Payments transaction.

1.2 Audience

This manual is intended for the following User/User Roles:

Role	Function
Payment Department Operators	Payments Transaction Input functions except Authorization.
Back Office Payment Department Operators	Payments related maintenances/Payment Transaction Input functions except Authorization
Payment Department Officers	Payments Maintenance/ Transaction Authorization
Bank's Financial Controller/ Payment Department Manager	Host level processing related setup for PM module and PM Dashboard/Query functions

1.3 Documentation Accessibility

For information about Oracle's commitment to accessibility, visit the Oracle Accessibility Program website at <http://www.oracle.com/pls/topic/lookup?ctx=acc&id=docacc>.


1.4 Organization




This manual is organized into the following chapters.:

Chapter	Description
Chapter 1	<i>About this Manual</i> gives information on the intended audience. It also lists the various chapters covered in this User Manual.
Chapter 2	<i>Dashboard</i> provides information on FCUBS Core maintenances.
Chapter 3	<i>Function ID Glossary</i> has alphabetical listing of Function/Screen ID's used in the module with page references for quick navigation.

1.5 Glossary of Icons

This User Manual may refer to all or some of the following icons:

Icons	Function
	Exit

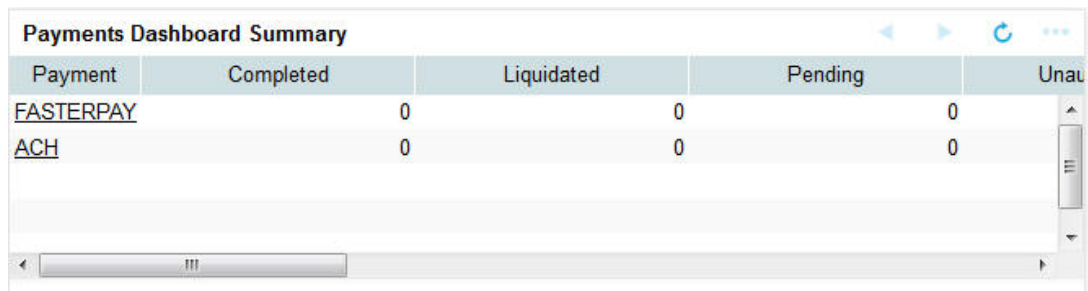
Icons	Function
	Add row
	Delete row
	Option List

2. Dashboards

2.1 Payments Dashboard Summary

The Payments Dashboard screen provides the matrix of completed or under processing transactions that are in various statuses for the logged in host.

In this dashboard screen, you can view the total transaction count for each payment type across all branch codes under the logged in host code with their corresponding transaction statuses.



Payment	Completed	Liquidated	Pending	Unau
FASTERPAY	0	0	0	
ACH	0	0	0	

On the click on the **Refresh** button, the system refreshes the total count of transactions for the logged in host.

You can select and click any payment type to get a count for every network code and transaction type combination with the corresponding transaction status.

.The following statuses are displayed in the dashboard:

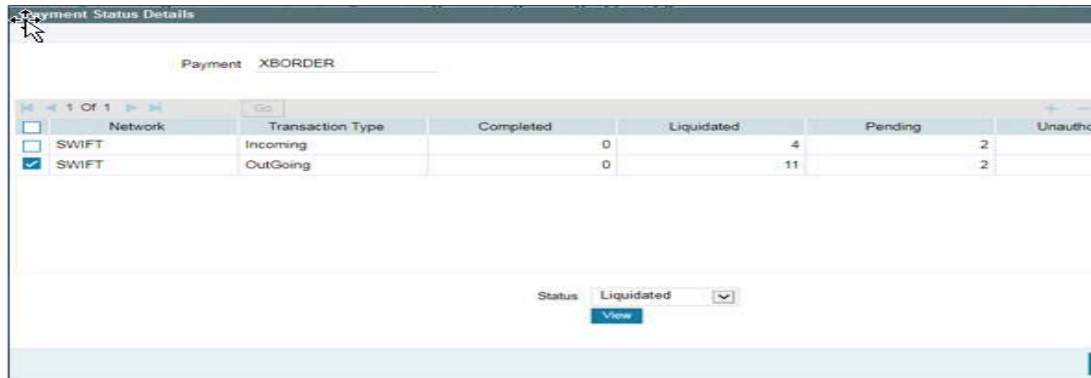
- Completed
- Liquidated
- Pending
- Unauthorized
- Rejected
- Returned
- Cancelled
- Reversed
- Future Valued

The transaction count is displayed for the following payment types:

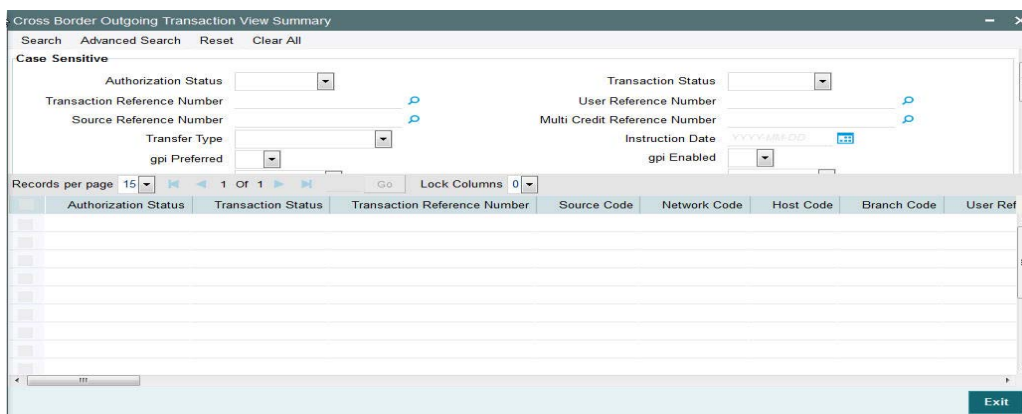
- ACH
- BOOK
- RTGS
- Faster Pay
- Cross Border
- DD

From dashboard screen, it is possible to drill down to a particular transaction.

On clicking the link for a Payment type, system displays the Outgoing and Incoming transactions per Network code of the selected payment type in different statuses, in a separate window.



Select the row for which further drill down is required and provide the status in the Status field. Click the View button and the related transaction summary screen is opened that lists the transactions in the queried status:



Note

- Auto-refresh feature is not available. You must click on the Refresh button to refresh the screen.
- The count will be displayed as 'zero' if there are no transactions for a specific transaction type and status combination.

The following statuses indicates the corresponding details:

Queue	Description
Completed	Displays the total count of transactions for a specific network code and transaction type combination, which are completed but yet to be dispatched, for the specified branch code.
Liquidated	Displays the total count of transactions for a specific network code and transaction type combination, which are completed successfully and dispatched to Network for the specified branch code.

Queue	Description
Pending	Displays the count of transactions for a specific network code and transaction type combination which are authorized and pending in progress, but are not currently present in any of the Exception Queues.
Unauthorized	Displays the count of unauthorized transactions for a specific network code and transaction type combination.
Rejected	Displays the count of transactions that are marked with contract status as 'Rejected' or "Network Rejected".
Returned	Displays the count of transactions that are marked with contract status as 'Returned' and no further child contract is created.
Recall Requested	Displays the count of transactions for which Recall is requested but not yet approved or rejected. This is applicable only for ACH transactions.
Reversed	Displays the count of transactions for a specific network code and transaction type combination with Transaction status as 'Reversed'.
Future Valued	Displays the count of future valued transactions that are booked in the system and marked for future dated processing.

2.2 Payments Queues Dashboard Summary

This screen provides a count of payment transactions that are held in different exception queues of the logged in host code. This screen also lists the number of records pending in the FX Unwind Queue.

In this dashboard screen, you can view the total transaction count for each payment type across all branch codes under the logged in host code with their corresponding queue statuses.

For more details on the queues, refer to Exception Queue User guide.

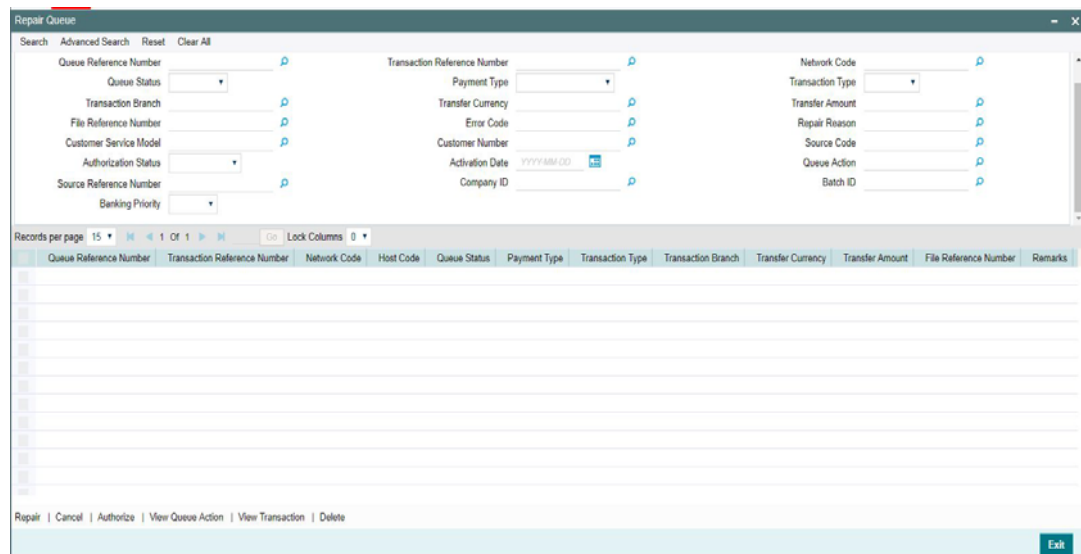
Payment	Repair Queue	Processing Cutoff Queue	Network Cutoff Queue	Auth
<u>FASTERPAY</u>	0	0	0	▲
<u>ACH</u>	0	0	0	

On the click on the Refresh button, the system refreshes the total count of payment transactions for each payment type.

You can select and click any payment type to get a count for every network code and transaction type combination with the corresponding exception status.



Select a particular row for which further drill down is required and provide the queue name and click the View button. The particular Queue opens with the list of transactions applicable for the row selected.



The following queues are available in the dashboard:

Queue Code	Name of Queue
TR	Repair Queue
BO	Business Override Queue

PE	Process Exception Queue
PC	Processing Cut-off Queue
NC	Network Post cut off Queue
AL	Auth Limit 1 and 2 Queue
EC	ECA/EAC
ER	Exchange Rate Queue
EE	External Exchange Rate Queue
SC	Sanction Check Queue
FC	FX Unwind Queue

Note

- Auto-refresh feature is not available. You must click on the Refresh button to refresh the screen.
 - The count will be displayed as 'zero' if there are no transactions for a specific transaction type and status combination.
 - Any child contract that is created during exception handling also appears on the dashboard screen.
-

The transaction count is displayed for the following payment types:.

- ACH
- BOOK
- RTGS
- Faster Pay
- Cross Border
- DD

The following queues displays the count of payment transactions for a specific network code and transaction type combination:

Queue	Description
Repair Queue	Displays the total count of transactions for a specific network code and transaction type combination that are in Repair Queue for the logged in host code.
Business Override Queue	Displays the total count of transactions for a specific network code and transaction type combination, which are in Business Override Queue for the logged in host code.
Process Exception Queue	Displays the count of transactions for a specific network code and transaction type combination which are in Process Exception Queue for the logged in host.
Network Cut Off Queue	Displays the count of transactions for a specific network code and transaction type combination which are in Network Cut Off Queue for the logged in host.
Processing Cut Off Queue	Displays the count of transactions for a specific network code and transaction type combination which are in Processing Cut Off Queue for the logged in host.
Auth Limit Queue	Displays the count of transactions for a specific network code and transaction type combination which are in Auth 1 and Auth 2 limit for the logged in host.
Exchange Rate Queue	Displays the count of transactions for a specific network code and transaction type combination which are in Exchange Rate Queue for the logged in host.
ECA Queue	Displays the count of transactions for a specific network code and transaction type combination which are in ECA/EAC Queue for the logged in host.
Sanctions Queue	Displays the count of transactions for a specific network code and transaction type combination which are in Sanctions Queue for the logged in host.
Print Queue	Displays the count of transactions which are in Print Queue for the logged in host.
FX Unwind Queue	Displays the number of pending transactions in the FX Unwind Queue for the logged in Host.
Prime Bank Queue	Displays the count of transactions which are in Prime Bank Queue for the logged in host.
External Exchange Rate Queue	Displays the count of transactions for a specific network code and transaction type combination which are in External Exchange Rate Queue for the logged in host.

2.3 Message Status Dashboard

The Message Status Dashboard screen provides the details of the SWIFT/RTGS transactions and message statuses count only for the logged in host.

The screenshot displays a dashboard with four data tables. The top-left table, 'Payment Priority Dashboard Summary', shows counts for networks (TARGET2, SWIFT, MEPS, EURO1) across priority levels (High, Urgent, Normal). The top-right table, 'Payments Queues Dashboard Summary', lists payment methods (XBORDER, RTGS, DD, BOOK, ACH) and their counts across various status codes (TR, PC, NC, A1, A2, ER, EC, EE, SC, BO, PE, EA). The bottom-left table, 'Message status Dashboard', tracks message counts for networks (TARGET2, SWIFT, MEPS, EURO1) across statuses (Pending ACK, ACK Received, NAK Received, Delivered, Non Delivered, MT012 Received, MT019). The bottom-right table, 'Payments Dashboard Summary', shows counts for payment methods (FASTERPAY, BOOK, ACH) across statuses (Pending, Unauthorized, Rejected, Canceled, Returned, Reversed, Future Valued, Recall Req).

Network	High	Urgent	Normal
TARGET2	44	0	0
SWIFT	77	0	1
MEPS	8	0	0
EURO1	2	1	0

Payment	TR	PC	NC	A1	A2	ER	EC	EE	SC	BO	PE	EA
XBORDER	53	6	5	0	0	0	1	4	20	33	9	0
RTGS	0	0	0	0	0	0	0	0	1	0	0	0
DD	4	0	0	0	0	0	0	0	0	0	1	0
BOOK	7	0	0	0	0	0	0	5	3	7	5	0
ACH	30	0	0	0	0	0	0	0	138	13	0	0

Network	Pending ACK	ACK Received	NAK Received	Delivered	Non Delivered	MT012 Received	MT019
TARGET2	37	0	0	0	0	0	2
SWIFT	168	0	0	0	0	2	1
MEPS	23	0	0	0	0	0	0
EURO1	2	0	0	0	0	0	0

Payment	Pending	Unauthorized	Rejected	Canceled	Returned	Reversed	Future Valued	Recall Req
FASTERPAY	0	0	0	0	0	0	0	0
BOOK	0	0	0	0	0	0	1	0
ACH	0	0	3	0	1	0	2	1

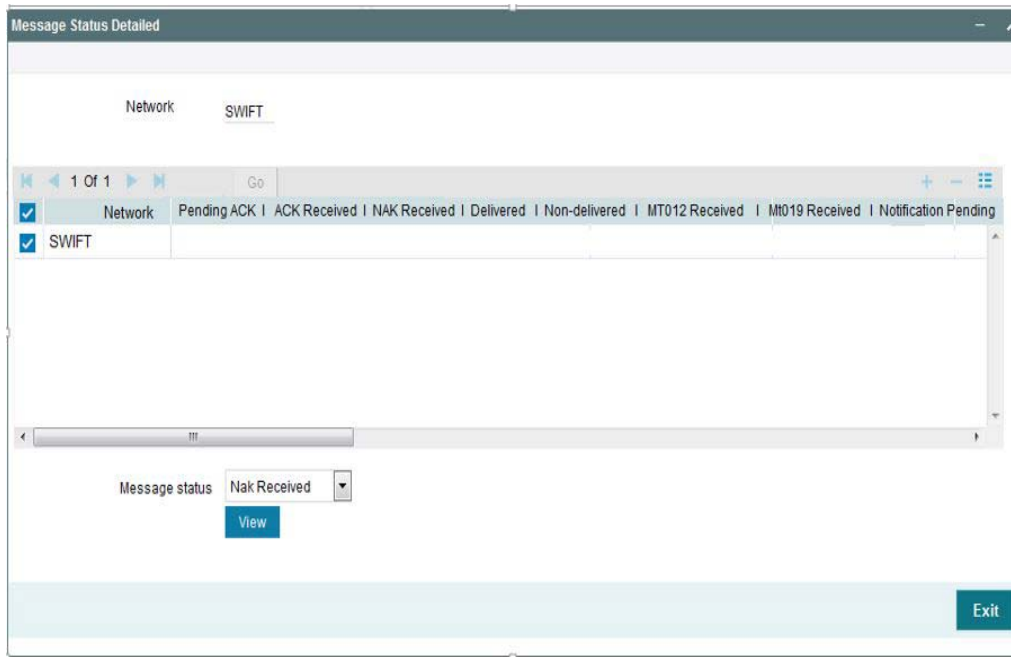
On the click on the **Refresh** button, the system refreshes the total count of transactions and message statuses for the logged in host.

Dashboard lists the number of messages based on the

- ACK/NAK received
- Delivery Notification Received
- RTGS Funding Notification

The following statuses are displayed Network-Wise:

- Pending ACK - Acknowledgement not yet received from SWIFT
- ACK Received
- NAK received
- Delivered - On receiving MT 011 delivery notification
- Non-delivered - MT 010 Non –delivery warning is received
- MT 012 Received - Funding notification received from SWIFT for RTGS messages sent
- MT 019 Received - Abort Notification received for RTGS message sent
- Notification Pending -Yet to receive MT 012 / MT 019 notification for RTGS message sent



On selecting a row, a detailed screen gets opened and the user can select the status for which the list of messages to be viewed.

Based on the status selected, Outbound Message Browser screen gets opened with related messages displayed.