

User Creation Utility
Oracle FLEXCUBE Investor Servicing
Release 14.1.0.0.0
[May] [2019]



Table of Contents

1.	USER CREATION UTILITY INSTALLATION	1-1
1.1	INTRODUCTION	1-1
1.2	BUILDING APPLICATION FOR SETUP	1-1

1. User Creation Utility Installation

1.1 Introduction

This document explains the process involved in installing User Creation Utility.

1.2 Building Application for Setup

To build the application for setup using the installer, follow the steps given below.

1. Double-click 'FCUBSInstaller.bat' batch file to launch Oracle FLEXCUBE Universal Installer. The following screen is displayed.



2. Select the application to be installed. Choose 'User Creation' and click 'Next' to proceed.

3. The following screen is displayed.

The screenshot shows the 'Oracle FLEXCUBE Universal Installer' window. The title bar includes the Oracle logo and the text 'Oracle FLEXCUBE Universal Installer'. The main window has a red header bar with 'Oracle FLEXCUBE Investor Servicing' and the 'ORACLE' logo. Below the header, the 'Database Installation' section is active, with the instruction 'Provide schema details.' A table with two columns, 'Name' and 'Value', contains the following entries:

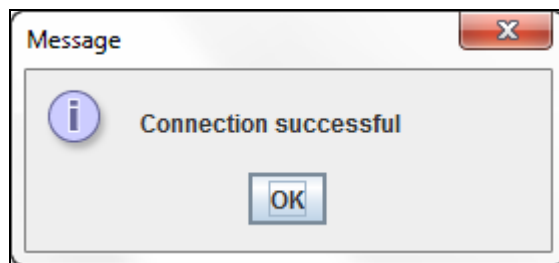
Name	Value
Username	username
Password	*****
Service Name	Servicename
IP Address	10.10.10.10
Port	1010
TNS Connect Descriptor	TNSNameforService

Below the table is a 'Test Connection' button. At the bottom of the window, there are four buttons: 'Log', 'Back', 'Next', and 'Exit'.

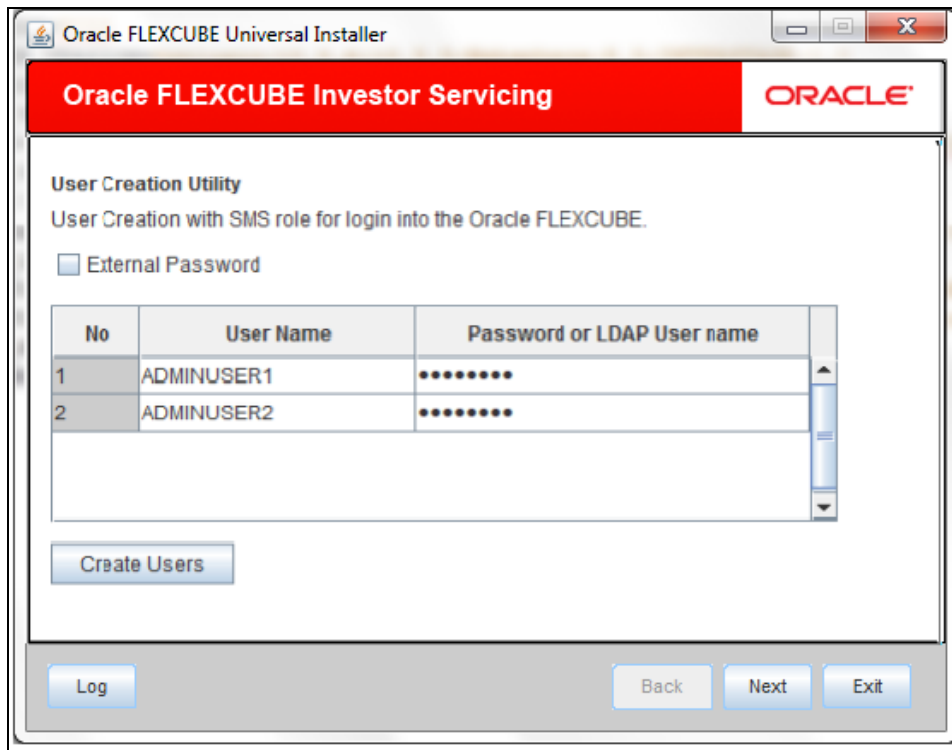
4. Specify the following schema details for which user have to be created

- User Name
- Password
- Service Name
- TNS Connect Descriptor
- IP Address
- Port

5. Click 'Test Connection' to check the status of the connection to database. If the connection is established, the system displays the following message.



6. Click 'Next' to proceed. The following screen is displayed.



The screenshot shows the 'Oracle FLEXCUBE Universal Installer' window. The title bar says 'Oracle FLEXCUBE Universal Installer'. The main window has a red header with 'Oracle FLEXCUBE Investor Servicing' and the 'ORACLE' logo. Below the header, the text 'User Creation Utility' is displayed, followed by 'User Creation with SMS role for login into the Oracle FLEXCUBE.' There is a checkbox labeled 'External Password' which is currently unchecked. Below this is a table with three columns: 'No', 'User Name', and 'Password or LDAP User name'. The table contains two rows: Row 1 with '1' in the 'No' column, 'ADMINUSER1' in the 'User Name' column, and '*****' in the 'Password or LDAP User name' column. Row 2 with '2' in the 'No' column, 'ADMINUSER2' in the 'User Name' column, and '*****' in the 'Password or LDAP User name' column. Below the table is a 'Create Users' button. At the bottom of the window are four buttons: 'Log', 'Back', 'Next', and 'Exit'.

No	User Name	Password or LDAP User name
1	ADMINUSER1	*****
2	ADMINUSER2	*****

7. Specify the following details

- Username
- Password

Username

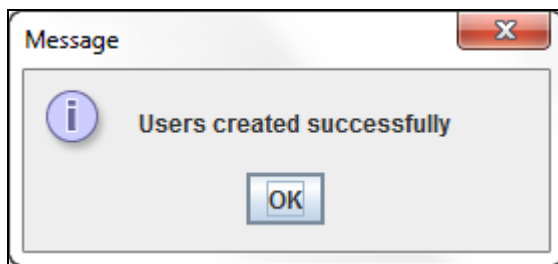
You cannot use '_' (Underscore) in the username.

Password

Specify the password.

Two users can be created at a time.

8. Click 'Create Users'. The following screen is displayed on successful creation of users.





User Creation Utility
[May] [2019]
Version 14.1.0.0.0

Oracle Financial Services Software Limited
Oracle Park
Off Western Express Highway
Goregaon (East)
Mumbai, Maharashtra 400 063
India

Worldwide Inquiries:
Phone: +91 22 6718 3000
Fax: +91 22 6718 3001
www.oracle.com/financialservices/

Copyright © [2007], [2019], Oracle and/or its affiliates. All rights reserved.

Oracle and Java are registered trademarks of Oracle and/or its affiliates. Other names may be trademarks of their respective owners.

U.S. GOVERNMENT END USERS: Oracle programs, including any operating system, integrated software, any programs installed on the hardware, and/or documentation, delivered to U.S. Government end users are "commercial computer software" pursuant to the applicable Federal Acquisition Regulation and agency-specific supplemental regulations. As such, use, duplication, disclosure, modification, and adaptation of the programs, including any operating system, integrated software, any programs installed on the hardware, and/or documentation, shall be subject to license terms and license restrictions applicable to the programs. No other rights are granted to the U.S. Government.

This software or hardware is developed for general use in a variety of information management applications. It is not developed or intended for use in any inherently dangerous applications, including applications that may create a risk of personal injury. If you use this software or hardware in dangerous applications, then you shall be responsible to take all appropriate failsafe, backup, redundancy, and other measures to ensure its safe use. Oracle Corporation and its affiliates disclaim any liability for any damages caused by use of this software or hardware in dangerous applications.

This software and related documentation are provided under a license agreement containing restrictions on use and disclosure and are protected by intellectual property laws. Except as expressly permitted in your license agreement or allowed by law, you may not use, copy, reproduce, translate, broadcast, modify, license, transmit, distribute, exhibit, perform, publish or display any part, in any form, or by any means. Reverse engineering, disassembly, or decompilation of this software, unless required by law for interoperability, is prohibited.

The information contained herein is subject to change without notice and is not warranted to be error-free. If you find any errors, please report them to us in writing.

This software or hardware and documentation may provide access to or information on content, products and services from third parties. Oracle Corporation and its affiliates are not responsible for and expressly disclaim all warranties of any kind with respect to third-party content, products, and services. Oracle Corporation and its affiliates will not be responsible for any loss, costs, or damages incurred due to your access to or use of third-party content, products, or services.