

Development Workbench – Screen Customizer  
Oracle FLEXCUBE Investor Servicing  
Release 14.1.0.0.0  
[May] [2019]



---

# Table of Contents

1	Preface .....	3
1.1	Audience.....	3
1.2	Related Documents .....	3
2	Introduction .....	3
3	Screen Customizer .....	4
3.1	DataBlocks .....	4
3.1.1	Data Block Field.....	4
3.2	Screens .....	6
3.3	FieldSet .....	6
4	Generated Units.....	6
5	Examples .....	7

---

# 1 Preface

This document describes the Screen Customizer functionality available in Oracle FLEXCUBE Development Workbench for Universal Banking and guides the developers on how to use this feature.

## 1.1 Audience

This document is intended for FLEXCUBE Application developers/users that use Development Workbench to develop various FLEXCUBE components.

To Use this manual, you need conceptual and working knowledge of the below:

<i>Proficiency</i>	<i>Resources</i>
FLEXCUBE Functional Architecture	Training programs from Oracle Financial Software Services.
FLEXCUBE Technical Architecture	Training programs from Oracle Financial Software Services.
FLEXCUBE Object Naming conventions	Development Overview Guide
Working knowledge of Web based applications	Self Acquired
Working knowledge of Oracle Database	Oracle Documentations
Working knowledge of XML files	Self Acquired
Working Knowledge of Oracle FLEXCUBE Development Workbench for Universal Banking	User Manuals

## 1.2 Related Documents

[04-Development WorkBench Screen Development-I.pdf](#)  
[05-Development WorkBench Screen Development-II.pdf](#)

# 2 Introduction

This document gives information about the following topics:

- [Chapter 2, "Introduction"](#)
- [Chapter 3, "Screen Customizer"](#)
- [Chapter 4, "File Generation"](#)

### 3 Screen Customizer

The Oracle FLEXCUBE Development Workbench Screen Customizer allows users to do UI changes on a screen. If only the screen layout of the function id has to be modified, developer can use the Screen Customizer feature rather than Function Generation feature.

Only the screen layout changes and UI field properties will be allowed to change in the Screen Customizer

**Note : Only Load action is possible in Screen Customizer.**

Only three nodes will be present in Screen Customizer as shown in the figure

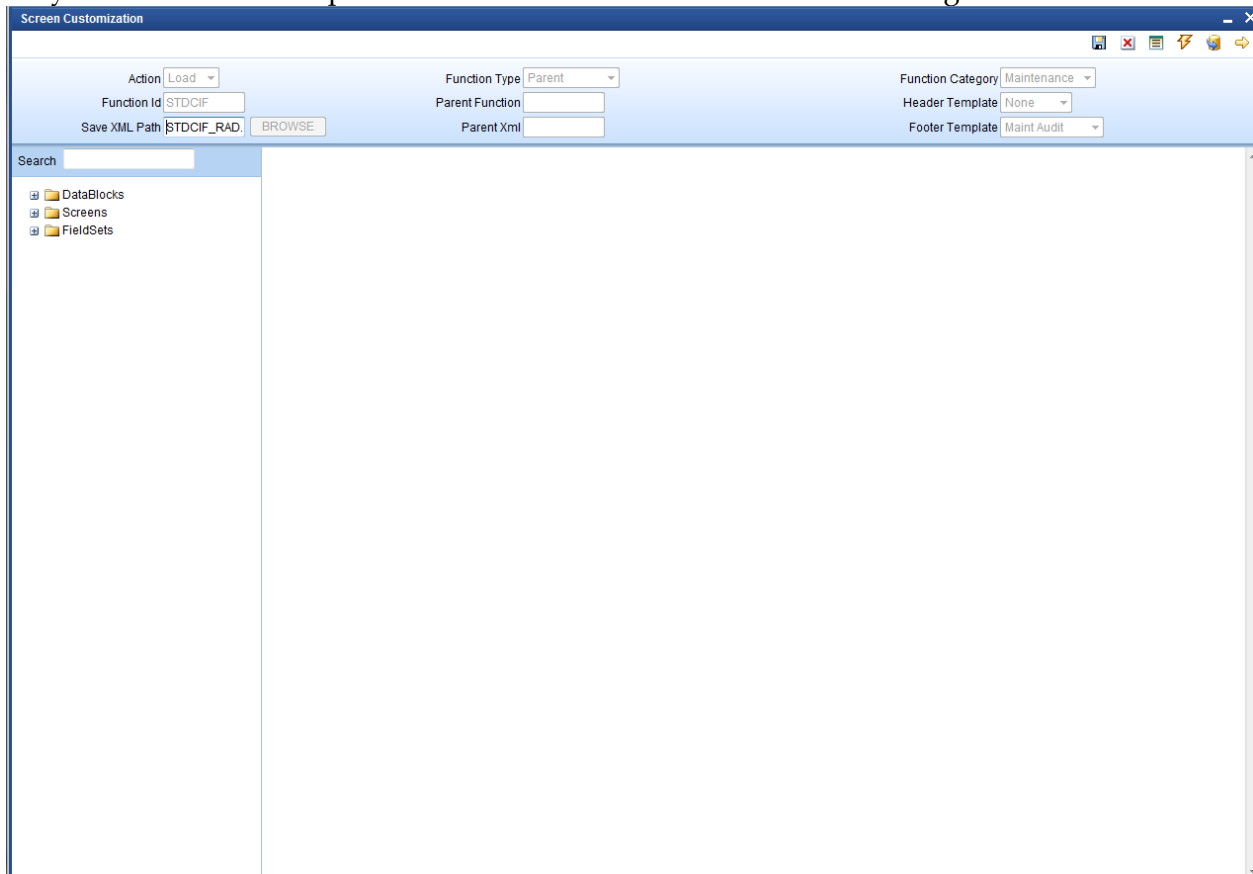


Fig 3.1: Screen Customizer Screen

#### 3.1 DataBlocks

Data Block properties would not be allowed to change in Screen Customizer. New Data Blocks and Block Fields also cannot be added. Deletion/Renaming of blocks and fields are also not allowed in Screen Customizer

##### 3.1.1 Data Block Field

Screen Customization

Action: Load | Function Type: Parent | Function Category: Maintenance | Function Id: STDCIF | Save XML Path: STDCIF\_RAD | BROWSE | Parent Function: | Parent Xml: | Header Template: None | Footer Template: Maint Audit

Search: | Block Field Properties

**DataBlocks**

- BLK\_CUSTOMER
- BLK\_CUSTPERSONAL
- BLK\_CUSTCORP
- BLK\_CUSTCORPDIR
- BLK\_CUSTDOC\_CHKLIST
- BLK\_DOCTYPE\_REMARKS
- BLK\_CUSTGRP
- BLK\_CUSTSHHOLD
- BLK\_CUSTDOMESTIC
- BLK\_CUSTPROF
- BLK\_ISSUERDET
- BLK\_ISSUERLMTS
- BLK\_CLSCCYREST
- BLK\_BIC
- BLK\_LINKEDAC
- BLK\_JOINTVENTURE
- BLK\_CUST\_LIAB
- BLK\_LIAB\_SCORE
- BLK\_LIAB\_RATING
- BLK\_LIAB\_LINKAGE
- BLK\_LIAB\_UDF
  - FLDNAM
  - FLDVAL
  - DATATYP
  - VALTYP
- BLK\_CUSTSEGMENT
- Screens
- FieldSets

**Block Field Properties**

Field Name: FLDNAM | Field Label: LBL\_FLDNAM | XSD Tag: FLDNAM | XSD Annotation: | Field Size: | Maximum Length: 105 | Minimum Value: | Maximum Value: | Maximum Decimals: | TextArea Rows: | TextArea Columns: | Default Value: | Preview Value: | Mask Id: |

Data Source: STWWS\_CUST\_LIAB\_UDF | Column Name: FIELD\_NAME | Data Type: Varchar2 | Display Type: Text | Item Type: Database Item | Parent Field: | Related Block: | Related Field: | LOV Name: | Off Line LOV Name: | Fieldset Name: FST\_LIAB\_UDF

**Custom Attributes** | Events | Related Field

Attribute Name	Attribute Value	Active	Position

**Options:**

- ☐ Required
- ☒ Visible
- ☐ Read Only
- ☐ Calendar Text
- ☐ Popup Edit Required
- ☐ Uppercase Only
- ☒ LOV Validation Required
- ☐ Input by LOV Only
- ☐ Not Required In Xsd
- ☐ Report Parameter

Fig 3.1.1: Data Block Field in Screen Customizer

User will be allowed to change below properties at data block field level.

- Display Type
- Field Size
- Preview Value
- Popup Edit Required
- Visible
- Upper Case only
- Read Only

## 3.2 Screens

All the actions can be performed in the Screen level. Developer can add, modify, delete, and rename the screens, tabs and sections.

Note that deletion and renaming will be allowed only if the element is created in the working release.

## 3.3 FieldSet

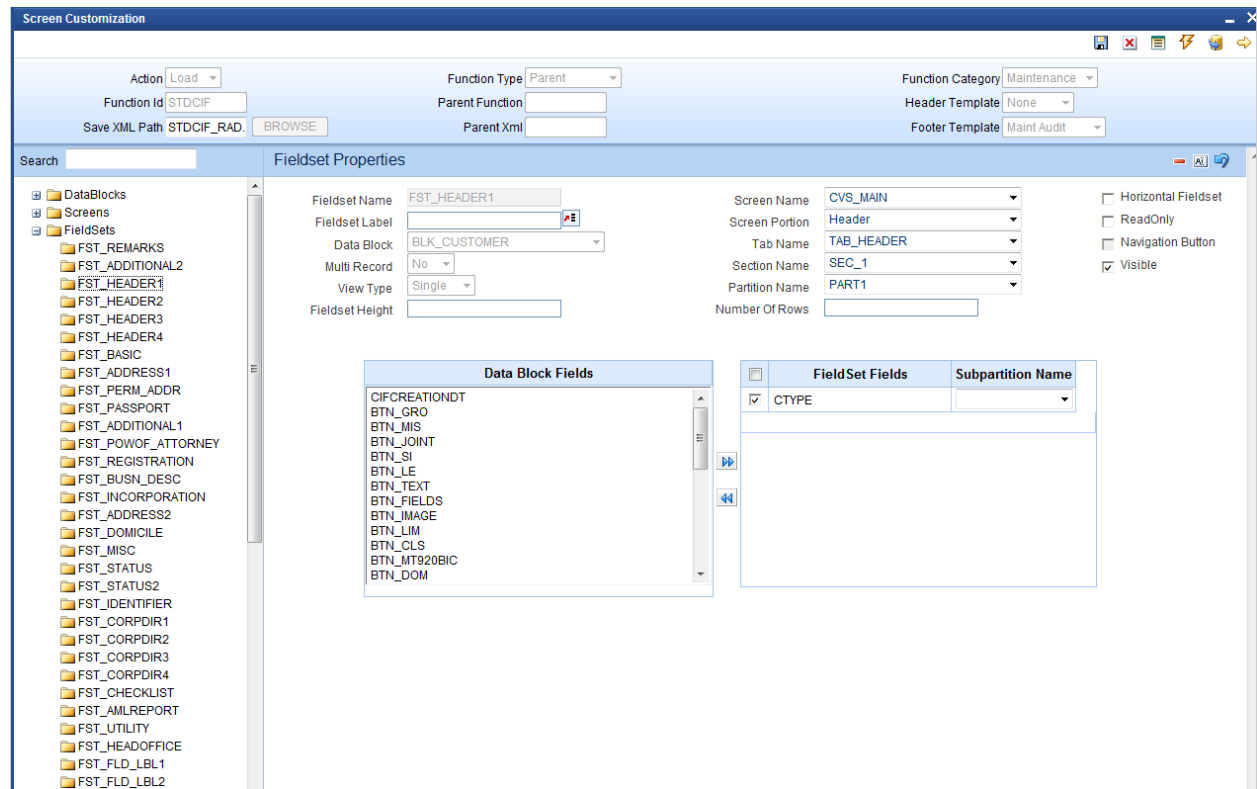


Fig 3.3.1: Field sets in Screen Customizer

In fieldset developer can change screen properties, display type from Vertical to Horizontal, read-only property etc. ***Data Block to which field set is attached cannot be changed.*** Field set fields can be re arranged as per requirement.

## 4 Generated Units

Development Workbench will generate only UI related units in Screen Customizer

### 1. Radxml

2. Screen Xml (i.e. Lang Xml)

3. System JS (JavaScript File)

Deploy language xml and system JavaScript file in FLEXCUBE application server to reflect the changes done to the function id in Screen Customizer

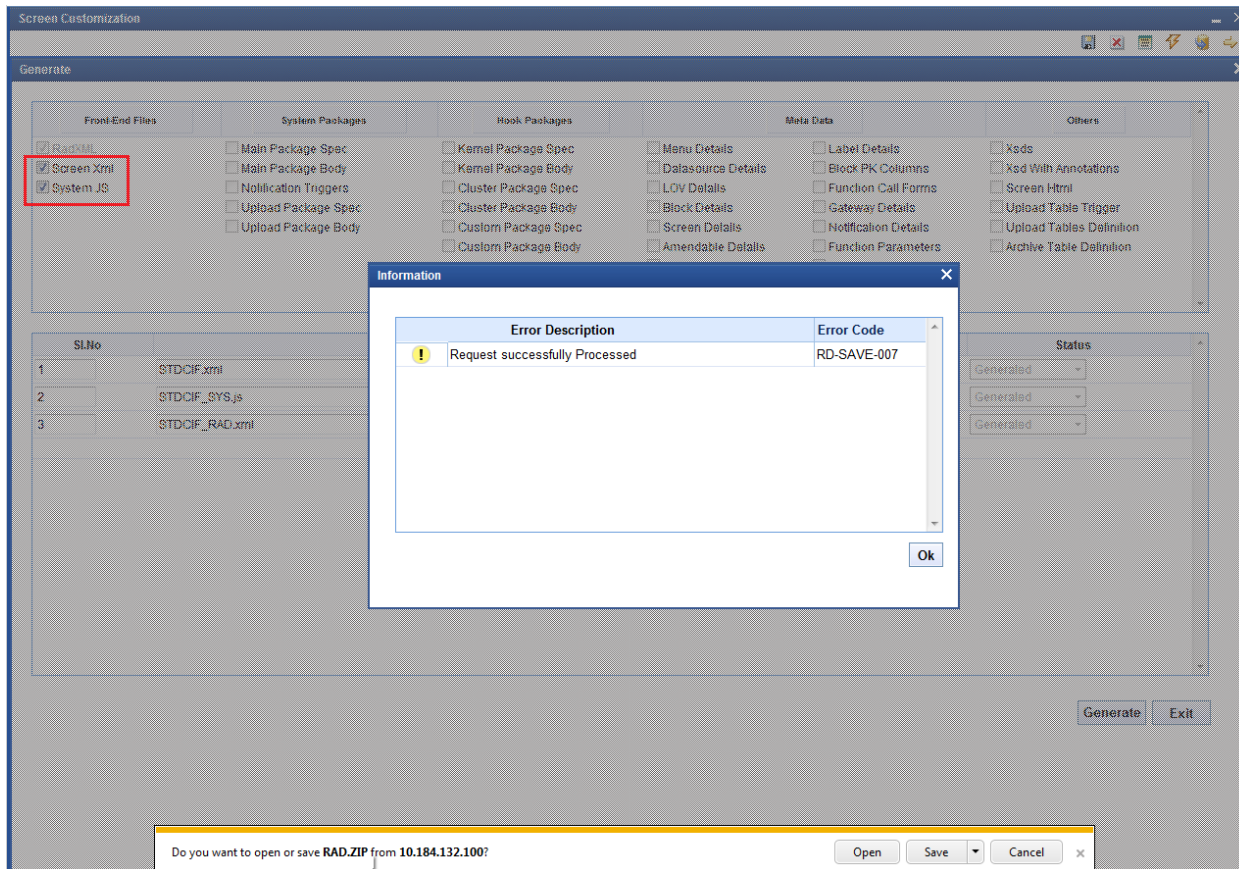


Fig 4.1: Generation of files in Screen Customizer

## 5 Examples

### Example 1:

**Requirement:** *Hide a Field in the screen*

Below screenshots shows how Screen Customizer can be used for this purpose.

Screen Customization

**Customer**

+ New Enter Query

Type ☒ Individual ☐ Corporate ☐ Bank

Full Name  Customer Category \*  ☐ Private Customer

Short Name \*

Branch Code

Customer No \*

Personal Corporate Additional Director Auxiliary Check List

Domicile Address Status Identifier

☐ Same as Permanent Address

Address 1

Address 2

Address 3

Address 4

Pin Code

Country

Misc Details

SWIFT Code

Credit Rating

Group Code

Charge Group

Clearing Group

Tax Group

Exposure

Exposure Category

Customer Classification

External Reference Number

Location

FX Netting Customer

Media

SSN

☐ Frozen

☐ Deceased

☒ Whereabouts Unknown

☐ Eligible for AR-AP Tracking

☐ CRM Customer

☐ Malters Required

☐ CLS Participant

☐ Issuer Customer

☐ Treasury Customer

☐ Joint Customer

☐ MT920

☐ Relationship Pricing

☒ ELCM Customer

ELCM Customer Number

CIF Status

Since

Name

Value

Relationship Manager

RM ID

RM Name

Combined Statement Plan

☐ Auto Generated Statement Plan

Frequency

Statement Day

Group | MIS | Joint | Standing Instructions | Linked Entities | Text | Fields | Image | Limits | CLS Restrictions | MT920 | Domestic | Professional |

Issuer | Cards | Linked Account | KYC Details | Joint Venture | Account Details | NSF Black list status | Documents | Change Log

Maker Date Time: Mod No

Checker Date Time: Record Status

Authorization Status

Exit

Fig 3.3.1: A preview with 'Whereabouts Unknown' checkbox set as visible

If *Whereabouts Unknown* field is not required, uncheck the visible flag.



Screen Customization

Action: Load Function Type: Parent Function Category: Maintenance

Function Id: STDCIF Parent Function: Parent Xml: Save XML Path: STDCIF\_RAD. BROWSE Header Template: None Footer Template: Maint Audit

Search: Block Field Properties

Field Name: WHRUNKN XSD Tag: WHRUNKN

Field Label: LBL\_WHRUNKN XSD Annotation: Visible

Data Source: STTMS\_CUSTOMER Field Size: 1

Column Name: WHEREABOUTS\_UNKNOWN Maximum Length: Minimum Value: Maximum Value: Text Area Rows: Text Area Columns: Default Value: N Preview Value: Mask Id:

Data Type: Char Display Type: CheckBox Item Type: Database Item Parent Field: Related Block: Related Field: LOV Name: Off Line LOV Name: Fieldset Name: FST\_STATUS

Custom Attributes Events

Attribute Name	Attribute Value	Active	Position
OFF	N	Yes	1
ON	Y	Yes	2

Fig 3.3.2: Setting the field invisible

Fig 3.3.3: The field invisible on screen after deploying units generated from screen customizer

### Example 2:

**Requirement:** Adding a new Tab to the Screen. Move fields from one tab to another

As shown in below screenshot Main Tab contains Unique Identifier Field set. This field has to be moved to a new tab

**Customer**

New Enter Query

Type: ☒ Individual ☐ Corporate ☐ Bank

Full Name:  Short Name:  Branch Code:

Customer Category:  ☐ Private Customer

Customer No:  P

**Personal** **Corporate** **Additional** **Director** **Auxiliary** **Check List**

**Domicile Address**

☐ Same as Permanent Address

Address 1:  Address 2:  Address 3:  Address 4:  Pin Code:  Country:

**Misc Details**

SWIFT Code:  Credit Rating:  Group Code:  Charge Group:  Clearing Group:  Tax Group:  Exposure:  Exposure Category:  Customer Classification:  External Reference Number:  Location:  FX Netting Customer:  Media:  SSN:

**Status**

☐ Frozen ☐ Deceased ☐ Whereabouts Unknown

☐ Eligible for AR-AP Tracking ☐ CRM Customer ☐ Mailers Required ☐ CLS Participant ☐ Issuer Customer ☐ Treasury Customer ☐ Joint Customer ☐ MT920 ☐ Relationship Pricing ☒ ELCM Customer

ELCM Customer Number:  CIF Status:  Since:

**Identifier**

Name:  Value:

**Relationship Manager**

RM ID:  RM Name:

**Combined Statement Plan**

☐ Auto Generated Statement Plan

Frequency:  Select Statement Day:

Group | MIS | Joint | Standing Instructions | Linked Entities | Text | Fields | Image | Limits | CLS Restrictions | MT920 | Domestic | Professional | Issuer | Cards | Linked Account | KYC Details | Joint Venture | Account Details | NSF Black list status | Documents | Change Log

Maker:  Date Time:  Mod No:  Record Status:  Authorization Status:

Checker:  Date Time:  Exit

Fig 3.3.4: The section 'Unique Identifier'

In Screen Customizer, developer can add the new tab . Modify the properties of the field set .i.e. attach to this new tab.

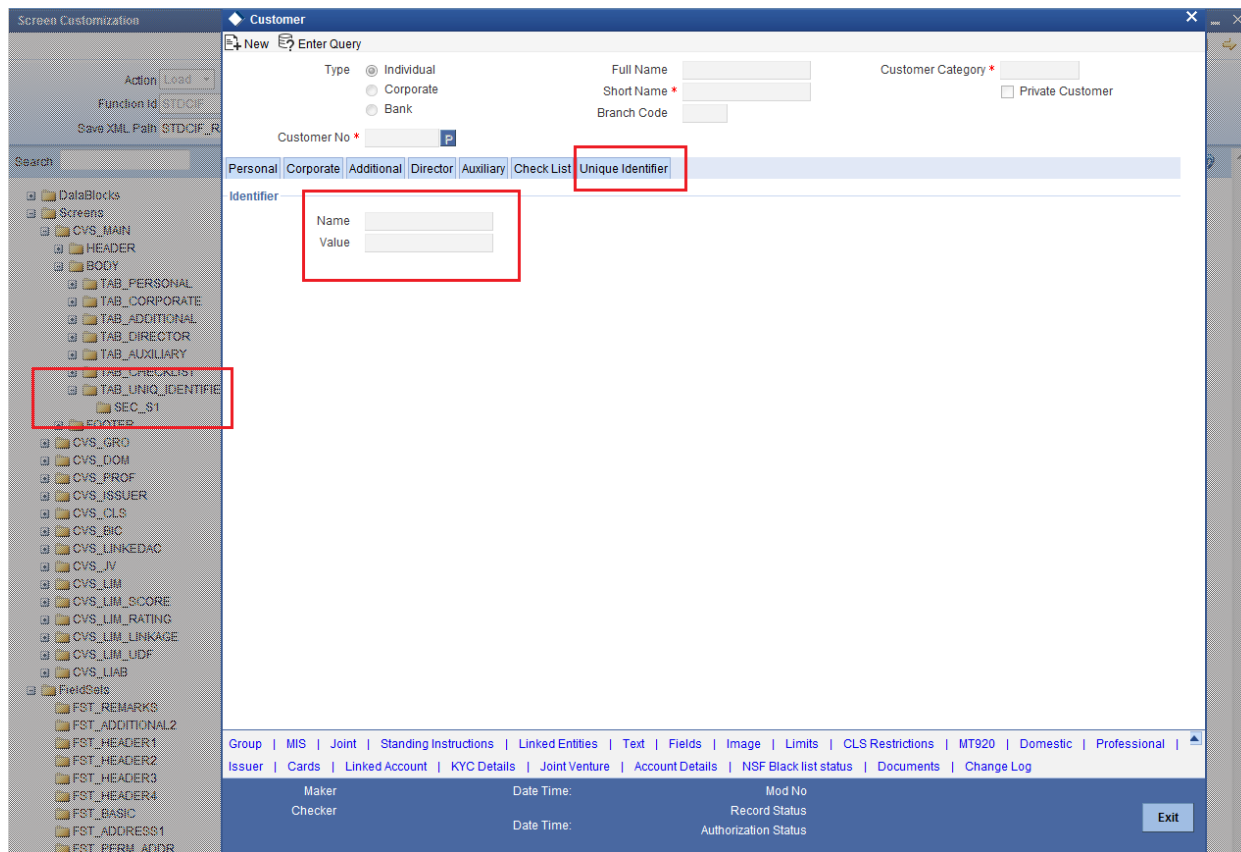


Fig 3.3.5: Section 'Unique Identifier' moved to a new tab



Development Workbench – Screen Customizer  
[May] [2019]  
Version 14.1.0.0.0

Oracle Financial Services Software Limited  
Oracle Park  
Off Western Express Highway  
Goregaon (East)  
Mumbai, Maharashtra 400 063  
India

Worldwide Inquiries:  
Phone: +91 22 6718 3000  
Fax: +91 22 6718 3001  
[www.oracle.com/financialservices/](http://www.oracle.com/financialservices/)

Copyright © [2007], [2019], Oracle and/or its affiliates. All rights reserved.

Oracle and Java are registered trademarks of Oracle and/or its affiliates. Other names may be trademarks of their respective owners.

**U.S. GOVERNMENT END USERS:** Oracle programs, including any operating system, integrated software, any programs installed on the hardware, and/or documentation, delivered to U.S. Government end users are "commercial computer software" pursuant to the applicable Federal Acquisition Regulation and agency-specific supplemental regulations. As such, use, duplication, disclosure, modification, and adaptation of the programs, including any operating system, integrated software, any programs installed on the hardware, and/or documentation, shall be subject to license terms and license restrictions applicable to the programs. No other rights are granted to the U.S. Government.

This software or hardware is developed for general use in a variety of information management applications. It is not developed or intended for use in any inherently dangerous applications, including applications that may create a risk of personal injury. If you use this software or hardware in dangerous applications, then you shall be responsible to take all appropriate failsafe, backup, redundancy, and other measures to ensure its safe use. Oracle Corporation and its affiliates disclaim any liability for any damages caused by use of this software or hardware in dangerous applications.

This software and related documentation are provided under a license agreement containing restrictions on use and disclosure and are protected by intellectual property laws. Except as expressly permitted in your license agreement or allowed by law, you may not use, copy, reproduce, translate, broadcast, modify, license, transmit, distribute, exhibit, perform, publish or display any part, in any form, or by any means. Reverse engineering, disassembly, or decompilation of this software, unless required by law for interoperability, is prohibited.

The information contained herein is subject to change without notice and is not warranted to be error-free. If you find any errors, please report them to us in writing.

This software or hardware and documentation may provide access to or information on content, products and services from third parties. Oracle Corporation and its affiliates are not responsible for and expressly disclaim all warranties of any kind with respect to third-party content, products, and services. Oracle Corporation and its affiliates will not be responsible for any loss, costs, or damages incurred due to your access to or use of third-party content, products, or services.