

Oracle® Hospitality Suite8

Demand 360 Business Intelligence Interface



Release 8.10.2 and higher
F17627-02
May 2020



Oracle Hospitality Suite8 Demand 360 Business Intelligence Interface Release 8.10.2 and higher

F17627-02

Copyright © 2002, 2020 Oracle and/or its affiliates. All rights reserved.

This software and related documentation are provided under a license agreement containing restrictions on use and disclosure and are protected by intellectual property laws. Except as expressly permitted in your license agreement or allowed by law, you may not use, copy, reproduce, translate, broadcast, modify, license, transmit, distribute, exhibit, perform, publish, or display any part, in any form, or by any means. Reverse engineering, disassembly, or decompilation of this software, unless required by law for interoperability, is prohibited.

The information contained herein is subject to change without notice and is not warranted to be error-free. If you find any errors, please report them to us in writing.

If this software or related documentation is delivered to the U.S. Government or anyone licensing it on behalf of the U.S. Government, then the following notice is applicable:

U.S. GOVERNMENT END USERS: Oracle programs, including any operating system, integrated software, any programs installed on the hardware, and/or documentation, delivered to U.S. Government end users are "commercial computer software" pursuant to the applicable Federal Acquisition Regulation and agency-specific supplemental regulations. As such, use, duplication, disclosure, modification, and adaptation of the programs, including any operating system, integrated software, any programs installed on the hardware, and/or documentation, shall be subject to license terms and license restrictions applicable to the programs. No other rights are granted to the U.S. Government.

This software or hardware is developed for general use in a variety of information management applications. It is not developed or intended for use in any inherently dangerous applications, including applications that may create a risk of personal injury. If you use this software or hardware in dangerous applications, then you shall be responsible to take all appropriate fail-safe, backup, redundancy, and other measures to ensure its safe use. Oracle Corporation and its affiliates disclaim any liability for any damages caused by use of this software or hardware in dangerous applications.

Oracle and Java are registered trademarks of Oracle and/or its affiliates. Other names may be trademarks of their respective owners.

Intel and Intel Xeon are trademarks or registered trademarks of Intel Corporation. All SPARC trademarks are used under license and are trademarks or registered trademarks of SPARC International, Inc. AMD, Opteron, the AMD logo, and the AMD Opteron logo are trademarks or registered trademarks of Advanced Micro Devices. UNIX is a registered trademark of The Open Group.

This software or hardware and documentation may provide access to or information about content, products, and services from third parties. Oracle Corporation and its affiliates are not responsible for and expressly disclaim all warranties of any kind with respect to third-party content, products, and services unless otherwise set forth in an applicable agreement between you and Oracle. Oracle Corporation and its affiliates will not be responsible for any loss, costs, or damages incurred due to your access to or use of third-party content, products, or services, except as set forth in an applicable agreement between you and Oracle.

Contents

Contents	3
<hr/>	
Preface	4
<hr/>	
1 Configuration	1-1
<hr/>	
Feature Availability	1-1
Introduction	1-1
Configuration of the Property Data	1-1
2 Configuration of the Data Extract	2-1
<hr/>	
Export of the property data	2-1
Export of Reservation / Stay data	2-2
Export of Group Block Data	2-3

Preface

Audience

Demand 360 Business Intelligence Interface user guide is intended for system administrators, support and users familiar with Suite8.

Customer Support

To contact Oracle Customer Support, access My Oracle Support at the following URL:

<https://support.oracle.com>

When contacting Customer Support, please provide the following:

- Product version and program/module name
- Functional and technical description of the problem (include business impact)
- Detailed step-by-step instructions to re-create
- Exact error message received
- Screen shots of each step you take

Documentation

Oracle Hospitality product documentation is available on the Oracle Help Center at <http://docs.oracle.com>

Revision History

Date	Description of Change
May 2017	<ul style="list-style-type: none">• Initial publication.
November 2017	<ul style="list-style-type: none">• Update of title to be valid for 8.10.2 and higher versions
February 2018	<ul style="list-style-type: none">• Release 8.12.0.0
August 2018	<ul style="list-style-type: none">• Release 8.13.0.0
March 2019	<ul style="list-style-type: none">• Release 8.14.0.0
July 2019	<ul style="list-style-type: none">• Updated for terminology changes

1

Configuration

Feature Availability

The functionality is only available with an active sub license of Back Office Interface.

Introduction

The interface to the TravelClick Demand Business Intelligence system consist of a daily data extract. This data includes property information, reservation, group block and audit data.

The implementation of the Demand 360 data should include the extraction of reservation/stay and group block data for at least the prior 13 months of historical departure dates and a 365 day period of future demand.

For more information about the official specifications of the data extract, please contact TravelClick: www.travelclick.com

Configuration of the Property Data

The data extracts needs some specific information in order to identify the property. This information is used in all of the 3 data extracts. Some keys are taken from the existing global settings (Generic 1).

All the other keys need to be configured in the General Hotel info tab of the global settings. Make sure all keys are present with the exact spelling, if not the export will fail to be validated by TravelClick.

Following is the table with the keys and their description. You can check with your travel click representative the values for the keys for your property.

For more information about the keys, see the specifications for TravelClick: www.travelclick.com

Table 1 – Property Data Keys

KEY	Description
TCDEMAND_ADDR_COUNTRY_CD	ISO 2 Country code
TCDEMAND_ADDR_STATE_CD	State / Province Code
TCDEMAND_ADDR_CITY_CD	City / Airport Code
TCDEMAND_DATA_PROV_CD	Data Provider Identifier To be provided by TravelClick. www.travelclick.com
TCDEMAND_GROUP_DATA_IND	Indication whether the property can provide group block data (Y/N)
TCDEMAND_HOTEL_CHAIN_CD	The data provider's hotel chain identifier
TCDEMAND_LATITUDE	Degrees latitude (North is positive, South is negative)
TCDEMAND_LONGITUDE	Degrees longitude (East is positive, West is negative)
TCDEMAND_MANAGEMENT_TYPE	Type of property management: C=Corporate., T=Third Party, O=Other
TCDEMAND_OWNERSHIP_TYPE	Type of property Ownership: C=Corporate-owned., F=Franchise, I=Independent, O=Other
TCDEMAND_PROP_CD	The data provider's hotel property identifier
TCDEMAND_DT_CLOSED	Date property is scheduled to be closed (or sold/re-flagged) YYYY-MM-DD
TCDEMAND_DT_OPEN	Date property opened (or bought/re-flagged) YYYY-MM-DD
TCDEMAND_PROP_STATUS	Property Status: Possible values: O=Open, C=Closed, R=Under Renovation, P=Pre-Open.
TCDEMAND_PROPERTY_TYPE	Type of Property: A=Airport, C=City, R=Resort, S=Suburban.

Figure 1 General hotel info key codes

TCDEMAND_ADDR_COUNTRY_CD	DE
TCDEMAND_ADDR_STATE_CD	Nordrhein-Westfalen
TCDEMAND_CITY_CD	TXL
TCDEMAND_DATA_PROV_CD	faa
TCDEMAND_GROUP_DATA_IND	Y
TCDEMAND_HOTEL_CHAIN_CD	HI
TCDEMAND_LATITUDE	40.6424805
TCDEMAND_LONGITUDE	-73.788071
TCDEMAND_MANAGEMENT_TYPE	T
TCDEMAND_OWNERSHIP_TYPE	I
TCDEMAND_PROP_CD	V8
TCDEMAND_PROP_DT_CLOSED	
TCDEMAND_PROP_DT_OPEN	2009-05-20
TCDEMAND_PROP_STATUS	O
TCDEMAND_PROPERTY_TYPE	R

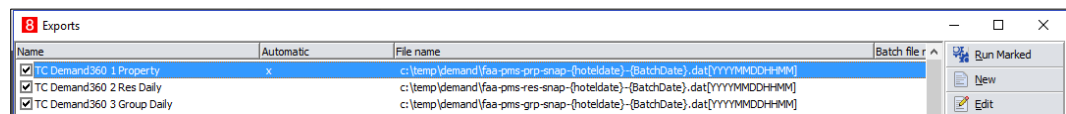
2

Configuration of the Data Extract

The actual data extract needs to be configured in **Suite8 > Miscellaneous > Export**.

The export is based on 3 new views which are part of this release.

- V8_EXP_TCDEMAND_PROP_BASE: View is used to export the property data.
- V8_EXP_TCDEMAND_RES_BASE: View used to export the reservation /stay data.
- V8_EXP_TCDEMAND_BLOCK_BASE: View used to export the Group Block data.



Name	Automatic	File name	Batch file r	Run Marked
<input checked="" type="checkbox"/> TC Demand360 1 Property	x	c:\temp\demand\faa-pms-prp-snap-{hoteldate}-{BatchDate}.dat[YYYYMMDDHHMM]		New
<input checked="" type="checkbox"/> TC Demand360 2 Res Daily		c:\temp\demand\faa-pms-res-snap-{hoteldate}-{BatchDate}.dat[YYYYMMDDHHMM]		Edit
<input checked="" type="checkbox"/> TC Demand360 3 Group Daily		c:\temp\demand\faa-pms-grp-snap-{hoteldate}-{BatchDate}.dat[YYYYMMDDHHMM]		

NOTE:

The file names must be exactly as specified below. See also the specification of TravelClick.

Export of the property data

Description

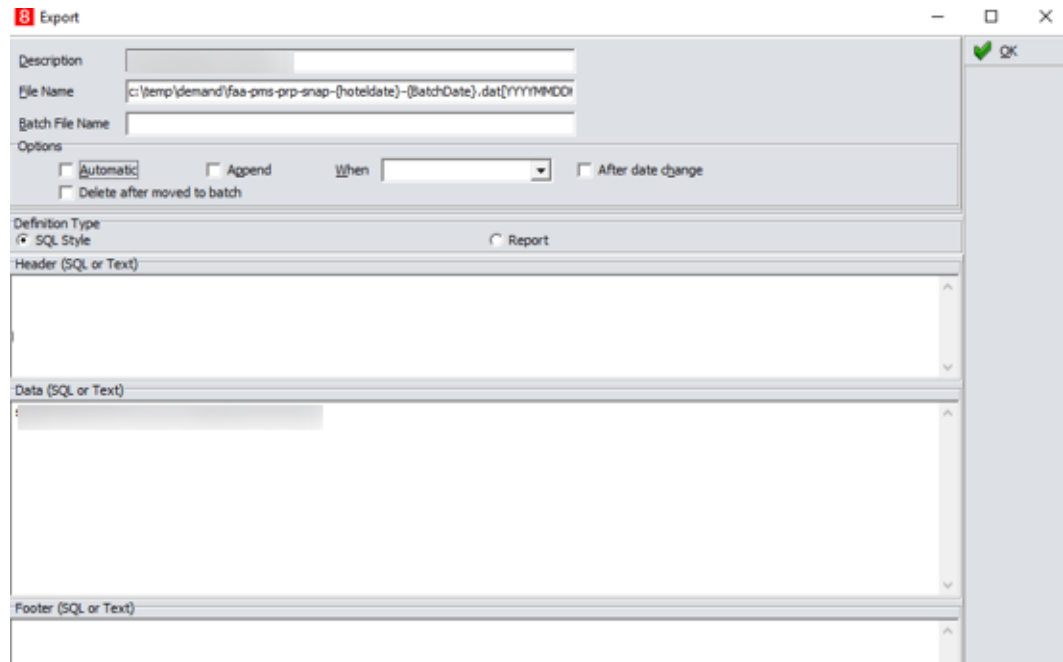
TC Demand360 1 Property

File Name

c:\temp\demand\faa-pms-res-snap-{hoteldate}-{BatchDate}.dat[YYYYMMDDHHMM]

Data

Select capture from V8_EXP_TCDEMAND_PROP_BASE



Export of Reservation / Stay data

Description

TC Demand360 2 Res Daily

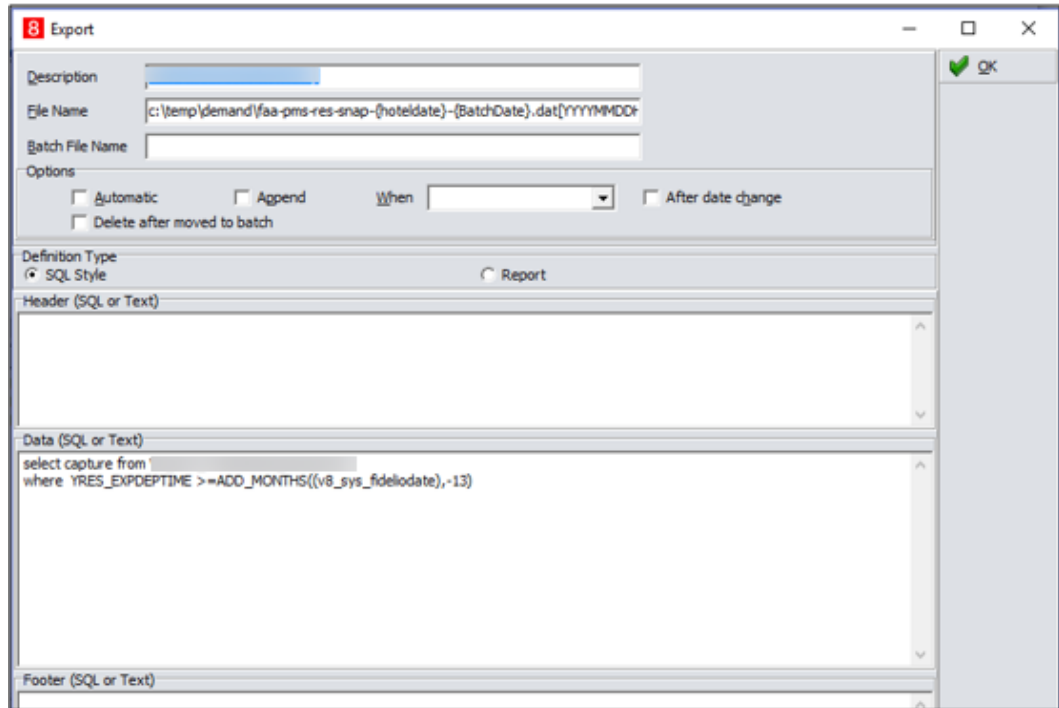
File Name

c:\temp\demand\faa-pms-res-snap-{hoteldate}-{BatchDate}.dat[YYYYMMDDHHMM]

Data

Select capture from V8_EXP_TCDEMAND_RES_BASE

Where, YRES_EXPDEPTIME >=ADD_MONTHS (v8_sys_fideliodate),-13)



Export of Group Block Data

Description

TC Demand360 3 Group Daily

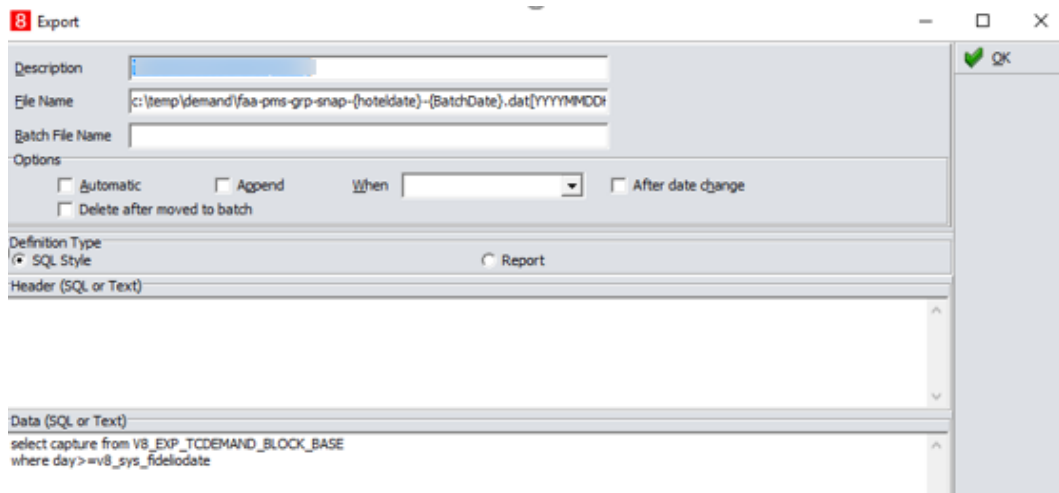
File Name

c:\temp\demand\faa-pms-grp-snap-{hoteldate}-{BatchDate}.dat[YYYYMMDDHHMM]

Data

Select capture from V8_EXP_TCDEMAND_BLOCK_BASE

Where, day>=v8_sys_fidelodate



In order to test the export, you can select the 3 entries and select **Run Marked**.

 **NOTE:**

During the installation, you should liaise with travel click in order to define the requested periods required of the data extracts and change the queries accordingly. You can also decide to configure the exports on automatic basis or not.

Figure 2 The above shown result is displayed if the export is successful

