

Gateway Services User Guide

Oracle FLEXCUBE Universal Banking

Release 12.87.06.0.0

Part No. F22925-01

May 2020

Gateway Services User Guide
May 2020
Oracle Financial Services Software Limited

Oracle Park

Off Western Express Highway
Goregaon (East)
Mumbai, Maharashtra 400 063
India

Worldwide Inquiries:

Phone: +91 22 6718 3000

Fax: +91 22 6718 3001

www.oracle.com/financialservices/

Copyright © 2007, 2020, Oracle and/or its affiliates. All rights reserved.

Oracle and Java are registered trademarks of Oracle and/or its affiliates. Other names may be trademarks of their respective owners.

U.S. GOVERNMENT END USERS: Oracle programs, including any operating system, integrated software, any programs installed on the hardware, and/or documentation, delivered to U.S. Government end users are "commercial computer software" pursuant to the applicable Federal Acquisition Regulation and agency-specific supplemental regulations. As such, use, duplication, disclosure, modification, and adaptation of the programs, including any operating system, integrated software, any programs installed on the hardware, and/or documentation, shall be subject to license terms and license restrictions applicable to the programs. No other rights are granted to the U.S. Government.

This software or hardware is developed for general use in a variety of information management applications. It is not developed or intended for use in any inherently dangerous applications, including applications that may create a risk of personal injury. If you use this software or hardware in dangerous applications, then you shall be responsible to take all appropriate failsafe, backup, redundancy, and other measures to ensure its safe use. Oracle Corporation and its affiliates disclaim any liability for any damages caused by use of this software or hardware in dangerous applications.

This software and related documentation are provided under a license agreement containing restrictions on use and disclosure and are protected by intellectual property laws. Except as expressly permitted in your license agreement or allowed by law, you may not use, copy, reproduce, translate, broadcast, modify, license, transmit, distribute, exhibit, perform, publish or display any part, in any form, or by any means. Reverse engineering, disassembly, or decompilation of this software, unless required by law for interoperability, is prohibited.

The information contained herein is subject to change without notice and is not warranted to be error-free. If you find any errors, please report them to us in writing.

This software or hardware and documentation may provide access to or information on content, products and services from third parties. Oracle Corporation and its affiliates are not responsible for and expressly disclaim all warranties of any kind with respect to third-party content, products, and services. Oracle Corporation and its affiliates will not be responsible for any loss, costs, or damages incurred due to your access to or use of third-party content, products, or services.

Contents

1. Preface	1-1
1.1 Introduction.....	1-1
1.2 Audience.....	1-1
1.3 Documentation Accessibility.....	1-1
1.4 Acronyms and Abbreviations.....	1-1
1.5 Organization	1-1
1.6 Related Documents.....	1-2
1.7 Glossary of Icons.....	1-2
2. Gateway Functions - An Overview	2-1
2.1 Introduction.....	2-1
2.2 Inbound Application Integration	2-1
2.2.1 EJB Based Synchronous Deployment Pattern	2-1
2.2.2 Web Services Based Synchronous Deployment Pattern	2-2
2.2.3 HTTP Servlet Based Synchronous Deployment Pattern.....	2-2
2.2.4 MDB Based Asynchronous Deployment Pattern.....	2-2
2.3 Outbound Application Integration	2-3
2.4 Responsibilities of Integration Gateway	2-3
2.5 Deployment of Oracle FLEXCUBE Integration Gateway.....	2-3
2.6 Deployment Patterns for Application Integration	2-4
3. External System Maintenance	3-1
3.1 Gateway Password Generation Logic For External System Authentication.....	3-1
3.1.1 Password and Message ID as input.....	3-1
3.2 Duplicate Message Browser.....	3-1
3.2.1 Querying Duplicate Message Browser	3-3
3.3 Outgoing Message Browser	3-4
3.4 Defining Notification Messages	3-6
3.4.1 Viewing Installed Notification Details.....	3-8
3.5 Defining the Notifications Enroutes	3-9
3.5.1 Viewing Summary screen.....	3-10
4. Message Formats	4-1
4.1 Introduction.....	4-1
4.2 Oracle FLEXCUBE Envelope	4-2
4.2.1 FCUBS HEADER	4-3
4.2.2 FCUBS_BODY.....	4-5
4.3 Oracle FLEXCUBE NOTIFICATION.....	4-6
4.3.1 FCUBS NOTIFICATION HEADER.....	4-6
5. FLEXML Adapter Message Conversion	5-1
5.1 Introduction.....	5-1
5.2 Inbound FLEXML Adapter	5-1
5.2.1 Processing Incoming FLEXML Request Message	5-2
5.3 Outbound FLEXML Adapter	5-2
5.3.1 Processing Outbound Messages.....	5-2
5.3.2 Mapping FLEXML Format Messages to Gateway Format	5-3

6.	Annexure – List of Messages	6-1
6.1	Introduction.....	6-1
6.2	Inbound Application Integration – Services	6-1
6.2.1	<i>FCUBSFTService</i>	6-1
6.2.2	<i>FCUBSSTService</i>	6-5
6.2.3	<i>FCUBSRTService</i>	6-9
6.2.4	<i>FCUBSAccService</i>	6-10
6.2.5	<i>FCUBSDDService</i>	6-33
6.2.6	<i>FCUBSLDService</i>	6-40
6.2.7	<i>FCUBSLimitService</i>	6-42
6.2.8	<i>FCUBSSwitchService</i>	6-53
6.2.9	<i>FCUBSDDService</i>	6-56
6.2.10	<i>FCUBSLDService</i>	6-57
6.2.11	<i>FCUBSCustomerService</i>	6-59
6.2.12	<i>FCUBSCustomerAdditionalService</i>	6-63
6.2.13	<i>FCUBSTDService</i>	6-64
6.2.14	<i>FCUBSPCService</i>	6-76
6.2.15	<i>FCUBSExtPCService</i>	6-78
6.2.16	<i>FCUBSCoreService</i>	6-81
6.2.17	<i>FCUBSCLService</i>	6-84
6.2.18	<i>FCUBSFPService</i>	6-92
6.2.19	<i>FCUBSCCYService</i>	6-93
6.2.20	<i>FCUBSSFService</i>	6-93
6.2.21	<i>FCUBSCFService</i>	6-96
6.2.22	<i>FCUBSICService</i>	6-99
6.2.23	<i>FCUBSSIService</i>	6-103
7.	Planned Outage Support Server	7-1
7.1	Introduction.....	7-1
7.2	Handling Planned Outages.....	7-1
7.2.1	<i>Host Up</i>	7-1
7.2.2	<i>Outage Start</i>	7-1
7.2.3	<i>Host Down and POSS Up:</i>	7-2
7.2.4	<i>Host Up, Start Replay from POSS:</i>	7-2
7.2.5	<i>ELCM Impact</i>	7-3
7.3	Services Supported during Outage	7-3
7.3.1	<i>FCUBSFT Service</i>	7-3
7.3.2	<i>FCUBSPC Service</i>	7-3
7.3.3	<i>FCUBSSI Service</i>	7-4
7.3.4	<i>FCUBSTD Service</i>	7-4
7.3.5	<i>FCUBSCL Service</i>	7-4
7.3.6	<i>FCUBSLD Service</i>	7-4
7.3.7	<i>FCUBSAcc Service</i>	7-4
7.3.8	<i>FCUBS Customer Service</i>	7-4
7.3.9	<i>FCUBSIL Service</i>	7-4
7.3.10	<i>FCUBSLC Service</i>	7-5
7.3.11	<i>FCUBSFX Service</i>	7-5
7.3.12	<i>FCUBSCG Service</i>	7-5
7.3.13	<i>FCUBSSwitch Service</i>	7-5
8.	Function ID Glossary	8-1

1. Preface

1.1 Introduction

This manual is designed to help you quickly get acquainted with the Integration Gateway of Oracle FLEXCUBE.

It provides an overview to the module, and provides information on using the Integration Gateway module of Oracle FLEXCUBE.

You can further obtain information specific to a particular field by placing the cursor on the relevant field and striking <F1> on the keyboard.

1.2 Audience

This manual is intended for the following User/User Roles:

Role	Function
IT department members responsible for integration	Input functions for maintenance related to the gateway
IT managers	Authorization functions

1.3 Documentation Accessibility

For information about Oracle's commitment to accessibility, visit the Oracle Accessibility Program website at <http://www.oracle.com/pls/topic/lookup?ctx=acc&id=docacc>.

1.4 Acronyms and Abbreviations

Abbreviation	Description
FLEXCUBE UBS	FLEXCUBE Universal Banking Solution

1.5 Organization

The manual is organized in the following manner:

Chapter 1	<i>About this Manual</i> gives information on the intended audience. It also lists the various chapters covered in this User Manual.
Chapter 2	<i>Gateway Functions - An Overview</i> explains the features of this module.
Chapter 3	<i>External System Maintenance</i> explains the maintenance of external systems and the various processes involved.
Chapter 4	<i>Message Formats</i> explains the different message formats.
Chapter 5	<i>FLEXML Adapter Message Conversion</i> explains details about the FLEXML Adapter.

Chapter 6	<i>Annexure – List of Messages</i> lists all the messages that you encounter while working with Oracle FLEXCUBE Gateway services.
Chapter 7	<i>Planned Outage Support Server</i> describes the process of having a support server to substitute the host server during downtime.
Chapter 8	<i>Function ID Glossary</i> has alphabetical listing of Function/Screen ID's used in the module with page references for quick navigation.

1.6 Related Documents

- The Core Entities User Manual
- The Procedures User Manual
- The Settlements User Manual
- The Profit and Charges User Manual

1.7 Glossary of Icons

This User Manual may refer to all or some of the following icons:

Icons	Function
	Exit
	Add row
	Delete row
	Option List

2. Gateway Functions - An Overview

2.1 Introduction

Integration of different applications and solutions is a key area in today's systems. A variety of specialized applications deployed on disparate platforms and using different infrastructure need to be able to communicate and integrate seamlessly with Oracle FLEXCUBE in order to exchange data. The Oracle FLEXCUBE Integration Gateway (referred to as 'Gateway' in the rest of the document) will cater to these integration needs.

The integration needs supported by the Gateway can be broadly categorized from the perspective of the Gateway as follows:

- Inbound application integration – used when any external system needs to add, modify or query information within Oracle FLEXCUBE
- Outbound application integration – used when any external system needs to be notified of the various events that occur within Oracle FLEXCUBE.

2.2 Inbound Application Integration

Oracle FLEXCUBE Inbound Application Gateway provides XML based interfaces thus enhancing the need to communicate and integrate with the external systems. The data exchanged between Oracle FLEXCUBE and the external systems will be in the form of XML messages. These XML messages are defined in FCUBS in the form of XML Schema Documents (XSD) and are referred to as 'FCUBS formats'

For more information on FCUBS formats refer the Message Formats chapter in this User Manual.

FCUBS Inbound Application Integration Gateway uses the Synchronous and Asynchronous Deployment Pattern for addressing the integration needs.

The Synchronous Deployment Pattern is classified into the following:

- Oracle FLEXCUBE EJB Based Synchronous Inbound Application Integration Deployment Pattern
- Oracle FLEXCUBE Web Services Based Synchronous Inbound Application Integration Deployment Pattern
- Oracle FLEXCUBE HTTP Servlet Based Synchronous Inbound Application Integration Deployment Pattern

Asynchronous Deployment Pattern is:

- Oracle FLEXCUBE MDB Based Asynchronous Inbound Application Integration Deployment Pattern

2.2.1 EJB Based Synchronous Deployment Pattern

The Enterprise Java Beans (EJB) deployment pattern will be used in integration scenarios where the external system connecting to Oracle FLEXCUBE is 'EJB literate', i.e., the external system is capable of interacting with Oracle FLEXCUBE based upon the EJB interface. In this deployment pattern, the external system will use the RMI/IIOP protocol to communicate with the Oracle FLEXCUBE EJB.

In this deployment pattern the EJB displayed by Oracle FLEXCUBE will be a stateless session bean. The actual request will be in the form of an XML message. After the necessary

processing is done in Oracle FLEXCUBE based on the request, the response is returned to the external system as an XML message. The transaction control for the processing will stay with the Oracle FLEXCUBE EJB.

2.2.2 Web Services Based Synchronous Deployment Pattern

The web services deployment pattern will be used in integration scenarios where the external system connecting to Oracle FLEXCUBE wants to connect using standards-based, interoperable web services.

This deployment pattern is especially applicable to systems which meet the following broad guidelines:

- Systems that are not 'EJB literate', i.e., such systems are not capable of establishing connections with Oracle FLEXCUBE based upon the EJB interface; and/or
- Systems that prefer to use a standards-based approach

In this deployment pattern, the external system will use the SOAP (Simple Object Access Protocol) messages to communicate to the Oracle FLEXCUBE web services.

The services displayed by Oracle FLEXCUBE are of a 'message based' style, i.e., the actual request will be in the form of an XML message, but the request will be a 'payload' within the SOAP message. After the necessary processing is done in Oracle FLEXCUBE based on the request, the response is returned to the external system as an XML message which will be a 'payload' within the response SOAP message. The transaction control for the processing will stay with the Oracle FLEXCUBE.

2.2.3 HTTP Servlet Based Synchronous Deployment Pattern

The HTTP servlet deployment pattern will be used in integration scenarios where the external system connecting to Oracle FLEXCUBE wants to connect to Oracle FLEXCUBE using simple HTTP messages.

This is especially applicable to systems such as the following:

- Systems that are not 'EJB literate', i.e., are not capable establishing a connections with Oracle FLEXCUBE based upon the EJB interface; and/or
- Systems that prefer to use a simple http message based approach without wanting to use SOAP as the standard

In this deployment pattern, the external system will make an HTTP request to the Oracle FLEXCUBE servlet.

For this deployment pattern, Oracle FLEXCUBE will display a single servlet. The actual request will be in the form of an XML message. This XML message is embedded into the body of the HTTP request sent to the Oracle FLEXCUBE servlet. After the necessary processing is done in Oracle FLEXCUBE based on the request, the response is returned to the external system as an XML message which is once again embedded within the body of the response HTTP message. The transaction control for the processing will stay with the Oracle FLEXCUBE.

2.2.4 MDB Based Asynchronous Deployment Pattern

The MDB deployment pattern is used in integration scenarios where the external system connecting to Oracle FLEXCUBE wants to connect to Oracle FLEXCUBE using JMS queues.

This is especially applicable to systems such as the following:

- Systems that prefer to use JMS queues based approach without wanting to wait for the reply

Here external system sends messages in XML format to request queue on which an MDB is listening. When a message arrives on the queue, it is picked up for processing. After the necessary processing is done in Oracle FLEXCUBE, based on the request, the response is sent to the response queue as an XML message

2.3 Outbound Application Integration

The Outbound Application Integration is also called the Oracle FLEXCUBE Notify Application Integration layer. This application layer sends out notification messages to the external system whenever events occur in Oracle FLEXCUBE.

The notification messages generated by FCUBS on the occurrence of these events will be XML messages. These XML messages are defined in FCUBS in the form of XML Schema Documents (XSD) and are referred to as 'FCUBS formats'

For more information on FCUBS formats refer the Message Formats chapter in this module.

2.4 Responsibilities of Integration Gateway

The primary responsibilities of Oracle FLEXCUBE Integration Gateway include the following:

- Authentication
- Duplicate recognition
- Validation
- Routing
- Logging of messages

2.5 Deployment of Oracle FLEXCUBE Integration Gateway

Message communication - incoming or outgoing from/to an external system in Oracle FLEXCUBE will happen only through an Oracle FLEXCUBE Integration Gateway. Hence, it becomes the first point of contact or last point of contact with the database in message flow. The Oracle FLEXCUBE Integration Gateway can be deployed to support both the distributed and single schema deployments of Oracle FLEXCUBE:

- Distributed deployment of FCUBS – In this situation the database components of the Gateway are deployed as two or more schemas
 - The messaging schema as part of SMS schema in the SMS and/or HO instance
 - The business schema(s) in the various branch schemas in the branch instance(s)
- Single schema deployment of FCUBS – In this situation the database components of the Gateway (messaging and business) are both deployed as part of the single Oracle FLEXCUBE schema.

2.6 Deployment Patterns for Application Integration

Business Integration Needs	Nature of Integration	Oracle FLEXCUBE Deployment Pattern	Remarks
Inbound Transactions into Oracle FLEXCUBE	Synchronous	FLEXCUBE UBS EJB	Recommended
		FLEXCUBE UBS HTTP Servlet	This can be used if the external system cannot communicate to Oracle FLEXCUBE using EJB.
		FLEXCUBE UBS Web Services	This can be used if the external system chooses to communicate only through Web Services.
	Asynchronous	FLEXCUBE UBS MDB	This can be used if the external system chooses to communicate only through JMS queues
Inbound Queries into Oracle FLEXCUBE	Synchronous	FLEXCUBE UBS EJB	Recommended
		FLEXCUBE UBS In Servlet	This can be used if the external system cannot communicate to Oracle FLEXCUBE using EJB.
		FLEXCUBE UBS Web Services	This can be used if the external system chooses to communicate only through Web Services.
	Asynchronous	FLEXCUBE UBS MDB	This can be used if the external system chooses to communicate only through JMS queues
Handoffs from Oracle FLEXCUBE	Asynchronous	FLEXCUBE UBS Notify	Recommended

3. External System Maintenance

3.1 Gateway Password Generation Logic For External System Authentication

This section describes the Encryption information for gateway authentication.

If Password authentication is required for an external system, then check the 'System Authentication Required' check box while maintaining the External System details in CORDSORCE.

Once this check box is checked Oracle FLEXCUBE validates for Encrypted password as part of every request sent by the External System. The password encryption logic as below:

3.1.1 Password and Message ID as input

Message ID, present as part of the header in Request XML, is considered as hash. External System generates an unique Message ID, which is functional mandatory field in the header. Create a Message Digest with SHA-512 algorithm.

The hash created from the previous step and the password in clear text together is encrypted in DESede encryption method. Apply Base64 encoding to encrypted value and send to the Oracle FLEXCUBE gateway.

3.2 Duplicate Message Browser

If Oracle FLEXCUBE Integration Gateway identifies a duplicate message it will be sent to the Duplicate Messages Browser. You can invoke the 'Duplicate Message Browser - Summary'

screen by typing 'GWSPBROW' in the field at the top right corner of the Application tool bar and clicking the adjoining arrow button.

Summary

Advanced Search Reset

Message Reference

External System

Correlation Id

Service Name

User Id

Server Date Stamp

Branch

Message Id

Request Queue Message Id

Operation Code

Their User Id

Status

Records per page 15 First Previous 1 Of 1 Next Last Go

Message Reference	Branch	External System	Message Id	Correlation Id	Request Queue Message Id	Service Name	Operation Code	User Id
-------------------	--------	-----------------	------------	----------------	--------------------------	--------------	----------------	---------

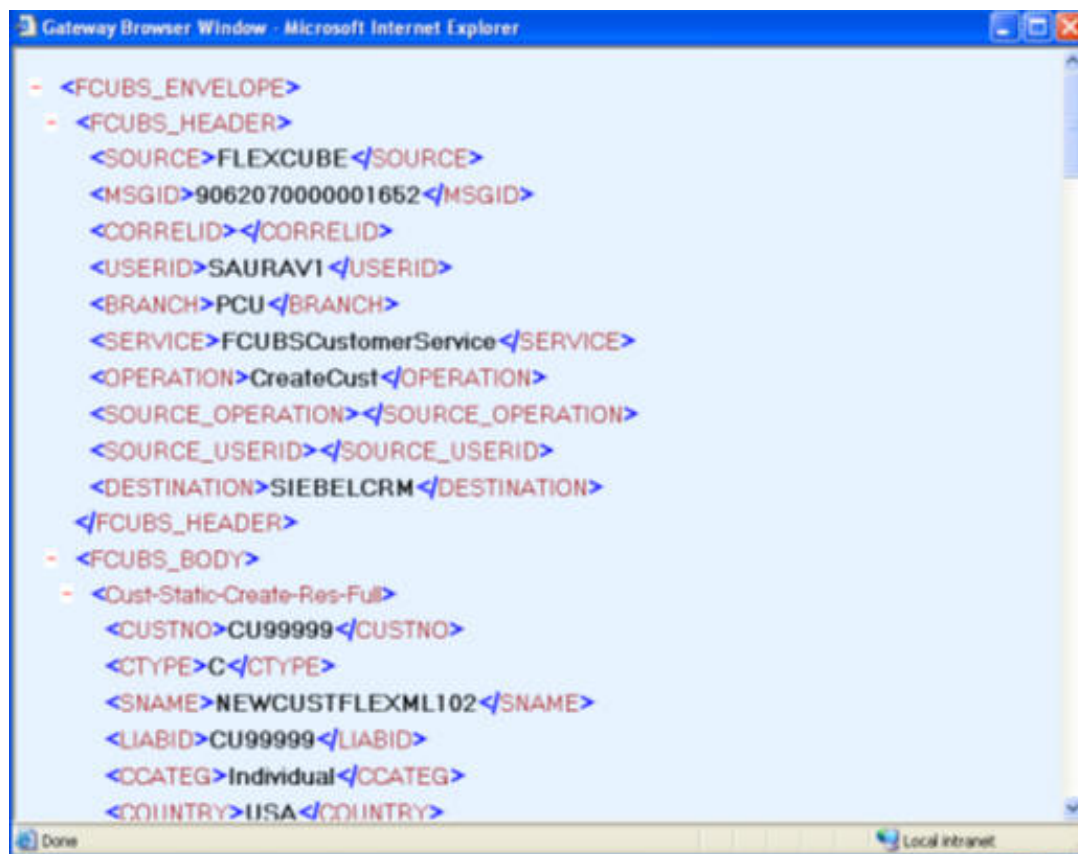
Exit

Click 'Text View' button in the 'Duplicate Message Browser - Summary' screen to view the duplicate messages in the text format.

Duplicate Message Browser - Text View

Page of

Click 'XML View' button in the 'Duplicate Message Browser - Summary' screen to view the duplicate messages in the following format:



3.2.1 Querying Duplicate Message Browser

You can query the list of duplicate messages using the 'Duplicate Message Browser - Summary' screen with functions for search. You can invoke this screen by typing

'GWSPBROW' in the field at the top right corner of the Application tool bar and clicking the adjoining arrow button.

The screenshot shows a web application window titled 'Summary'. At the top, there are 'Advanced Search' and 'Reset' buttons. Below these are two columns of search criteria fields, each with a dropdown arrow icon: Message Reference, External System, Correlation Id, Service Name, User Id, Server Date Stamp, Branch, Message Id, Request Queue Message Id, Operation Code, Their User Id, and Status. Below the fields is a pagination bar with 'Records per page' set to 15, and buttons for 'First', 'Previous', '1 Of 1', 'Next', 'Last', and 'Go'. Below the pagination bar is a table header with columns: Message Reference, Branch, External System, Message Id, Correlation Id, Request Queue Message Id, Service Name, Operation Code, and User Id. At the bottom right of the window is an 'Exit' button.

This query screen can be used to search for duplicate messages which match the criteria (Message Reference Number, External System, Service Name etc) you specify. The 'Result' list shows the messages which match your query. The search functions available are:

Advanced

Click **Advanced** to specify queries with logical operators such as AND, OR and NOT.

Reset

Click **Reset** to empty the values in the criteria fields, so that you may begin a new search.

Query

After specifying your search criteria click **Query** to view the list of results which match your search criteria.

Refresh

Click **Refresh** to refresh the list of results.

3.3 Outgoing Message Browser

Once the incoming messages have been processed, a response message will be sent to the external systems along with the status of the processed messages. The response messages will be displayed in the 'Outgoing Message Browser'. You can invoke the 'Outgoing Message

Browser' screen by typing 'MSDOUTBR' in the field at the top right corner of the Application tool bar and clicking on the adjoining arrow button.

Outgoing Message Browser

Enter Query

Operation Any or Original

Message Details

Document Number Message Status

Reference Number Hold/Release Status

Module Acknowledgement Status

Message Type External Reference

Receiver Delivery By

Currency RTGS Network

Amount Testing Status

DCN List

Receiver Details

Name Node

Location Movement Branch

Address SWIFT Message Type

Address 2 Priority

Address 3 Hold Mail

Address 4 Exception

Media

Test Word Details

Testword Test Amount

Test Date Test Currency

Test Word Narrative

Ok Exit

In the 'Outgoing Message Browser' screen you can view the details of the messages sent to the external systems. You can also view the messages in the XML format or the Text format.

Click 'Text View' button to view the response message in text format as shown below:

Text View

Page of

Navigation buttons: < > + -

Click 'XML View' button to view the response messages in XML format as shown below:



3.4 Defining Notification Messages

The outgoing message browser also displays the notification messages. Every time the database layer receives a notification message, it updates the outgoing message browser to display the same.

At the branch level, you can maintain notification codes for each branch. You can do this using the 'Notifications Installed' screen.

You can invoke the 'Notifications Installed – Detailed' screen by typing 'GWDNTFIN' in the field at the top right corner of the Application tool bar and clicking the adjoining arrow button.

The screenshot shows a software window titled "Notifications Installed". At the top, there is a menu bar with "New" and "Enter Query" options. Below the menu bar, there are four input fields: "Branch Code *" and "Notification Code *" on the left, and "Branch Name" and "Description" on the right. The "Branch Code *" and "Notification Code *" fields have dropdown arrows. The "Branch Name" and "Description" fields have help icons. At the bottom of the window, there is a "Fields" section with "Input By Date Time", "Authorized By Date Time", and "Modification Number" (with "Authorized" and "Open" checkboxes). An "Exit" button is located in the bottom right corner.

In this screen, you need to specify the following details:

Branch Code

Select a branch code for which you wish to assign a notification code. Once you select the branch code, the corresponding description is displayed.

Notification Code

From the list of values, select a notification code you wish to link with the branch. This will be used to generate notifications for the entire branch. Once you select the notification code, the corresponding description is displayed.

In addition to maintaining a notification code for a given branch, you can also specify a topic or a queue to which the notification messages should be sent.

You can define a topic/queue for a given branch and notification code in the 'Notifications Enroute' screen.

3.4.1 Viewing Installed Notification Details

You can view and query the list of notification messages using the 'Notifications Installed - Summary' screen. You can invoke this screen by typing 'GWSNTFIN' in the field at the top right corner of the Application tool bar and clicking the adjoining arrow button.

The screenshot shows a web application window titled 'Summary'. At the top, there are 'Advanced Search' and 'Reset' buttons. Below this, there are four search criteria fields: 'Authorization Status' (dropdown), 'Record Status' (dropdown), 'Branch Code' (text input with a search icon), and 'Notification Code' (text input with a search icon). A pagination bar indicates 'Records per page' is 15, with 'First', 'Previous', '1 Of 1', 'Next', 'Last', and 'Go' buttons. The main content area is a table with the following columns: 'Authorization Status', 'Record Status', 'Branch Code', and 'Notification Code'. The table is currently empty. At the bottom of the window, there are buttons for 'Authoriza', 'Record St', and 'Exit'.

This summary screen can be used to search for notification messages which match the criteria (Message Reference Number, External System, Service Name etc) you specify. The 'Result' list shows the messages which match your query. The search functions available are:

Advanced

Click **Advanced** to specify queries with logical operators such as AND, OR and NOT.

Reset

Click **Reset** to empty the values in the criteria fields, so that you may begin a new search.

Query

After specifying your search criteria click **Query** to view the list of results which match your search criteria.

Refresh

Click **Refresh** to refresh the list of results.

3.5 Defining the Notifications Enroutes

You can invoke the 'Notification Enroutes - Detailed' screen by typing 'GWDNTFEN' in the field at the top right corner of the Application tool bar and clicking the adjoining arrow button.

The screenshot shows the 'Notifications En route' application window. The window title is 'Notifications En route'. The interface includes a top toolbar with 'New' and 'Enter Query' buttons. The main area contains two columns of input fields. The left column has 'Branch Code *', 'Description', and 'Destination Name *'. The right column has 'Notification Code *' and 'Description'. Each field has a dropdown arrow icon. At the bottom, there is a 'Fields' section with labels for 'Input By Date Time', 'Authorized By Date Time', 'Modification Number', and checkboxes for 'Authorized' and 'Open'. An 'Exit' button is located in the bottom right corner.

In 'Notification Enroutes - Detailed' screen, you define the following details:

Branch

Specify a branch for which you wish to define a topic. If you want to use a single topic for all branches and for a given notification code, you can use a wildcard '****'. Once you select a Branch Code, the corresponding description is displayed.

Notification Code

Select a notification code from the list of notification codes provided. You can indicate a wildcard '****' if a single topic needs to be used for all notifications in a branch.

Topic/Queue Name

Define a topic or a queue here. If you define a topic, you can assign multiple notification codes for a branch. In case of a queue, you can define only one notification code for each branch.

3.5.1 Viewing Summary screen

You can view and query the list of notifications enroute using the 'Notifications Enroutes - Summary' screen. You can invoke this screen by typing 'GWSNTFEN' in the field at the top right corner of the Application tool bar and clicking the adjoining arrow button.

The screenshot shows a web application window titled "Summary". At the top, there are "Advanced Search" and "Reset" buttons. Below this, there are several search criteria fields: "Authorization Status" (a dropdown menu), "Record Status" (a dropdown menu), "Branch Code" (a text input field with a search icon), and "Destination Name" (a text input field with a search icon). To the right of these fields is a "Notification Code" field (a text input field with a search icon). Below the search fields is a pagination bar that includes "Records per page" (set to 15), "First", "Previous", "1 Of 1", "Next", "Last", and "Go" buttons. Below the pagination bar is a table header with the following columns: "Authorization Status", "Record Status", "Branch Code", "Notification Code", and "Destination Name". At the bottom of the screen, there are three buttons: "Authorizal", "Record St", and "Exit".

This summary screen can be used to search for notifications enroute which match the criteria (Message Reference Number, External System, Service Name etc) you specify. The 'Result' list shows the messages which match your query. The search functions available are:

Advanced

Click **Advanced** to specify queries with logical operators such as AND, OR and NOT.

Reset

Click **Reset** to empty the values in the criteria fields, so that you may begin a new search.

Query

After specifying your search criteria click **Query** to view the list of results which match your search criteria.

Refresh

Click **Refresh** button to refresh the list of results.

4. Message Formats

4.1 Introduction

Data exchanged between Oracle FLEXCUBE and the external systems will be in the form of XML messages. These XML messages are defined in FCUBS in the form of XML Schema Documents (XSD) and are referred to as 'FCUBS formats'. An XML Schema is uniquely identified by its Namespace and its Root Element (root node). The root node for XSDs of gateway messages will be generated as per the following pattern:

- <OPERATION>_<MESSAGE EXCHANGE PATTERN>_REQ
- <OPERATION>_<MESSAGE EXCHANGE PATTERN>_RES
- Where
- <OPERATION> refers to an Oracle FLEXCUBE operation like CREATECUSTACC
- <MESSAGE_EXCHANGE_PATTERN> refers to the request & response message patterns exchanged. The Message Pattern is of the following types
 - FS (Full Screen) - This indicates that the payload will contain all the elements on the corresponding Oracle FLEXCUBE screen.
 - IO (Input Only) - This indicates that the payload will contain the only input elements on the corresponding Oracle FLEXCUBE screen.
 - PK (Primary Key): This indicates that the payload will contain only the Primary Key elements of the corresponding Oracle FLEXCUBE screen.

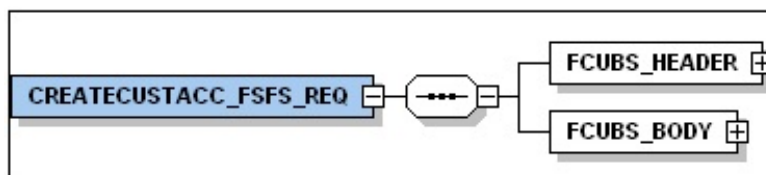
<MESSAGE_EXCHANGE_PATTERN> is a combination of message patterns. The <MESSAGE_EXCHANGE_PATTERN> available in FLEXCUBE is shown below:

- FSFS - Full Screen Request and Full Screen Response
- IOPK - Input Only Request and Primary Key Response
- IOFS - Input Only Request and Full Screen Response

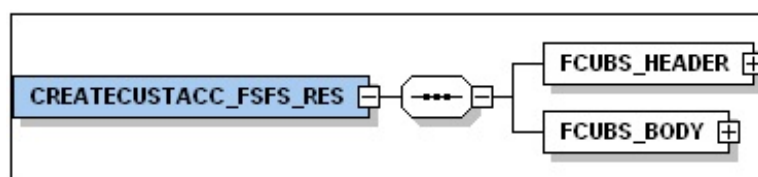
Non-Query Formats

For example, consider the Operation 'CREATECUSTACC'. The root node of messages under this operation will be as under:

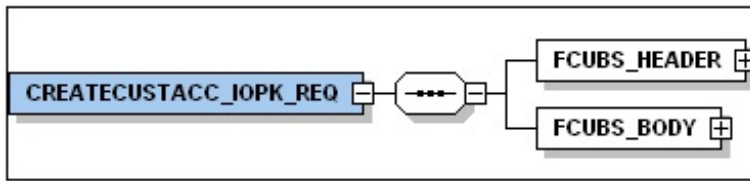
- CREATECUSTACC_FSFS_REQ



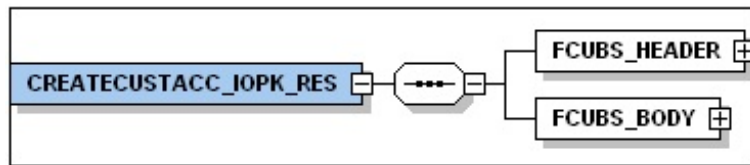
- CREATECUSTACC_FSFS_RES



- CREATECUSTACC_IOPK_REQ



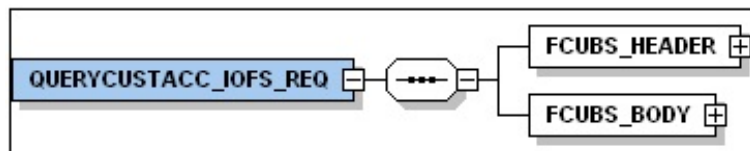
- CREATECUSTACC_IOPK_RES



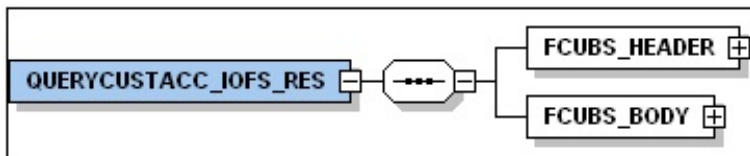
Query Formats

For example, consider the Operation 'QUERYCUSTACC'. The root node of messages under this operation will be as under:

- QUERYCUSTACC_IOFS_REQ



- QUERYCUSTACC_IOFS_RES

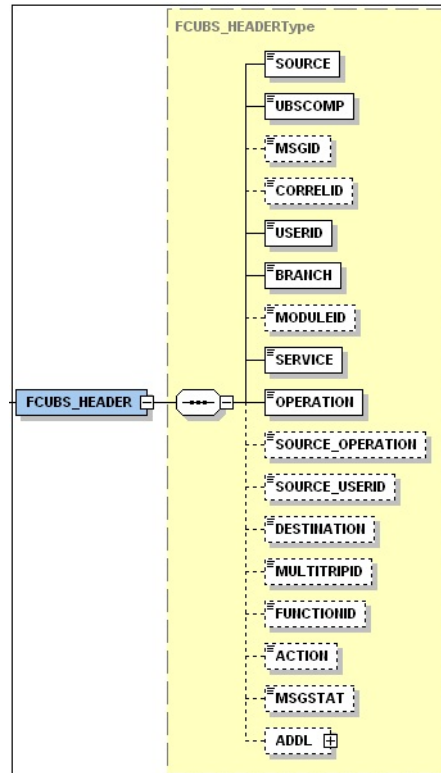


4.2 Oracle FLEXCUBE Envelope

A standard gateway message in the Oracle FLEXCUBE Envelope contains two main components namely:

- FCUBS_HEADER – This is a node that forms the header of the FCUBS Envelope. The tags under the header portion of a message will identify a partner system, a service, an operation, user, branch, etc. These tags are constant across all messages.

- FCUBS_BODY – This node contains the actual payload of a message. The contents of this node will vary for each message.



4.2.1 FCUBS HEADER

The tags under FCUBS HEADER have been described below:

SOURCE

This indicates the name of the External system that is the source of the message.

UBSCOMP

This indicates the Oracle FLEXCUBE component of the message - whether FCIS or FCUBS

MSGID

This unique ID identifies each message – incoming or outgoing in Oracle FLEXCUBE. Every message will have a distinct message ID.

CORRELID

This is the id using which any system which has sent a request to FC UBS can correlate to the response. In the External system maintenance, the Correlation Pattern can be configured for each external system. It can be maintained that either the 'MSGID' or the 'CORRELID' of the request message is returned back as the 'CORRELID' in the response message. Depending on this maintenance, Oracle FLEXCUBE will set either the 'MSGID' or the 'CORRELID' of the request message in the response message.

USERID

For request messages, this ID is used to submit message requests. Oracle FLEXCUBE will process this request using this id.

For response messages, the value of this will be 'null'.

BRANCH

This indicates the Oracle FLEXCUBE Branch Code where the request message needs to be processed. If the BRANCH is missing in the header, request message will be transmitted and processed in Head Office branch.

MODULEID

This indicates the module ID.

SERVICE

This provides details on the various services of Oracle FLEXCUBE. For every incoming message in Oracle FLEXCUBE, the service name is mandatory.

OPERATION

This indicates the functional operation.

SOURCE_OPERATION

This indicates the functional operation as registered in Oracle FLEXCUBE.

SOURCE_USERID

This is the User ID with which the request message was invoked from the SOURCE.

DESTINATION

For incoming messages, the destination will be Oracle FLEXCUBE. For response messages, system will populate the SOURCE of the request message as DESTINATION.

MULTIRIPID

This is a unique id which indicates overrides.

FUNCTIONID

This indicates the Oracle FLEXCUBE Function ID

MSGSTAT

This indicates whether the transaction is a SUCCESS or FAILURE.

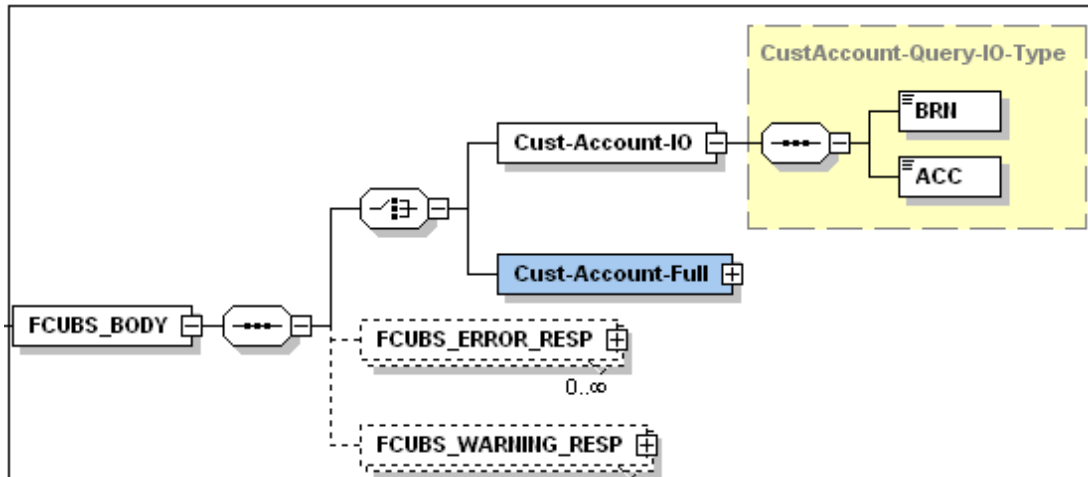
ADDL

This is used to send additional parameters i.e. parameters not available in Oracle FLEXCUBE.

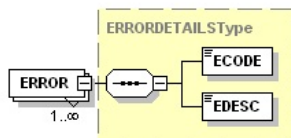
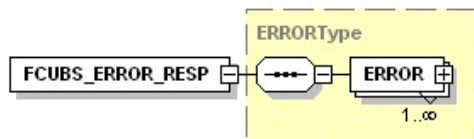
4.2.2 FCUBS_BODY

The FCUBS_BODY will contain the actual payload to perform the respective transaction. The contents of the payload will vary for each operation.

The following snapshot shows a sample FCUBS_BODY of QUERYCUSTACC operation.



FCUBS_BODY will contain additional nodes for error response and warning response. A diagrammatic representation of the Error response is as shown below:



4.2.2.1 FCUBS_ERROR_RESP

The error response message will be sent from Oracle FLEXCUBE when errors are raised in a transaction. The error response will have another tag 'ERROR' within it.

ERROR

The 'ERROR' node will have tags for error code and error description. The 'ERROR' node will be generated for each error raised by FCUBS.

4.2.2.2 FCUBS_WARNING_RESP

The warning response message will be sent when overrides are raised in a transaction. The Warning response will have another tag 'WARNING' within it.

WARNING

This node will have tags for warning code and warning description. The 'WARNING' node will be generated for each override raised by FCUBS.

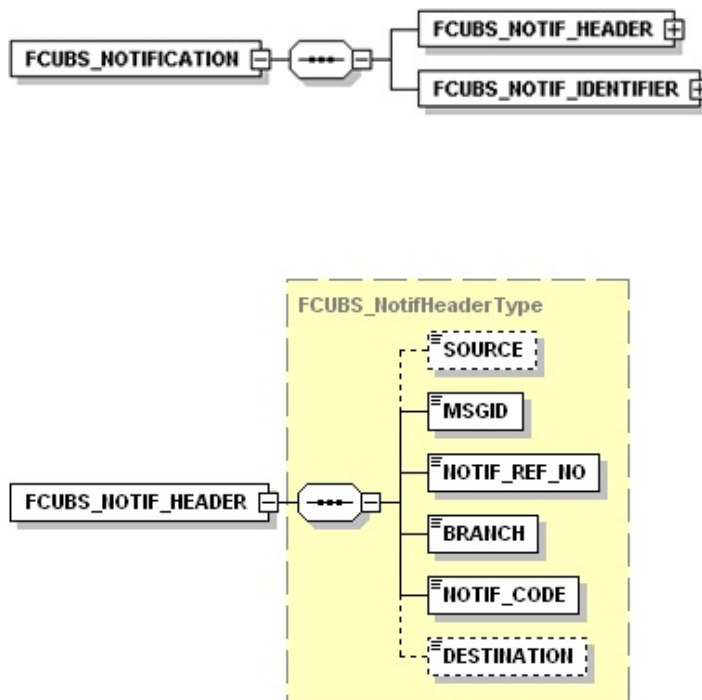
4.3 Oracle FLEXCUBE NOTIFICATION

The notification messages are generated in a standard format. The notification messages will consist of two main components:

FCUBS_NOTIF_HEADER – This forms the header portion of a notification message. This contains a standard set of tags that can identify a notification. These tags are constant across all notification messages.

FCUBS_NOTIF_IDENTIFIER – This will identify the maintenance records based on the information provided under this node. The contents of this node will vary for each notification.

A diagrammatic representation of FCUBS NOTIFICATION is as shown below:



4.3.1 FCUBS NOTIFICATION HEADER

The tags under FCUBS NOTIFICATION HEADER have been described below:

SOURCE

This indicates the name of the External system or the source of the message.

MSGID

This is the unique reference number generated by Oracle FLEXCUBE.

NOTIF_REF_NO.

This unique reference number identifies each notification message generated in Oracle FLEXCUBE.

BRANCH

This indicates the branch in which notification has been triggered.

NOTIF_CODE

This indicates the code for the notification that has been triggered.

DESTINATION

For incoming messages, the DESTINATION should be Oracle FLEXCUBE. For response messages, system will populate the SOURCE of the request message as DESTINATION.

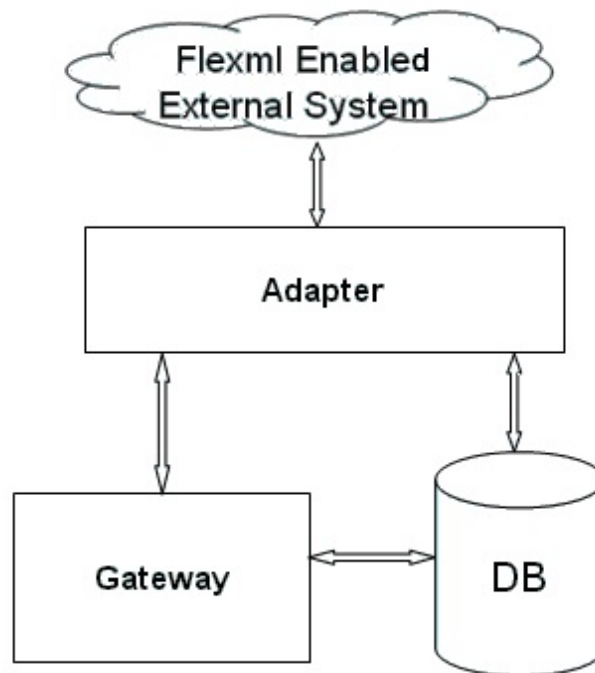
Refer 'Service-Documentation' available under 'Gateway' for details about each message.

5. FLEXML Adapter Message Conversion

5.1 Introduction

FLEXML Adapter is a component which facilitates the communication between existing FLEXML enabled systems and newer version of Oracle FLEXCUBE based on Gateways. The messages are converted from FLEXML format to Gateway format and vice versa.

The diagram given below indicates that the adapter acts as a middle layer facilitating the exchange of messages between FLEXML based systems and the Oracle FLEXCUBE database.



The different channels used by the adapter to communicate with the gateway can be categorized as follows:

- Inbound FLEXML Adapter
- Outbound FLEXML Adapter

5.2 Inbound FLEXML Adapter

Inbound FLEXML Adapter provides an XML based interface for the FLEXML enabled external system, to communicate with Oracle FLEXCUBE database. It converts the messages from FLEXML format to gateway format and invokes GW EJB, which handles further processing of the message.

The following communication mechanisms are available to process the incoming FLEXML messages:

- EJB Inbound Adapter – This is used if the external system is compatible with EJB interface. The external system invokes the adapter using EJB interface API method
- MDB Inbound Adapter - This is used if the external system is JMS compatible. The external system invokes the adapter by sending message to JMS Queue.

5.2.1 Processing Incoming FLEXML Request Message

The inbound adapter processes an incoming request message in FLEXML format as follows:

1. Adapter receives the request message in FLEXML format
2. The request message is logged in table, if the value of the property file parameter 'FXG_MSG_LOG_FLG' is 'Y'
3. XML message is validated using FLEXML DTD
4. If the message is invalid, the adapter generates parser error message in FLEXML format and sends it back to external system. If the message is valid, the source name, service name, and operation type is retrieved from the message
5. Based on source name, service name and operation type, request and reply XSLT file name is retrieved from database
6. XSLT is applied to convert the message from FLEXML format to GW format
7. GW EJB component is invoked, which processes the request and replies with a message in gateway format
8. XSLT is applied to convert GW reply message to FLEXML format.
9. The reply message is logged in table, if the value of the property file parameter 'FXG_MSG_LOG_FLG' is 'Y'
10. Reply message in FLEXML format is send back to the external system

5.3 Outbound FLEXML Adapter

An outbound adapter notifies any internal events within Oracle FLEXCUBE to the external system. For eg, internal events associated with static maintenances or transactions that happen in Oracle FLEXCUBE need to be communicated to the external system.

FLEXML uses the handoff mechanism to transfer data to the external system, whereas Gateway uses notification process for the same. Handoff messages contain complete transaction information, but notification message contains only the primary key of the transaction.

5.3.1 Processing Outbound Messages

The outbound messages to the external system are processed as follows:

1. Outbound adapter receives request notification XML message from the notification queue
2. Notification code is retrieved from the notification message
3. Using XSLT maintenance table and notification code, query XSLT, handoff XSLT and all the externals system names related to the notification code are retrieved by the adapter
4. Query XSLT is applied to convert GW notification XML message to GW query message and handoff XSLT is applied to convert GW reply to FLEXML format handoff message
5. The handoff queue name is retrieved using external system maintenance
6. The handoff message is logged in table, if the value of the property file parameter 'FXG_MSG_LOG_FLG' is 'Y'
7. Handoff XML message is send to each external system

5.3.2 Mapping FLEXML Format Messages to Gateway Format

FLEXML uses DTDs to define the structure of an XML document, whereas Gateways use XSDs for the same. Extensible Style Sheet Language (XSL), an XML based transformation language, is used to convert XML documents from one format to another.

The mapping can be done using any of the following methods:

- Optional Attribute Map Approach – X-Path language is used to map between the two XML formats
- Mandatory Attribute Map Approach – the mandatory attributes in the target XML document are mapped in this case.

6. Annexure – List of Messages

6.1 Introduction

This chapter lists out the various messages that fold under the purview of the following Gateway services:

- Inbound application integration – used when any external system needs to add, modify or query information within Oracle FLEXCUBE
- Outbound application integration – used when any external system needs to be notified of the various events that occur within Oracle FLEXCUBE.

6.2 Inbound Application Integration – Services

Oracle FLEXCUBE UBS Inbound Application Gateway provides XML based 'Services'. These services consist of one or more 'Operations'. These operations can be invoked by any external system to perform the relevant operation in Oracle FLEXCUBE UBS. The services supported by the Gateway are listed below:

- FCUBSFTService
- FCUBSSTService
- FCUBSRTService
- FCUBSAccService
- FCUBSDDService
- FCUBSLDService
- FCUBSLimitService
- FCUBSSwitchService
- FCUBSCustomerService
- FCUBSCustomerAdditionalService
- FCUBSTDService
- FCUBSPCService
- FCUBSExtPCService
- FCUBSCoreService
- FCUBSCLService
- FCUBSFPSService
- FCUBSSFService
- FCUBSCFService
- FCUBSICService
- FCUBSSIService

6.2.1 FCUBSFTService

All funds transfer operations are logically grouped under a service called 'FCUBSFTService'.

Oracle FLEXCUBE supports the following operations under this service:

- CreateMt101
- AuthorizeMt101
- DeleteMt101

- ModifyMt101
- QueryMt101
- CreateFTContract
- AmendFTContract
- QueryFTContract
- SummaryQueryProduct

6.2.1.1 **CreateMt101**

This is the operation code for creating Mt101 message in Oracle FLEXCUBE. It involves the following messages:

- CreateMt101-Req-Full- This is the request message to create Mt101 message in Oracle FLEXCUBE UBS. An external system which intends to create Mt101 message has to send the request in the format specified. The format of the message is called 'Full-screen', which includes all the fields (input fields and the display fields) as in the corresponding Oracle FLEXCUBE front-end screen.
- CreateMt101-Req-IO- This is the request message to create Mt101 message in Oracle FLEXCUBE UBS. An external system which intends to create Mt101 message has to send the request in the specified format. The format of the message is called 'Input-only', which has only those fields that are actually required for creating MT101 message.
- CreateMt101-Res-Full- This is the response message which is sent back to the external system when an Mt101 message is successfully created in Oracle FLEXCUBE UBS. The format of the message is called 'Full-screen response', which includes all the fields (input fields and the display fields) as in the corresponding Oracle FLEXCUBE screen.
- CreateMt101-Res-PK- This is the response message which is sent back to the external system when an Mt101 message is successfully created in Oracle FLEXCUBE UBS. The format of the message is called 'Primary-Key response', which includes only the primary key fields of the MT101 message in the Oracle FLEXCUBE data store.

6.2.1.2 **AuthorizeMt101**

This is the operation code for authorizing MT101 message in Oracle FLEXCUBE. It involves the following messages:

- AuthorizeMt101-Req-Full- This is the request message to authorize Mt101 message in Oracle FLEXCUBE UBS. An external system which intends to authorize has to send the request in the format specified. The format of the message is called 'Full-screen', which includes all the fields (input fields and the display fields) as in the corresponding Oracle FLEXCUBE front-end screen.
- AuthorizeMt101-Req-IO- This is the request message to authorize Mt101 message in Oracle FLEXCUBE UBS. An external system which intends to authorize MT101 message has to send the request in the specified format. The format of the message is called 'Input-only', which has only those fields that can be used to query.
- AuthorizeMt101-Res-Full- This is the response message which is sent back to the external system when Mt101 message is successfully authorized in Oracle FLEXCUBE UBS. The format of the message is called 'Full-screen response', which includes all the fields (input fields and the display fields) as in the corresponding Oracle FLEXCUBE screen.
- AuthorizeMt101-Res-PK- This is the response message which is sent back to the external system when Mt101 message is successfully authorized in Oracle FLEXCUBE UBS. The format of the message is called 'Primary-Key response', which includes only the primary key fields of the MT101 message in the Oracle FLEXCUBE data store.

6.2.1.3 DeleteMt101

This is the operation code for deleting Mt101 message in Oracle FLEXCUBE. It involves the following messages:

- DeleteMt101-Req-Full- This is the request message to delete Mt101 message in Oracle FLEXCUBE UBS. An external system which intends to delete MT101 message has to send the request in the format specified. The format of the message is called 'Full-screen', which includes all the fields (input fields and the display fields) as in the corresponding Oracle FLEXCUBE front-end screen.
- DeleteMt101-Req-IO- This is the request message to delete Mt101 message in Oracle FLEXCUBE UBS. An external system which intends to delete an MT101 message has to send the request in the specified format. The format of the message is called 'Input-only', which has only those fields that are actually required for closing MT101 message.
- DeleteMt101-Res-Full- This is the response message which is sent back to the external system when Mt101 message is successfully deleted in Oracle FLEXCUBE UBS. The format of the message is called 'Full-screen response', which includes all the fields (input fields and the display fields) as in the corresponding Oracle FLEXCUBE screen.
- DeleteMt101-Res-PK- This is the response message which is sent back to the external system when Mt101 message is successfully deleted in Oracle FLEXCUBE UBS. The format of the message is called 'Primary-Key response', which includes only the primary key fields of the MT101 message in the Oracle FLEXCUBE data store.

6.2.1.4 ModifyMt101

This is the operation code for modifying Mt101 message in Oracle FLEXCUBE. It involves the following messages:

- ModifyMt101-Req-Full- This is the request message to modify Mt101 message in Oracle FLEXCUBE UBS. An external system which intends to close an MT101 message has to send the request in the format specified. The format of the message is called 'Full-screen', which includes all the fields (input fields and the display fields) as in the corresponding Oracle FLEXCUBE front-end screen.
- ModifyMt101-Req-IO- This is the request message to modify Mt101 message in Oracle FLEXCUBE UBS. An external system which intends to modify an MT101 message has to send the request in the specified format. The format of the message is called 'Input-only', which has only those fields that are actually required for modifying MT101 message.
- ModifyMt101-Res-Full- This is the response message which is sent back to the external system when Mt101 message is successfully modified in Oracle FLEXCUBE UBS. The format of the message is called 'Full-screen response', which includes all the fields (input fields and the display fields) as in the corresponding Oracle FLEXCUBE screen.
- ModifyMt101-Res-PK- This is the response message which is sent back to the external system when Mt101 message is successfully modified in Oracle FLEXCUBE UBS. The format of the message is called 'Primary-Key response', which includes only the primary key fields of the MT101 message in the Oracle FLEXCUBE data store.

Note

Oracle FLEXCUBE allows modification only before the first authorization.

6.2.1.5 QueryMt101

This is the operation code for querying Mt101 message in Oracle FLEXCUBE. It involves the following messages:

- QueryMt101-Req-Full- This is the request message to query Mt101 message in Oracle FLEXCUBE UBS. An external system which intends to query an MT101 message has to send the request in the format specified. The format of the message is called 'Full-screen', which includes all the fields (input fields and the display fields) as in the corresponding Oracle FLEXCUBE front-end screen.
- QueryMt101-Req-IO- This is the request message to query Mt101 message in Oracle FLEXCUBE UBS. An external system which intends to query an MT101 message has to send the request in the specified format. The format of the message is called 'Input-only', which has only those fields that are actually required for querying an MT101 message.
- QueryMt101-Res-Full- This is the response message which is sent back to the external system when Mt101 message is successfully queried in Oracle FLEXCUBE UBS. The format of the message is called 'Full-screen response', which includes all the fields (input fields and the display fields) as in the corresponding Oracle FLEXCUBE screen.
- QueryMt101-Res-PK- This is the response message which is sent back to the external system when Mt101 message is successfully queried in Oracle FLEXCUBE UBS. The format of the message is called 'Primary-Key response', which includes only the primary key fields of the MT101 message in the Oracle FLEXCUBE data store.

6.2.1.6 CreateFTContract

This is the operation code for creating FT contract in Oracle FLEXCUBE. It involves the following messages:

- CreateFTContract-Req-Full- This is the request message to create FT contract in Oracle FLEXCUBE UBS. An external system which intends to create FT contract has to send the request in the format specified. The format of the message is called 'Full-screen', which includes all the fields (input fields and the display fields) as in the corresponding Oracle FLEXCUBE front-end screen.
- CreateFTContract-Req-IO- This is the request message to create FT contract in Oracle FLEXCUBE UBS. An external system which intends to create FT contract has to send the request in the specified format. The format of the message is called 'Input-only', which has only those fields that are actually required for creating an FT contract.
- CreateFTContract-Res-Full- This is the response message which is sent back to the external system when FT contract is successfully created in Oracle FLEXCUBE UBS. The format of the message is called 'Full-screen response', which includes all the fields (input fields and the display fields) as in the corresponding Oracle FLEXCUBE screen.
- CreateFTContract-Res-PK- This is the response message which is sent back to the external system when an FT contract is successfully created in Oracle FLEXCUBE UBS. The format of the message is called 'Primary-Key response', which includes only the primary key fields of the FT contract in the Oracle FLEXCUBE data store.

6.2.1.7 AmendFTContract

This is the operation code for amending FT contract in Oracle FLEXCUBE. It involves the following messages:

- AmendFTContract-Req-Full- This is the request message to amend FT contract in Oracle FLEXCUBE UBS. An external system which intends to amend FT contract has to send the request in the format specified. The format of the message is called 'Full-screen', which includes all the fields (input fields and the display fields) as in the corresponding Oracle FLEXCUBE front-end screen.
- AmendFTContract-Req-IO- This is the request message to amend FT contract in Oracle FLEXCUBE UBS. An external system which intends to amend FT contract has to send the request in the specified format. The format of the message is called 'Input-only', which has only those fields that are actually required for amending an FT contract.

- AmendFTContract-Res-Full- This is the response message which is sent back to the external system when FT contract is successfully amended in Oracle FLEXCUBE UBS. The format of the message is called 'Full-screen response', which includes all the fields (input fields and the display fields) as in the corresponding Oracle FLEXCUBE screen.
- AmendFTContract-Res-PK- This is the response message which is sent back to the external system when an existing FT contract is successfully amended in Oracle FLEXCUBE UBS. The format of the message is called 'Primary-Key response', which includes only the primary key fields of the FT contract in the Oracle FLEXCUBE data store.

6.2.1.8 QueryFTContract

This is the operation code for querying FT contract in Oracle FLEXCUBE. It involves the following messages:

- QueryFTcontract-Req-Full- This is the request message to query FT contract in Oracle FLEXCUBE UBS. An external system which intends to query FT contract has to send the request in the format specified. The format of the message is called 'Full-screen', which includes all the fields (input fields and the display fields) as in the corresponding Oracle FLEXCUBE front-end screen.
- QueryFTContract-Req-IO- This is the request message to query FT contract in Oracle FLEXCUBE UBS. An external system which intends to query FT contract has to send the request in the specified format. The format of the message is called 'Input-only', which has only those fields that are actually required for querying an FT contract.
- QueryFTContract-Res-Full- This is the response message which is sent back to the external system when FT contract is successfully queried in Oracle FLEXCUBE UBS. The format of the message is called 'Full-screen response', which includes all the fields (input fields and the display fields) as in the corresponding Oracle FLEXCUBE screen.
- QueryFTContract-Res-PK- This is the response message which is sent back to the external system when FT contract is successfully queried in Oracle FLEXCUBE UBS. The format of the message is called 'Primary-Key response', which includes only the primary key fields of the FT contract in the Oracle FLEXCUBE data store.

6.2.1.9 SummaryQueryProduct

This is the operation code for querying FT summary product in Oracle FLEXCUBE.

Note

For this operation, you need to maintain 'FTVPRMNT' as the function for 'SummaryQueryProduct' operation code in 'External System Functions' (GWDEXFUN) screen.

6.2.2 **FCUBSSTService**

All account class operations are logically grouped under a service called 'FCUBSSTService'.

Oracle FLEXCUBE supports the following operations under this service:

- CreateAccClasMaint
- DeleteAccClasMaint
- AuthorizeAccClasMaint
- ModifyAccClasMaint
- QueryAccClasMaint
- CreateBranch
- AuthorizeBranch

- DeleteBranch
- QueryBranch

6.2.2.1 CreateAccClasMaint

This is the operation code for creating new account class in Oracle FLEXCUBE. It involves the following messages:

- CreateAccClasMaint-Req-Full- This is the request message to create new account class in Oracle FLEXCUBE UBS. An external system which intends to create the account class has to send the request in the format specified. The format of the message is called 'Full-screen', which includes all the fields (input fields and the display fields) as in the corresponding Oracle FLEXCUBE front-end screen.
- CreateAccClasMaint-Req-IO- This is the request message to create new account class in Oracle FLEXCUBE UBS. An external system which intends to create the account class has to send the request in the specified format. The format of the message is called 'Input-only', which has only those fields that are actually required for creating a account class.
- CreateAccClasMaint-Res-Full- This is the response message which is sent back to the external system when an account class request is successfully created in Oracle FLEXCUBE UBS. The format of the message is called 'Full-screen response', which includes all the fields (input fields and the display fields) as in the corresponding Oracle FLEXCUBE screen.
- CreateAccClasMaint-Res-PK- This is the response message which is sent back to the external system when an account class is created from Oracle FLEXCUBE UBS. The format of the message is called 'Primary-Key response', which includes only the primary key fields of the account class in the Oracle FLEXCUBE data store.

6.2.2.2 DeleteAccClasMaint

This is the operation code for deleting account class in Oracle FLEXCUBE. It involves the following messages:

- DeleteAccClasMaint-Req-Full- This is the request message to delete an account class in Oracle FLEXCUBE UBS. An external system which intends to delete the account class has to send the request in the format specified. The format of the message is called 'Full-screen', which includes all the fields (input fields and the display fields) as in the corresponding Oracle FLEXCUBE front-end screen.
- DeleteAccClasMaint-Req-IO- This is the request message to delete an account class in Oracle FLEXCUBE UBS. An external system which intends to delete the account class has to send the request in the specified format. The format of the message is called 'Input-only', which has only those fields that are actually required for creating a account class.
- DeleteAccClasMaint-Res-Full- This is the response message which is sent back to the external system when an account class request is successfully deleted in Oracle FLEXCUBE UBS. The format of the message is called 'Full-screen response', which includes all the fields (input fields and the display fields) as in the corresponding Oracle FLEXCUBE screen.
- DeleteAccClasMaint-Res-PK- This is the response message which is sent back to the external system when an account class is deleted from Oracle FLEXCUBE UBS. The format of the message is called 'Primary-Key response', which includes only the primary key fields of the account class in the Oracle FLEXCUBE data store.

6.2.2.3 AuthorizeAccClasMaint

This is the operation code for authorizing account class done in Oracle FLEXCUBE. It involves the following messages:

- AuthorizeAccClasMaint-Req-Full- This is the request message to authorize an account class in Oracle FLEXCUBE UBS. An external system which intends to authorize the account class has to send the request in the format specified. The format of the message is called 'Full-screen', which includes all the fields (input fields and the display fields) as in the corresponding Oracle FLEXCUBE front-end screen.
- AuthorizeAccClasMaint-Req-IO- This is the request message to authorize an account class in Oracle FLEXCUBE UBS. An external system which intends to authorize the account class has to send the request in the specified format. The format of the message is called 'Input-only', which has only those fields that are actually required for authorizing an account class.
- AuthorizeAccClasMaint-Res-Full- This is the response message which is sent back to the external system when an account class request is successfully authorized in Oracle FLEXCUBE UBS. The format of the message is called 'Full-screen response', which includes all the fields (input fields and the display fields) as in the corresponding Oracle FLEXCUBE screen.
- AuthorizeAccClasMaint-Res-PK- This is the response message which is sent back to the external system when an account class is authorized from Oracle FLEXCUBE UBS. The format of the message is called 'Primary-Key response', which includes only the primary key fields of the account class in the Oracle FLEXCUBE data store.

6.2.2.4 ModifyAccClasMaint

This is the operation code for modifying account class done in Oracle FLEXCUBE. It involves the following messages:

- ModifyAccClasMaint-Req-Full- This is the request message to modify an account class in Oracle FLEXCUBE UBS. An external system which intends to modify the account class has to send the request in the format specified. The format of the message is called 'Full-screen', which includes all the fields (input fields and the display fields) as in the corresponding Oracle FLEXCUBE front-end screen.
- ModifyAccClasMaint-Req-IO- This is the request message to modify an account class in Oracle FLEXCUBE UBS. An external system which intends to modify the account class has to send the request in the specified format. The format of the message is called 'Input-only', which has only those fields that are actually required for creating a account class.
- ModifyAccClasMaint-Res-Full- This is the response message which is sent back to the external system when an account class request is successfully modified in Oracle FLEXCUBE UBS. The format of the message is called 'Full-screen response', which includes all the fields (input fields and the display fields) as in the corresponding Oracle FLEXCUBE screen.
- ModifyAccClasMaint-Res-PK- This is the response message which is sent back to the external system when an account class is modified from Oracle FLEXCUBE UBS. The format of the message is called 'Primary-Key response', which includes only the primary key fields of the account class in the Oracle FLEXCUBE data store.

6.2.2.5 QueryAccClasMaint

This is the operation code for querying account class in Oracle FLEXCUBE. It involves the following messages:

- QueryAccClasMaint-Req-Full- This is the request message to query an account class in Oracle FLEXCUBE UBS. An external system which intends to query the account class has to send the request in the format specified. The format of the message is called 'Full-screen', which includes all the fields (input fields and the display fields) as in the corresponding Oracle FLEXCUBE front-end screen.
- QueryAccClasMaint-Req-IO- This is the request message to query an account class in Oracle FLEXCUBE UBS. An external system which intends to query the account class

has to send the request in the specified format. The format of the message is called 'Input-only', which has only those fields that are actually required for querying an account class.

- QueryAccClasMaint-Res-Full- This is the response message which is sent back to the external system when an account class request is successfully queried in Oracle FLEXCUBE UBS. The format of the message is called 'Full-screen response', which includes all the fields (input fields and the display fields) as in the corresponding Oracle FLEXCUBE screen.
- QueryAccClasMaint-Res-PK- This is the response message which is sent back to the external system when an account class is queried from Oracle FLEXCUBE UBS. The format of the message is called 'Primary-Key response', which includes only the primary key fields of the account class in the Oracle FLEXCUBE data store.

6.2.2.6 CreateBranch

This is the operation code for creating a branch in Oracle FLEXCUBE. It involves the following messages:

- CreateBranch-Req-Full- This is the request message to create branch in Oracle FLEXCUBE UBS. An external system which intends to create branch has to send the request in the format specified. The format of the message is called 'Full-screen', which includes all the fields (input fields and the display fields) as in the corresponding Oracle FLEXCUBE front-end screen.
- CreateBranch-Req-IO- This is the request message to create branch in Oracle FLEXCUBE UBS. An external system which intends to create branch has to send the request in the specified format. The format of the message is called 'Input-only', which has only those fields that are actually required for creating a branch.
- CreateBranch-Res-Full- This is the response message which is sent back to the external system when a branch is successfully created in Oracle FLEXCUBE UBS. The format of the message is called 'Full-screen response', which includes all the fields (input fields and the display fields) as in the corresponding Oracle FLEXCUBE screen.
- CreateBranch-Res-PK- This is the response message which is sent back to the external system when a branch is created from Oracle FLEXCUBE UBS. The format of the message is called 'Primary-Key response', which includes only the primary key fields of the branch in the Oracle FLEXCUBE data store.

6.2.2.7 AuthorizeBranch

This is the operation code for authorizing branch created in Oracle FLEXCUBE. It involves the following messages:

- AuthorizeBranch-Req-Full- This is the request message to authorize a branch in Oracle FLEXCUBE UBS. An external system which intends to authorize the branch has to send the request in the format specified. The format of the message is called 'Full-screen', which includes all the fields (input fields and the display fields) as in the corresponding Oracle FLEXCUBE front-end screen.
- AuthorizeBranch-Req-IO- This is the request message to authorize a branch in Oracle FLEXCUBE UBS. An external system which intends to authorize the branch has to send the request in the specified format. The format of the message is called 'Input-only', which has only those fields that are actually required for authorizing a branch.
- AuthorizeBranch-Res-Full- This is the response message which is sent back to the external system when a branch is successfully authorized in Oracle FLEXCUBE UBS. The format of the message is called 'Full-screen response', which includes all the fields (input fields and the display fields) as in the corresponding Oracle FLEXCUBE screen.
- AuthorizeBranch-Res-PK- This is the response message which is sent back to the external system when a branch is authorized from Oracle FLEXCUBE UBS. The format

of the message is called 'Primary-Key response', which includes only the primary key fields of the branch in the Oracle FLEXCUBE data store.

6.2.2.8 DeleteBranch

This is the operation code for deleting a branch in Oracle FLEXCUBE. It involves the following messages:

- DeleteBranch-Req-Full- This is the request message to delete a branch in Oracle FLEXCUBE UBS. An external system which intends to delete the branch has to send the request in the format specified. The format of the message is called 'Full-screen', which includes all the fields (input fields and the display fields) as in the corresponding Oracle FLEXCUBE front-end screen.
- DeleteBranch-Req-IO- This is the request message to delete a branch in Oracle FLEXCUBE UBS. An external system which intends to delete a branch has to send the request in the specified format. The format of the message is called 'Input-only', which has only those fields that are actually required for deleting a branch.
- DeleteBranch-Res-Full- This is the response message which is sent back to the external system when a branch request is successfully deleted in Oracle FLEXCUBE UBS. The format of the message is called 'Full-screen response', which includes all the fields (input fields and the display fields) as in the corresponding Oracle FLEXCUBE screen.
- DeleteBranch-Res-PK- This is the response message which is sent back to the external system when a branch is deleted from Oracle FLEXCUBE UBS. The format of the message is called 'Primary-Key response', which includes only the primary key fields of the branch in the Oracle FLEXCUBE data store.

6.2.2.9 QueryBranch

This is the operation code for querying a branch in Oracle FLEXCUBE. It involves the following messages:

- QueryBranch-Req-Full- This is the request message to query a branch in Oracle FLEXCUBE UBS. An external system which intends to query a branch has to send the request in the format specified. The format of the message is called 'Full-screen', which includes all the fields (input fields and the display fields) as in the corresponding Oracle FLEXCUBE front-end screen.
- QueryBranch-Req-IO- This is the request message to query a branch in Oracle FLEXCUBE UBS. An external system which intends to query a branch has to send the request in the specified format. The format of the message is called 'Input-only', which has only those fields that are actually required for querying a branch.
- QueryBranch-Res-Full- This is the response message which is sent back to the external system when a branch is successfully queried in Oracle FLEXCUBE UBS. The format of the message is called 'Full-screen response', which includes all the fields (input fields and the display fields) as in the corresponding Oracle FLEXCUBE screen.
- QueryBranch-Res-PK- This is the response message which is sent back to the external system when a branch is queried from Oracle FLEXCUBE UBS. The format of the message is called 'Primary-Key response', which includes only the primary key fields of the branch in Oracle FLEXCUBE data store.

6.2.3 FCUBSRTService

All account operations are logically grouped under a service called 'FCUBSRTService'.

Oracle FLEXCUBE supports the following operations under this service:

- CreateTransaction

6.2.3.1 CreateTransaction

This is the operation code for creating transaction through Zengin message in Oracle FLEXCUBE. It involves the following messages:

- CreateTransaction-Req-Full- This is the request message to create transaction through Zengin message in Oracle FLEXCUBE UBS. An external system which intends to transaction through Zengin message has to send the request in the format specified. The format of the message is called 'Full-screen', which includes all the fields (input fields and the display fields) as in the corresponding Oracle FLEXCUBE front-end screen.
- CreateTransaction-Req-IO- This is the request message to create transaction through Zengin message in Oracle FLEXCUBE UBS. An external system which intends to transaction through Zengin message has to send the request in the specified format. The format of the message is called 'Input-only', which has only those fields that are actually required for creating TD simulation.
- CreateTransaction-Res-Full- This is the response message which is sent back to the external system when a transaction through Zengin message is successfully created in Oracle FLEXCUBE UBS. The format of the message is called 'Full-screen response', which includes all the fields (input fields and the display fields) as in the corresponding Oracle FLEXCUBE screen.
- CreateTransaction-Res-PK- This is the response message which is sent back to the external system when a transaction through Zengin message is successfully created in Oracle FLEXCUBE UBS. The format of the message is called 'Primary-Key response', which includes only the primary key fields of the TD simulation in the Oracle FLEXCUBE data store.

6.2.4 FCUBSAccService

All account operations are logically grouped under a service called 'FCUBSAccService'.

- CheckBookNew
- CheckBookModify
- CheckBookQuery
- CreateTDSim
- QueryGenAdvice
- CreateTDCustAcc
- AuthorizeTDCustAcc
- Delete TDCustAcc
- ModifyTDCustAcc
- CloseTDCustAcc
- ReopenTDCustAcc
- QueryTDCustAcc
- CreateTDTopUp
- AuthorizeTDTopUp
- DeleteTDTopUp
- ModifyTDTopUp
- CreateTDAccClass
- ModifyTDAccClass
- QueryTDAccClass
- DeleteTDAccClass

- CreateCustAcc
- ModifyCustAcc
- AuthorizeCustAcc
- QueryCustAcc
- DeleteCustAcc
- CloseCustAcc
- ReopenCustAcc
- QueryTDCustAccSim
- QueryCustAccBalance
- CreateAcCcyChange
- ModifyAcCcyChange
- AuthorizeAcCcyChange
- QueryAcCcyChange
- CloseAcCcyChange
- DeleteAcCcyChange
- ReopenAcCcyChange
- CreateTDAccount
- AuthorizeTDAccount
- DeleteTDAccount
- QueryTDAccount
- CreateAccountClass
- AuthorizeAccountClass
- DeleteAccountClass
- QueryAccountClass
- CloseAccountClass
- ReopenAccountClass
- ModifyAccountClass
- CreateCasaRev
- AuthCasaRev
- DeleteCasaRev
- QueryCasaRev
- CreateAccClass
- ModifyAccClass
- AuthorizeAccClass
- DeleteAccClass
- QueryAccClass
- CloseAccClass
- ReopenAccClass
- CreateNisaDebit
- AuthorizeNisaDebit
- DeleteNisaDebit
- QueryNisaDebit
- ModifyNisaDebit

6.2.4.1 CheckBookNew

This is the operation code for creating new Cheque Book in Oracle FLEXCUBE. It involves the following messages:

- CheckBookNew-Req-Full- This is the request message to create new cheque book in Oracle FLEXCUBE UBS. An external system which intends to create a new cheque book has to send the request in the format specified. The format of the message is called 'Full-screen', which includes all the fields (input fields and the display fields) as in the corresponding Oracle FLEXCUBE front-end screen.
- CheckBookNew -Req-IO- This is the request message to create new cheque book in Oracle FLEXCUBE UBS. An external system which intends to create the cheque book has to send the request in the specified format. The format of the message is called 'Input-only', which has only those fields that are actually required for creating a new cheque book.
- CheckBookNew -Res-Full- This is the response message which is sent back to the external system when a new cheque book is successfully created in Oracle FLEXCUBE UBS. The format of the message is called 'Full-screen response', which includes all the fields (input fields and the display fields) as in the corresponding Oracle FLEXCUBE screen.
- CheckBookNew -Res-PK- This is the response message which is sent back to the external system when anew cheque book is successfully created in Oracle FLEXCUBE UBS. The format of the message is called 'Primary-Key response', which includes only the primary key fields of the cheque book record in the Oracle FLEXCUBE data store.

6.2.4.2 CheckBookModify

This is the operation code for modifying new Cheque Book in Oracle FLEXCUBE. It involves the following messages:

- CheckBookModify-Req-Full- This is the request message to modify a cheque book in Oracle FLEXCUBE UBS. An external system which intends to modify a cheque book has to send the request in the format specified. The format of the message is called 'Full-screen', which includes all the fields (input fields and the display fields) as in the corresponding Oracle FLEXCUBE front-end screen.
- CheckBookModify-Req-IO- This is the request message to modify a cheque book in Oracle FLEXCUBE UBS. An external system which intends to modify a cheque book has to send the request in the specified format. The format of the message is called 'Input-only', which has only those fields that are actually required for modifying a cheque book.
- CheckBookModify -Res-Full- This is the response message which is sent back to the external system when a cheque book is successfully modified in Oracle FLEXCUBE UBS. The format of the message is called 'Full-screen response', which includes all the fields (input fields and the display fields) as in the corresponding Oracle FLEXCUBE screen.
- CheckBookModify -Res-PK- This is the response message which is sent back to the external system when a cheque book is successfully modified in Oracle FLEXCUBE UBS. The format of the message is called 'Primary-Key response', which includes only the primary key fields of the cheque book in the Oracle FLEXCUBE data store.

6.2.4.3 CheckBookQuery

This is the operation code for querying new Cheque Book in Oracle FLEXCUBE. It involves the following messages:

- CheckBookQuery-Req-Full- This is the request message to query a cheque book in Oracle FLEXCUBE UBS. An external system which intends to query a cheque book has

to send the request in the format specified. The format of the message is called 'Full-screen', which includes all the fields (input fields and the display fields) as in the corresponding Oracle FLEXCUBE front-end screen.

- CheckBookQuery-Req-IO- This is the request message to query a cheque book in Oracle FLEXCUBE UBS. An external system which intends to query a cheque book has to send the request in the specified format. The format of the message is called 'Input-only', which has only those fields that are actually required for querying a cheque book.
- CheckBookQuery -Res-Full- This is the response message which is sent back to the external system when a cheque book is successfully queried in Oracle FLEXCUBE UBS. The format of the message is called 'Full-screen response', which includes all the fields (input fields and the display fields) as in the corresponding Oracle FLEXCUBE screen.
- CheckBookQuery -Res-PK- This is the response message which is sent back to the external system when a cheque book is successfully queried in Oracle FLEXCUBE UBS. The format of the message is called 'Primary-Key response', which includes only the primary key fields of the cheque book in the Oracle FLEXCUBE data store.

6.2.4.4 CreateTDSim

This is the operation code for creating TD simulation in Oracle FLEXCUBE. It involves the following messages:

- CreateTDSim-Req-Full- This is the request message to create TD simulation in Oracle FLEXCUBE UBS. An external system which intends to TD simulation has to send the request in the format specified. The format of the message is called 'Full-screen', which includes all the fields (input fields and the display fields) as in the corresponding Oracle FLEXCUBE front-end screen.
- CreateTDSim -Req-IO- This is the request message to create TD simulation in Oracle FLEXCUBE UBS. An external system which intends to TD simulation has to send the request in the specified format. The format of the message is called 'Input-only', which has only those fields that are actually required for creating TD simulation.
- CreateTDSim -Res-Full- This is the response message which is sent back to the external system when a TD simulation is successfully created in Oracle FLEXCUBE UBS. The format of the message is called 'Full-screen response', which includes all the fields (input fields and the display fields) as in the corresponding Oracle FLEXCUBE screen.
- CreateTDSim -Res-PK- This is the response message which is sent back to the external system when a TD simulation is successfully created in Oracle FLEXCUBE UBS. The format of the message is called 'Primary-Key response', which includes only the primary key fields of the TD simulation in the Oracle FLEXCUBE data store.

6.2.4.5 QueryGenAdvice

This is the operation code for querying GenAdvice in Oracle FLEXCUBE. It involves the following messages:

- QueryGenAdvice -Req-IO- This is the request message to query GenAdvice in Oracle FLEXCUBE UBS. An external system which intends to query GenAdvice has to send the request in the specified format. The format of the message is called 'Input-only', which has only those fields that are actually required for querying GenAdvice.
- QueryGenAdvice -Res-Full- This is the response message which is sent back to the external system when GenAdvice is successfully queried in Oracle FLEXCUBE UBS. The format of the message is called 'Full-screen response', which includes all the fields (input fields and the display fields) as in the corresponding Oracle FLEXCUBE screen.

6.2.4.6 CreateTDCustAcc

This is the operation code for creating TD in Oracle FLEXCUBE. It involves the following messages:

- **CreateTDCustAcc-Req-Full-** This is the request message to create TD in Oracle FLEXCUBE UBS. An external system which intends to create TD has to send the request in the format specified. The format of the message is called 'Full-screen', which includes all the fields (input fields and the display fields) as in the corresponding Oracle FLEXCUBE front-end screen.
- **CreateTDCustAcc -Req-IO-** This is the request message to create TD in Oracle FLEXCUBE UBS. An external system which intends to createTD has to send the request in the specified format. The format of the message is called 'Input-only', which has only those fields that are actually required for creating a TD.
- **CreateTDCustAcc -Res-Full-** This is the response message which is sent back to the external system when a TD is successfully created in Oracle FLEXCUBE UBS. The format of the message is called 'Full-screen response', which includes all the fields (input fields and the display fields) as in the corresponding Oracle FLEXCUBE screen.
- **CreateTDCustAcc -Res-PK-** This is the response message which is sent back to the external system when a TD is successfully created in Oracle FLEXCUBE UBS. The format of the message is called 'Primary-Key response', which includes only the primary key fields of the TD creation in the Oracle FLEXCUBE data store.

6.2.4.7 AuthorizeTDCustAcc

This is the operation code for authorizing the TD in Oracle FLEXCUBE. It involves the following messages:

- **AuthorizeTDCustAcc-Req-Full-** This is the request message to authorize TD in Oracle FLEXCUBE UBS. An external system which intends to authorize a TD has to send the request in the format specified. The format of the message is called 'Full-screen', which includes all the fields (input fields and the display fields) as in the corresponding Oracle FLEXCUBE front-end screen.
- **AuthorizeTDCustAcc -Req-IO-** This is the request message to authorize TD in Oracle FLEXCUBE UBS. An external system which intends to authorize a TD has to send the request in the specified format. The format of the message is called 'Input-only', which has only those fields that are actually required for creating TD simulation.
- **AuthorizeTDCustAcc -Res-Full-** This is the response message which is sent back to the external system when a TD is successfully authorized in Oracle FLEXCUBE UBS. The format of the message is called 'Full-screen response', which includes all the fields (input fields and the display fields) as in the corresponding Oracle FLEXCUBE screen.
- **AuthorizeTDCustAcc -Res-PK-** This is the response message which is sent back to the external system when a TD is successfully authorized in Oracle FLEXCUBE UBS. The format of the message is called 'Primary-Key response', which includes only the primary key fields of the TD authorization in the Oracle FLEXCUBE data store.

6.2.4.8 DeleteTDCustAcc

This is the operation code for deleting a TD in Oracle FLEXCUBE. It involves the following messages:

- **DeleteTDCustAcc-Req-Full-** This is the request message to delete TD in Oracle FLEXCUBE UBS. An external system which intends to delete a TD has to send the request in the format specified. The format of the message is called 'Full-screen', which includes all the fields (input fields and the display fields) as in the corresponding Oracle FLEXCUBE front-end screen.

- DeleteTDCustAcc -Req-IO- This is the request message to delete TD in Oracle FLEXCUBE UBS. An external system which intends to delete a TD has to send the request in the specified format. The format of the message is called 'Input-only', which has only those fields that are actually required for creating TD simulation.
- DeleteTDCustAcc -Res-Full- This is the response message which is sent back to the external system when a TD is successfully deleted in Oracle FLEXCUBE UBS. The format of the message is called 'Full-screen response', which includes all the fields (input fields and the display fields) as in the corresponding Oracle FLEXCUBE screen.
- DeleteTDCustAcc -Res-PK- This is the response message which is sent back to the external system when a TD is successfully deleted in Oracle FLEXCUBE UBS. The format of the message is called 'Primary-Key response', which includes only the primary key fields of the TD deletion in the Oracle FLEXCUBE data store.

6.2.4.9 ModifyTDCustAcc

This is the operation code for modifying a TD in Oracle FLEXCUBE. It involves the following messages:

- ModifyTDCustAcc-Req-Full- This is the request message to modify TD in Oracle FLEXCUBE UBS. An external system which intends to modify a TD has to send the request in the format specified. The format of the message is called 'Full-screen', which includes all the fields (input fields and the display fields) as in the corresponding Oracle FLEXCUBE front-end screen.
- ModifyTDCustAcc -Req-IO- This is the request message to modify TD in Oracle FLEXCUBE UBS. An external system which intends to modify a TD has to send the request in the specified format. The format of the message is called 'Input-only', which has only those fields that are actually required for creating TD simulation.
- ModifyTDCustAcc -Res-Full- This is the response message which is sent back to the external system when a TD is successfully modified in Oracle FLEXCUBE UBS. The format of the message is called 'Full-screen response', which includes all the fields (input fields and the display fields) as in the corresponding Oracle FLEXCUBE screen.
- ModifyTDCustAcc -Res-PK- This is the response message which is sent back to the external system when a TD is successfully modified in Oracle FLEXCUBE UBS. The format of the message is called 'Primary-Key response', which includes only the primary key fields of the TD deletion in the Oracle FLEXCUBE data store.

6.2.4.10 CloseTDCustAcc

This is the operation code for closing a TD in Oracle FLEXCUBE. It involves the following messages:

- CloseTDCustAcc-Req-Full- This is the request message to close TD in Oracle FLEXCUBE UBS. An external system which intends to close a TD has to send the request in the format specified. The format of the message is called 'Full-screen', which includes all the fields (input fields and the display fields) as in the corresponding Oracle FLEXCUBE front-end screen.
- CloseTDCustAcc -Req-IO- This is the request message to close TD in Oracle FLEXCUBE UBS. An external system which intends to close a TD has to send the request in the specified format. The format of the message is called 'Input-only', which has only those fields that are actually required for creating TD simulation.
- CloseTDCustAcc -Res-Full- This is the response message which is sent back to the external system when a TD is successfully closed in Oracle FLEXCUBE UBS. The format of the message is called 'Full-screen response', which includes all the fields (input fields and the display fields) as in the corresponding Oracle FLEXCUBE screen.
- CloseTDCustAcc -Res-PK- This is the response message which is sent back to the external system when a TD is successfully closed in Oracle FLEXCUBE UBS. The

format of the message is called 'Primary-Key response', which includes only the primary key fields of the TD deletion in the Oracle FLEXCUBE data store.

6.2.4.11 ReopenTDCustAcc

This is the operation code for reopening a TD in Oracle FLEXCUBE. It involves the following messages:

- ReopenTDCustAcc-Req-Full- This is the request message to reopen TD in Oracle FLEXCUBE UBS. An external system which intends to reopen a TD has to send the request in the format specified. The format of the message is called 'Full-screen', which includes all the fields (input fields and the display fields) as in the corresponding Oracle FLEXCUBE front-end screen.
- ReopenTDCustAcc-Req-IO- This is the request message to reopen TD in Oracle FLEXCUBE UBS. An external system which intends to reopen a TD has to send the request in the specified format. The format of the message is called 'Input-only', which has only those fields that are actually required for creating TD simulation.
- ReopenTDCustAcc-Res-Full- This is the response message which is sent back to the external system when a TD is successfully reopened in Oracle FLEXCUBE UBS. The format of the message is called 'Full-screen response', which includes all the fields (input fields and the display fields) as in the corresponding Oracle FLEXCUBE screen.
- ReopenTDCustAcc-Res-PK- This is the response message which is sent back to the external system when a TD is successfully reopened in Oracle FLEXCUBE UBS. The format of the message is called 'Primary-Key response', which includes only the primary key fields of the TD deletion in the Oracle FLEXCUBE data store.

6.2.4.12 QueryTDCustAcc

This is the operation code for querying TD account in Oracle FLEXCUBE. It involves the following messages:

- QueryTDCustAcc -Req-IO- This is the request message to query a TD account in Oracle FLEXCUBE UBS. An external system which intends to query TD account has to send the request in the specified format. The format of the message is called 'Input-only', which has only those fields that are actually required for querying a TD account
- QueryTDCustAcc -Res-Full- This is the response message which is sent back to the external system when TD account is successfully queried in Oracle FLEXCUBE UBS. The format of the message is called 'Full-screen response', which includes all the fields (input fields and the display fields) as in the corresponding Oracle FLEXCUBE screen.

6.2.4.13 CreateTDTopUp

This is the operation code for doing a top-up of TD in Oracle FLEXCUBE. It involves the following messages:

- CreateTDTopUp-Req-Full- This is the request message to top-up TD account in Oracle FLEXCUBE UBS. An external system which intends to top-up a TD account has to send the request in the format specified. The format of the message is called 'Full-screen', which includes all the fields (input fields and the display fields) as in the corresponding Oracle FLEXCUBE front-end screen.
- CreateTDTopUp -Req-IO- This is the request message to top-up TD account in Oracle FLEXCUBE UBS. An external system which intends to top-up TD account has to send the request in the specified format. The format of the message is called 'Input-only', which has only those fields that are actually required for topping up a TD.
- CreateTDTopUp -Res-Full- This is the response message which is sent back to the external system when a TD account is successfully topped-up in Oracle FLEXCUBE UBS. The format of the message is called 'Full-screen response', which includes all the

fields (input fields and the display fields) as in the corresponding Oracle FLEXCUBE screen.

- CreateTDTopUp-Res-PK- This is the response message which is sent back to the external system when a TD account is successfully topped-up in Oracle FLEXCUBE UBS. The format of the message is called 'Primary-Key response', which includes only the primary key fields of the top-up in the Oracle FLEXCUBE data store.

6.2.4.14 AuthorizeTDTopUp

This is the operation code for authorizing top-up request of TD in Oracle FLEXCUBE. It involves the following messages:

- AuthorizeTDTopUp-Req-Full- This is the request message to authorize the top-up of TD account in Oracle FLEXCUBE UBS. An external system which intends to authorize the top-up has to send the request in the format specified. The format of the message is called 'Full-screen', which includes all the fields (input fields and the display fields) as in the corresponding Oracle FLEXCUBE front-end screen.
- AuthorizeTDTopUp -Req-IO- This is the request message to authorize the top-up of TD account in Oracle FLEXCUBE UBS. An external system which intends to authorize the top-up of TD account has to send the request in the specified format. The format of the message is called 'Input-only', which has only those fields that are actually required for topping up a TD.
- AuthorizeTDTopUp -Res-Full- This is the response message which is sent back to the external system when a TD account is topped-up is successfully authorized in Oracle FLEXCUBE UBS. The format of the message is called 'Full-screen response', which includes all the fields (input fields and the display fields) as in the corresponding Oracle FLEXCUBE screen.
- AuthorizeTDTopUp -Res-PK- This is the response message which is sent back to the external system when a TD account top-up, is authorized in Oracle FLEXCUBE UBS. The format of the message is called 'Primary-Key response', which includes only the primary key fields of the top-up in the Oracle FLEXCUBE data store.

6.2.4.15 DeleteTDTopUp

This is the operation code for deleting top-up request of TD in Oracle FLEXCUBE. It involves the following messages:

- DeleteTDTopUp-Req-Full- This is the request message to delete the top-up of TD account in Oracle FLEXCUBE UBS. An external system which intends to delete the top-up request created has to send the request in the format specified. The format of the message is called 'Full-screen', which includes all the fields (input fields and the display fields) as in the corresponding Oracle FLEXCUBE front-end screen.
- DeleteTDTopUp -Req-IO- This is the request message to delete the top-up of TD account in Oracle FLEXCUBE UBS. An external system which intends to delete the top-up of TD account has to send the request in the specified format. The format of the message is called 'Input-only', which has only those fields that are actually required for top-up of a TD.
- DeleteTDTopUp -Res-Full- This is the response message which is sent back to the external system when a top-up request is successfully deleted in Oracle FLEXCUBE UBS. The format of the message is called 'Full-screen response', which includes all the fields (input fields and the display fields) as in the corresponding Oracle FLEXCUBE screen.
- DeleteTDTopUp -Res-PK- This is the response message which is sent back to the external system when a top-up request is deleted from Oracle FLEXCUBE UBS. The format of the message is called 'Primary-Key response', which includes only the primary key fields of the top-up in the Oracle FLEXCUBE data store.

6.2.4.16 ModifyTDTopUp

This is the operation code for modifying account structure in Oracle FLEXCUBE. It involves the following messages:

- **ModifyTDTopUp-Req-Full-** This is the request message to modify a TD top-up in Oracle FLEXCUBE UBS. An external system which intends to modify a TD top-up has to send the request in the format specified. The format of the message is called 'Full-screen', which includes all the fields (input fields and the display fields) as in the corresponding Oracle FLEXCUBE front-end screen.
- **ModifyTDTopUp-Req-IO-** This is the request message to modify a TD top-up in Oracle FLEXCUBE UBS. An external system which intends to modify a TD top-up has to send the request in the specified format. The format of the message is called 'Input-only', which has only those fields that are actually required for modifying a TD top-up.
- **ModifyTDTopUp -Res-Full-** This is the response message which is sent back to the external system when modifying a TD top-up is successfully modified in Oracle FLEXCUBE UBS. The format of the message is called 'Full-screen response', which includes all the fields (input fields and the display fields) as in the corresponding Oracle FLEXCUBE screen.
- **ModifyTDTopUP -Res-PK-** This is the response message which is sent back to the external system when modifying a TD top-up is successfully modified in Oracle FLEXCUBE UBS. The format of the message is called 'Primary-Key response', which includes only the primary key fields of the modifying a TD top-up in the Oracle FLEXCUBE data store.

6.2.4.17 CreateTDAccClass

This is the operation code for creating an account class in Oracle FLEXCUBE. It involves the following messages:

- **CreateTDAccClass-Req-Full-** This is the request message to create TD account class in Oracle FLEXCUBE UBS. An external system which intends to create TD account class has to send the request in the format specified. The format of the message is called 'Full-screen', which includes all the fields (input fields and the display fields) as in the corresponding Oracle FLEXCUBE front-end screen.
- **CreateTDAccClass-Req-IO-** This is the request message to create TD account class in Oracle FLEXCUBE UBS. An external system which intends to create TD account class has to send the request in the specified format. The format of the message is called 'Input-only', which has only those fields that are actually required for creating TD account class.
- **CreateTDAccClass-Res-Full-** This is the response message which is sent back to the external system when TD account class is successfully created in Oracle FLEXCUBE UBS. The format of the message is called 'Full-screen response', which includes all the fields (input fields and the display fields) as in the corresponding Oracle FLEXCUBE screen.
- **CreateTDAccClass-Res-PK-** This is the response message which is sent back to the external system when TD account class is successfully created in Oracle FLEXCUBE UBS. The format of the message is called 'Primary-Key response', which includes only the primary key fields of created TD account class in the Oracle FLEXCUBE data store.

6.2.4.18 ModifyTDAccClass

This is the operation code for modifying an account class in Oracle FLEXCUBE. It involves the following messages:

- **ModifyTDAccClass-Req-Full-** This is the request message to modify TD account class in Oracle FLEXCUBE UBS. An external system which intends to modify TD account

class has to send the request in the format specified. The format of the message is called 'Full-screen', which includes all the fields (input fields and the display fields) as in the corresponding Oracle FLEXCUBE front-end screen.

- **ModifyTDAccClass-Req-IO-** This is the request message to modify TD account class in Oracle FLEXCUBE UBS. An external system which intends to modify TD account class has to send the request in the specified format. The format of the message is called 'Input-only', which has only those fields that are actually required for modifying TD account class.
- **ModifyTDAccClass-Res-Full-** This is the response message which is sent back to the external system when TD account class is successfully modified in Oracle FLEXCUBE UBS. The format of the message is called 'Full-screen response', which includes all the fields (input fields and the display fields) as in the corresponding Oracle FLEXCUBE screen.
- **ModifyTDAccClass-Res-PK-** This is the response message which is sent back to the external system when TD account class is successfully modified in Oracle FLEXCUBE UBS. The format of the message is called 'Primary-Key response', which includes only the primary key fields of the modified TD account class in the Oracle FLEXCUBE data store.

6.2.4.19 QueryTDAccClass

This is the operation code for querying an account class in Oracle FLEXCUBE. It involves the following messages:

- **QueryTDAccClass-Req-Full-** This is the request message to query TD account class in Oracle FLEXCUBE UBS. An external system which intends to query TD account class has to send the request in the format specified. The format of the message is called 'Full-screen', which includes all the fields (input fields and the display fields) as in the corresponding Oracle FLEXCUBE front-end screen.
- **QueryTDAccClass-Req-IO-** This is the request message to query TD account class in Oracle FLEXCUBE UBS. An external system which intends to query TD account class has to send the request in the specified format. The format of the message is called 'Input-only', which has only those fields that are actually required for querying TD account class.
- **QueryTDAccClass-Res-Full-** This is the response message which is sent back to the external system when TD account class is successfully queried in Oracle FLEXCUBE UBS. The format of the message is called 'Full-screen response', which includes all the fields (input fields and the display fields) as in the corresponding Oracle FLEXCUBE screen.
- **QueryTDAccClass-Res-PK-** This is the response message which is sent back to the external system when TD account class is successfully queried in Oracle FLEXCUBE UBS. The format of the message is called 'Primary-Key response', which includes only the primary key fields of the queried TD account class in the Oracle FLEXCUBE data store.

6.2.4.20 DeleteTDAccClass

This is the operation code for deleting an account class in Oracle FLEXCUBE. It involves the following messages:

- **DeleteTDAccClass-Req-Full-** This is the request message to delete TD account class in Oracle FLEXCUBE UBS. An external system which intends to delete TD account class has to send the request in the format specified. The format of the message is called 'Full-screen', which includes all the fields (input fields and the display fields) as in the corresponding Oracle FLEXCUBE front-end screen.
- **DeleteTDAccClass-Req-IO-** This is the request message to delete TD account class in Oracle FLEXCUBE UBS. An external system which intends to delete TD account class

has to send the request in the specified format. The format of the message is called 'Input-only', which has only those fields that are actually required for deleting a TD account class.

- DeleteTDAccClass-Res-Full- This is the response message which is sent back to the external system when TD account class is successfully deleted in Oracle FLEXCUBE UBS. The format of the message is called 'Full-screen response', which includes all the fields (input fields and the display fields) as in the corresponding Oracle FLEXCUBE screen.
- DeleteTDAccClass-Res-PK- This is the response message which is sent back to the external system when TD account class is successfully deleted in Oracle FLEXCUBE UBS. The format of the message is called 'Primary-Key response', which includes only the primary key fields of the deleted a TD account class in the Oracle FLEXCUBE data store.

6.2.4.21 CreateCustAcc

This is the operation code for creating a customer account in Oracle FLEXCUBE. It involves the following messages:

- CreateCustAcc-Req-Full- This is the request message to create customer account in Oracle FLEXCUBE UBS. An external system which intends to create customer account has to send the request in the format specified. The format of the message is called 'Full-screen', which includes all the fields (input fields and the display fields) as in the corresponding Oracle FLEXCUBE front-end screen.
- CreateCustAcc-Req-IO- This is the request message to create customer account in Oracle FLEXCUBE UBS. An external system which intends to create customer account has to send the request in the specified format. The format of the message is called 'Input-only', which has only those fields that are actually required for creating customer account class.
- CreateCustAcc-Res-Full- This is the response message which is sent back to the external system when customer account is successfully created in Oracle FLEXCUBE UBS. The format of the message is called 'Full-screen response', which includes all the fields (input fields and the display fields) as in the corresponding Oracle FLEXCUBE screen.
- CreateCustAcc-Res-PK- This is the response message which is sent back to the external system when customer account is successfully created in Oracle FLEXCUBE UBS. The format of the message is called 'Primary-Key response', which includes only the primary key fields of created customer account in the Oracle FLEXCUBE data store.

6.2.4.22 ModifyCustAcc

This is the operation code for modifying an customer account in Oracle FLEXCUBE. It involves the following messages:

- ModifyCustAcc-Req-Full- This is the request message to modify customer account in Oracle FLEXCUBE UBS. An external system which intends to modify customer account has to send the request in the format specified. The format of the message is called 'Full-screen', which includes all the fields (input fields and the display fields) as in the corresponding Oracle FLEXCUBE front-end screen.
- ModifyCustAcc-Req-IO- This is the request message to modify customer account in Oracle FLEXCUBE UBS. An external system which intends to modify customer account has to send the request in the specified format. The format of the message is called 'Input-only', which has only those fields that are actually required for modifying customer account.
- ModifyCustAcc-Res-Full- This is the response message which is sent back to the external system when customer account is successfully modified in Oracle FLEXCUBE UBS. The format of the message is called 'Full-screen response', which includes all the

fields (input fields and the display fields) as in the corresponding Oracle FLEXCUBE screen.

- **ModifyCustAcc-Res-PK-** This is the response message which is sent back to the external system when customer account is successfully modified in Oracle FLEXCUBE UBS. The format of the message is called 'Primary-Key response', which includes only the primary key fields of the modified customer account in the Oracle FLEXCUBE data store.

6.2.4.23 AuthorizeCustAcc

This is the operation code for authorizing an customer account in Oracle FLEXCUBE. It involves the following messages:

- **AuthorizeCustAcc-Req-Full-** This is the request message to authorize customer account in Oracle FLEXCUBE UBS. An external system which intends to authorize customer account has to send the request in the format specified. The format of the message is called 'Full-screen', which includes all the fields (input fields and the display fields) as in the corresponding Oracle FLEXCUBE front-end screen.
- **AuthorizeCustAcc-Req-IO-** This is the request message to authorize customer account in Oracle FLEXCUBE UBS. An external system which intends to authorize customer account has to send the request in the specified format. The format of the message is called 'Input-only', which has only those fields that are actually required for authorizing customer account.
- **AuthorizeCustAcc-Res-Full-** This is the response message which is sent back to the external system when customer account is successfully authorized in Oracle FLEXCUBE UBS. The format of the message is called 'Full-screen response', which includes all the fields (input fields and the display fields) as in the corresponding Oracle FLEXCUBE screen.
- **AuthorizeCustAcc-Res-PK-** This is the response message which is sent back to the external system when customer account is successfully authorized in Oracle FLEXCUBE UBS. The format of the message is called 'Primary-Key response', which includes only the primary key fields of the authorized customer account in the Oracle FLEXCUBE data store.

6.2.4.24 QueryCustAcc

This is the operation code for querying an customer account in Oracle FLEXCUBE. It involves the following messages:

- **QueryCustAcc-Req-Full-** This is the request message to query customer account in Oracle FLEXCUBE UBS. An external system which intends to query customer account has to send the request in the format specified. The format of the message is called 'Full-screen', which includes all the fields (input fields and the display fields) as in the corresponding Oracle FLEXCUBE front-end screen.
- **QueryCustAcc-Req-IO-** This is the request message to query customer account in Oracle FLEXCUBE UBS. An external system which intends to query customer account has to send the request in the specified format. The format of the message is called 'Input-only', which has only those fields that are actually required for querying customer account.
- **QueryCustAcc-Res-Full-** This is the response message which is sent back to the external system when customer account is successfully queried in Oracle FLEXCUBE UBS. The format of the message is called 'Full-screen response', which includes all the fields (input fields and the display fields) as in the corresponding Oracle FLEXCUBE screen.
- **QueryCustAcc-Res-PK-** This is the response message which is sent back to the external system when customer account is successfully queried in Oracle FLEXCUBE UBS. The format of the message is called 'Primary-Key response', which includes only

the primary key fields of the queried customer account in the Oracle FLEXCUBE data store.

6.2.4.25 DeleteCustAcc

This is the operation code for deleting a customer account in Oracle FLEXCUBE. It involves the following messages:

- DeleteCustAcc-Req-Full- This is the request message to delete customer account in Oracle FLEXCUBE UBS. An external system which intends to delete customer account has to send the request in the format specified. The format of the message is called 'Full-screen', which includes all the fields (input fields and the display fields) as in the corresponding Oracle FLEXCUBE front-end screen.
- DeleteCustAcc-Req-IO- This is the request message to delete customer account in Oracle FLEXCUBE UBS. An external system which intends to delete customer account has to send the request in the specified format. The format of the message is called 'Input-only', which has only those fields that are actually required for deleting a customer account.
- DeleteCustAcc-Res-Full- This is the response message which is sent back to the external system when customer account is successfully deleted in Oracle FLEXCUBE UBS. The format of the message is called 'Full-screen response', which includes all the fields (input fields and the display fields) as in the corresponding Oracle FLEXCUBE screen.
- DeleteCustAcc-Res-PK- This is the response message which is sent back to the external system when customer account is successfully deleted in Oracle FLEXCUBE UBS. The format of the message is called 'Primary-Key response', which includes only the primary key fields of the deleted a customer account in the Oracle FLEXCUBE data store.

6.2.4.26 CloseCustAcc

This is the operation code for closing a customer account in Oracle FLEXCUBE. It involves the following messages:

- CloseCustAcc-Req-Full- This is the request message to close a customer account in Oracle FLEXCUBE UBS. An external system which intends to close a customer account has to send the request in the format specified. The format of the message is called 'Full-screen', which includes all the fields (input fields and the display fields) as in the corresponding Oracle FLEXCUBE front-end screen.
- CloseCustAcc-Req-IO- This is the request message to close a customer account in Oracle FLEXCUBE UBS. An external system which intends to close a customer account has to send the request in the specified format. The format of the message is called 'Input-only', which has only those fields that are actually required for closing a customer account.
- CloseCustAcc-Res-Full- This is the response message which is sent back to the external system when customer account is successfully closed in Oracle FLEXCUBE UBS. The format of the message is called 'Full-screen response', which includes all the fields (input fields and the display fields) as in the corresponding Oracle FLEXCUBE screen.
- CloseCustAcc-Res-PK- This is the response message which is sent back to the external system when customer account is successfully closed in Oracle FLEXCUBE UBS. The format of the message is called 'Primary-Key response', which includes only the primary key fields of the closed customer account in the Oracle FLEXCUBE data store.

6.2.4.27 ReopenCustAcc

This is the operation code for reopening a customer account in Oracle FLEXCUBE. It involves the following messages:

- ReopenCustAcc-Req-Full- This is the request message to reopen a customer account in Oracle FLEXCUBE UBS. An external system which intends to reopen a customer account has to send the request in the format specified. The format of the message is called 'Full-screen', which includes all the fields (input fields and the display fields) as in the corresponding Oracle FLEXCUBE front-end screen.
- ReopenCustAcc-Req-IO- This is the request message to reopen a customer account in Oracle FLEXCUBE UBS. An external system which intends to reopen a customer account has to send the request in the specified format. The format of the message is called 'Input-only', which has only those fields that are actually required for reopening a customer account.
- ReopenCustAcc-Res-Full- This is the response message which is sent back to the external system when the customer account is successfully reopened in Oracle FLEXCUBE UBS. The format of the message is called 'Full-screen response', which includes all the fields (input fields and the display fields) as in the corresponding Oracle FLEXCUBE screen.
- ReopenCustAcc-Res-PK- This is the response message which is sent back to the external system when the customer account is successfully reopened in Oracle FLEXCUBE UBS. The format of the message is called 'Primary-Key response', which includes only the primary key fields of the reopened customer account in the Oracle FLEXCUBE data store.

6.2.4.28 QueryTDCustAccSim

This is the operation code for querying TD Account opening service from channels in Oracle FLEXCUBE. It involves the following messages:

- QueryTDCustAccSim-Req-Full- This is the request message to query TD Account opening service from channels in Oracle FLEXCUBE UBS. An external system which intends to query TD Account opening service from channels has to send the request in the format specified. The format of the message is called 'Full-screen', which includes all the fields (input fields and the display fields) as in the corresponding Oracle FLEXCUBE front-end screen.
- QueryTDCustAccSim-Req-IO- This is the request message to query TD Account opening service from channels in Oracle FLEXCUBE UBS. An external system which intends to query TD Account opening service from channels has to send the request in the specified format. The format of the message is called 'Input-only', which has only those fields that are actually required for querying TD Account opening service from channels.
- QueryTDCustAccSim-Res-Full- This is the response message which is sent back to the external system when TD Account opening service from channels is successfully queried in Oracle FLEXCUBE UBS. The format of the message is called 'Full-screen response', which includes all the fields (input fields and the display fields) as in the corresponding Oracle FLEXCUBE screen.
- QueryTDCustAccSim-Res-PK- This is the response message which is sent back to the external system when TD Account opening service from channels is successfully queried in Oracle FLEXCUBE UBS. The format of the message is called 'Primary-Key response', which includes only the primary key fields of the queried TD Account opening service from channels in the Oracle FLEXCUBE data store.

6.2.4.29 QueryCustAccBalance

This is the operation code for querying customer account balance enquiry in Oracle FLEXCUBE. It involves the following messages:

- QueryCustAccBalance-Req-Full- This is the request message to query customer account balance enquiry in Oracle FLEXCUBE UBS. An external system which intends to query customer account balance enquiry has to send the request in the format specified. The format of the message is called 'Full-screen', which includes all the fields (input fields and the display fields) as in the corresponding Oracle FLEXCUBE front-end screen.
- QueryCustAccBalance-Req-IO- This is the request message to query customer account balance enquiry in Oracle FLEXCUBE UBS. An external system which intends to query customer account balance enquiry has to send the request in the specified format. The format of the message is called 'Input-only', which has only those fields that are actually required for querying customer account balance enquiry.
- QueryCustAccBalance-Res-Full- This is the response message which is sent back to the external system when customer account balance enquiry is successfully queried in Oracle FLEXCUBE UBS. The format of the message is called 'Full-screen response', which includes all the fields (input fields and the display fields) as in the corresponding Oracle FLEXCUBE screen.
- QueryCustAccBalance-Res-PK- This is the response message which is sent back to the external system when customer account balance enquiry is successfully queried in Oracle FLEXCUBE UBS. The format of the message is called 'Primary-Key response', which includes only the primary key fields of the queried customer account balance enquiry in the Oracle FLEXCUBE data store.

6.2.4.30 CreateAcCcyChange

This is the operation code for creating account currency change in Oracle FLEXCUBE to accept the exchange rate request from external channels. It involves the following messages:

- CreateAcCcyChange-Req-Full- This is the request message to create account currency change in Oracle FLEXCUBE UBS. An external system which intends to create account currency change has to send the request in the format specified. The format of the message is called 'Full-screen', which includes all the fields (input fields and the display fields) as in the corresponding Oracle FLEXCUBE front-end screen.
- CreateAcCcyChange -Req-IO- This is the request message to create account currency change in Oracle FLEXCUBE UBS. An external system which intends to create account currency change has to send the request in the specified format. The format of the message is called 'Input-only', which has only those fields that are actually required for creating account currency change.
- CreateAcCcyChange -Res-Full- This is the response message which is sent back to the external system when a account currency change is successfully created in Oracle FLEXCUBE UBS. The format of the message is called 'Full-screen response', which includes all the fields (input fields and the display fields) as in the corresponding Oracle FLEXCUBE screen.
- CreateAcCcyChange -Res-PK- This is the response message which is sent back to the external system when the account currency change is successfully created in Oracle FLEXCUBE UBS. The format of the message is called 'Primary-Key response', which includes only the primary key fields of account currency change in the Oracle FLEXCUBE data store.

6.2.4.31 ModifyAcCcyChange

This is the operation code for modifying account currency change in Oracle FLEXCUBE to accept the exchange rate request from external channels. It involves the following messages:

- **ModifyAcCcyChange-Req-Full-** This is the request message to modify account currency change in Oracle FLEXCUBE UBS. An external system which intends to modify account currency change has to send the request in the format specified. The format of the message is called 'Full-screen', which includes all the fields (input fields and the display fields) as in the corresponding Oracle FLEXCUBE front-end screen.
- **ModifyAcCcyChange -Req-IO-** This is the request message to modify account currency change in Oracle FLEXCUBE UBS. An external system which intends to modify account currency change has to send the request in the specified format. The format of the message is called 'Input-only', which has only those fields that are actually required for modifying account currency change.
- **ModifyAcCcyChange -Res-Full-** This is the response message which is sent back to the external system when the account currency change is successfully modified in Oracle FLEXCUBE UBS. The format of the message is called 'Full-screen response', which includes all the fields (input fields and the display fields) as in the corresponding Oracle FLEXCUBE screen.
- **ModifyAcCcyChange -Res-PK-** This is the response message which is sent back to the external system when the account currency change is successfully modified in Oracle FLEXCUBE UBS. The format of the message is called 'Primary-Key response', which includes only the primary key fields of account currency change in the Oracle FLEXCUBE data store.

6.2.4.32 AuthorizeAcCcyChange

This is the operation code for authorizing account currency change in Oracle FLEXCUBE to accept the exchange rate request from external channels. It involves the following messages:

- **AuthorizeAcCcyChange-Req-Full-** This is the request message to authorize account currency change in Oracle FLEXCUBE UBS. An external system which intends to authorize account currency change has to send the request in the format specified. The format of the message is called 'Full-screen', which includes all the fields (input fields and the display fields) as in the corresponding Oracle FLEXCUBE front-end screen.
- **AuthorizeAcCcyChange -Req-IO-** This is the request message to authorize account currency change in Oracle FLEXCUBE UBS. An external system which intends to authorize account currency change has to send the request in the specified format. The format of the message is called 'Input-only', which has only those fields that are actually required for authorizing account currency change
- **AuthorizeAcCcyChange -Res-Full-** This is the response message which is sent back to the external system when account currency change is successfully authorized in Oracle FLEXCUBE UBS. The format of the message is called 'Full-screen response', which includes all the fields (input fields and the display fields) as in the corresponding Oracle FLEXCUBE screen.
- **AuthorizeAcCcyChange -Res-PK-** This is the response message which is sent back to the external system when the account currency change is successfully created in Oracle FLEXCUBE UBS. The format of the message is called 'Primary-Key response', which includes only the primary key fields of the account currency change in the Oracle FLEXCUBE data store.

6.2.4.33 QueryAcCcyChange

This is the operation code for querying account currency change in Oracle FLEXCUBE to accept the exchange rate request from external channels. It involves the following messages:

- **QueryAcCcyChange-Req-Full-** This is the request message to query account currency change in Oracle FLEXCUBE UBS. An external system which intends to query account currency change has to send the request in the format specified. The format of the message is called 'Full-screen', which includes all the fields (input fields and the display fields) as in the corresponding Oracle FLEXCUBE front-end screen.

- QueryAcCcyChange -Req-IO- This is the request message to query account currency change in Oracle FLEXCUBE UBS. An external system which intends to query account currency change has to send the request in the specified format. The format of the message is called 'Input-only', which has only those fields that are actually required for querying account currency change.
- QueryAcCcyChange -Res-Full- This is the response message which is sent back to the external system when account currency change is successfully queried in Oracle FLEXCUBE UBS. The format of the message is called 'Full-screen response', which includes all the fields (input fields and the display fields) as in the corresponding Oracle FLEXCUBE screen.
- QueryAcCcyChange -Res-PK- This is the response message which is sent back to the external system when the account currency change is successfully queried in Oracle FLEXCUBE UBS. The format of the message is called 'Primary-Key response', which includes only the primary key fields of account currency change in the Oracle FLEXCUBE data store.

6.2.4.34 CloseAcCcyChange

This is the operation code for closing account currency change in Oracle FLEXCUBE to accept the exchange rate request from external channels. It involves the following messages:

- CloseAcCcyChange-Req-Full- This is the request message to close account currency change in Oracle FLEXCUBE UBS. An external system which intends to close account currency change has to send the request in the format specified. The format of the message is called 'Full-screen', which includes all the fields (input fields and the display fields) as in the corresponding Oracle FLEXCUBE front-end screen.
- CloseAcCcyChange -Req-IO- This is the request message to close account currency change in Oracle FLEXCUBE UBS. An external system which intends to close account currency change has to send the request in the specified format. The format of the message is called 'Input-only', which has only those fields that are actually required for closing account currency change.
- CloseAcCcyChange -Res-Full- This is the response message which is sent back to the external system when account currency change is successfully closed in Oracle FLEXCUBE UBS. The format of the message is called 'Full-screen response', which includes all the fields (input fields and the display fields) as in the corresponding Oracle FLEXCUBE screen.
- CloseAcCcyChange -Res-PK- This is the response message which is sent back to the external system when account currency change is successfully closed in Oracle FLEXCUBE UBS. The format of the message is called 'Primary-Key response', which includes only the primary key fields of the account currency change in the Oracle FLEXCUBE data store.

6.2.4.35 DeleteAcCcyChange

This is the operation code for deleting account currency change in Oracle FLEXCUBE to accept the exchange rate request from external channels. It involves the following messages:

- DeleteAcCcyChange-Req-Full- This is the request message to delete account currency change in Oracle FLEXCUBE UBS. An external system which intends to delete the account currency change has to send the request in the format specified. The format of the message is called 'Full-screen', which includes all the fields (input fields and the display fields) as in the corresponding Oracle FLEXCUBE front-end screen.
- DeleteAcCcyChange -Req-IO- This is the request message to create TD in Oracle FLEXCUBE UBS. An external system which intends to delete account currency change has to send the request in the specified format. The format of the message is called 'Input-only', which has only those fields that are actually required for deleting account currency change.

- DeleteAcCcyChange -Res-Full- This is the response message which is sent back to the external system when the account currency change is successfully deleted in Oracle FLEXCUBE UBS. The format of the message is called 'Full-screen response', which includes all the fields (input fields and the display fields) as in the corresponding Oracle FLEXCUBE screen.
- DeleteAcCcyChange -Res-PK- This is the response message which is sent back to the external system when the account currency change is successfully deleted in Oracle FLEXCUBE UBS. The format of the message is called 'Primary-Key response', which includes only the primary key fields of account currency change in the Oracle FLEXCUBE data store

6.2.4.36 CreateTDAccount

This is the operation code for creating TD account in Oracle FLEXCUBE from external channels. It involves the following messages:

- CreateTDAccount-Req-Full- This is the request message to create TD account in Oracle FLEXCUBE UBS. An external system which intends to create TD account has to send the request in the format specified. The format of the message is called 'Full-screen', which includes all the fields (input fields and the display fields) as in the corresponding Oracle FLEXCUBE front-end screen.
- CreateTDAccount-Req-IO- This is the request message to create TD account in Oracle FLEXCUBE UBS. An external system which intends to create TD account has to send the request in the specified format. The format of the message is called 'Input-only', which has only those fields that are actually required for creating TD account.
- CreateTDAccount-Res-Full- This is the response message which is sent back to the external system when TD account is successfully created in Oracle FLEXCUBE UBS. The format of the message is called 'Full-screen response', which includes all the fields (input fields and the display fields) as in the corresponding Oracle FLEXCUBE screen.
- CreateTDAccount-Res-PK- This is the response message which is sent back to the external system when the TD account is successfully created in Oracle FLEXCUBE UBS. The format of the message is called 'Primary-Key response', which includes only the primary key fields of TD account in the Oracle FLEXCUBE data store.

6.2.4.37 AuthorizeTDAccount

This is the operation code for authorizing TD account in Oracle FLEXCUBE to accept the request from external channels. It involves the following messages:

- AuthorizeTDAccount-Req-Full- This is the request message to authorize TD account in Oracle FLEXCUBE UBS. An external system which intends to authorize TD account has to send the request in the format specified. The format of the message is called 'Full-screen', which includes all the fields (input fields and the display fields) as in the corresponding Oracle FLEXCUBE front-end screen.
- AuthorizeTDAccount-Req-IO- This is the request message to authorize TD account in Oracle FLEXCUBE UBS. An external system which intends to authorize TD account has to send the request in the specified format. The format of the message is called 'Input-only', which has only those fields that are actually required for authorizing TD account.
- AuthorizeTDAccount-Res-Full- This is the response message which is sent back to the external system when TD account is successfully authorized in Oracle FLEXCUBE UBS. The format of the message is called 'Full-screen response', which includes all the fields (input fields and the display fields) as in the corresponding Oracle FLEXCUBE screen.
- AuthorizeTDAccount-Res-PK- This is the response message which is sent back to the external system when the TD account is successfully authorized in Oracle FLEXCUBE

UBS. The format of the message is called 'Primary-Key response', which includes only the primary key fields of the TD account in the Oracle FLEXCUBE data store.

6.2.4.38 DeleteTDAccount

This is the operation code for deleting TD account in Oracle FLEXCUBE to accept the request from external channels. It involves the following messages:

- DeleteTDAccount-Req-Full- This is the request message to delete TD account in Oracle FLEXCUBE UBS. An external system which intends to delete the TD account has to send the request in the format specified. The format of the message is called 'Full-screen', which includes all the fields (input fields and the display fields) as in the corresponding Oracle FLEXCUBE front-end screen.
- DeleteTDAccount-Req-IO- This is the request message to delete TD account in Oracle FLEXCUBE UBS. An external system which intends to delete TD account has to send the request in the specified format. The format of the message is called 'Input-only', which has only those fields that are actually required for deleting TD account.
- DeleteTDAccount-Res-Full- This is the response message which is sent back to the external system when the TD account is successfully deleted in Oracle FLEXCUBE UBS. The format of the message is called 'Full-screen response', which includes all the fields (input fields and the display fields) as in the corresponding Oracle FLEXCUBE screen.
- DeleteTDAccount-Res-PK- This is the response message which is sent back to the external system when the TD account is successfully deleted in Oracle FLEXCUBE UBS. The format of the message is called 'Primary-Key response', which includes only the primary key fields of TD account in the Oracle FLEXCUBE data store.

6.2.4.39 QueryTDAccount

This is the operation code for querying TD account in Oracle FLEXCUBE to accept the request from external channels. It involves the following messages:

- QueryTDAccount-Req-Full- This is the request message to query TD account in Oracle FLEXCUBE UBS. An external system which intends to query TD account has to send the request in the format specified. The format of the message is called 'Full-screen', which includes all the fields (input fields and the display fields) as in the corresponding Oracle FLEXCUBE front-end screen.
- QueryTDAccount-Req-IO- This is the request message to query TD account in Oracle FLEXCUBE UBS. An external system which intends to query TD account has to send the request in the specified format. The format of the message is called 'Input-only', which has only those fields that are actually required for querying TD account.
- QueryTDAccount-Res-Full- This is the response message which is sent back to the external system when TD account is successfully queried in Oracle FLEXCUBE UBS. The format of the message is called 'Full-screen response', which includes all the fields (input fields and the display fields) as in the corresponding Oracle FLEXCUBE screen.
- QueryTDAccount-Res-PK- This is the response message which is sent back to the external system when the TD account is successfully queried in Oracle FLEXCUBE UBS. The format of the message is called 'Primary-Key response', which includes only the primary key fields of TD account in the Oracle FLEXCUBE data store.

6.2.4.40 CreateAccountClass

This is the operation code for creating an Account Class in Oracle FLEXCUBE from external channels. It involves the following messages:

- CreateAccountClass-Req-Full- This is the request message to create an Account Class in Oracle FLEXCUBE UBS. An external system which intends to create an Account Class has to send the request in the format specified. The format of the message is

called 'Full-screen', which includes all the fields (input fields and the display fields) as in the corresponding Oracle FLEXCUBE front-end screen.

- CreateAccountClass-Req-IO- This is the request message to create an Account Class in Oracle FLEXCUBE UBS. An external system which intends to create an Account Class has to send the request in the specified format. The format of the message is called 'Input-only', which has only those fields that are actually required for creating an Account Class.
- CreateAccountClass-Res-Full- This is the response message which is sent back to the external system when an Account Class is successfully created in Oracle FLEXCUBE UBS. The format of the message is called 'Full-screen response', which includes all the fields (input fields and the display fields) as in the corresponding Oracle FLEXCUBE screen.
- CreateAccountClass-Res-PK- This is the response message which is sent back to the external system when an Account Class is successfully created in Oracle FLEXCUBE UBS. The format of the message is called 'Primary-Key response', which includes only the primary key fields of an Account Class in the Oracle FLEXCUBE data store.

6.2.4.41 AuthorizeAccountClass

This is the operation code for authorizing an Account Class in Oracle FLEXCUBE from external channels. It involves the following messages:

- AuthorizeAccountClass-Req-Full- This is the request message to authorize an Account Class in Oracle FLEXCUBE UBS. An external system which intends to authorizing an Account Class has to send the request in the format specified. The format of the message is called 'Full-screen', which includes all the fields (input fields and the display fields) as in the corresponding Oracle FLEXCUBE front-end screen.
- AuthorizeAccountClass-Req-IO- This is the request message to authorize an Account Class in Oracle FLEXCUBE UBS. An external system which intends to authorize an Account Class has to send the request in the specified format. The format of the message is called 'Input-only', which has only those fields that are actually required for authorizing an Account Class.
- AuthorizeAccountClass-Res-Full- This is the response message which is sent back to the external system when an Account Class is successfully created in Oracle FLEXCUBE UBS. The format of the message is called 'Full-screen response', which includes all the fields (input fields and the display fields) as in the corresponding Oracle FLEXCUBE screen.
- AuthorizeAccountClass-Res-PK- This is the response message which is sent back to the external system when an Account Class is successfully created in Oracle FLEXCUBE UBS. The format of the message is called 'Primary-Key response', which includes only the primary key fields of an Account Class in the Oracle FLEXCUBE data store.

6.2.4.42 DeleteAccountClass

This is the operation code for deleting an Account Class in Oracle FLEXCUBE from external channels. It involves the following messages:

- DeleteAccountClass-Req-Full- This is the request message to delete an Account Class in Oracle FLEXCUBE UBS. An external system which intends to delete an Account Class has to send the request in the format specified. The format of the message is called 'Full-screen', which includes all the fields (input fields and the display fields) as in the corresponding Oracle FLEXCUBE front-end screen.
- DeleteAccountClass-Req-IO- This is the request message to delete an Account Class in Oracle FLEXCUBE UBS. An external system which intends to delete an Account Class has to send the request in the specified format. The format of the message is

called 'Input-only', which has only those fields that are actually required for deleting an Account Class.

- DeleteAccountClass-Res-Full- This is the response message which is sent back to the external system when an Account Class is successfully deleted in Oracle FLEXCUBE UBS. The format of the message is called 'Full-screen response', which includes all the fields (input fields and the display fields) as in the corresponding Oracle FLEXCUBE screen.
- DeleteAccountClass-Res-PK- This is the response message which is sent back to the external system when an Account Class is successfully deleted in Oracle FLEXCUBE UBS. The format of the message is called 'Primary-Key response', which includes only the primary key fields of an Account Class in the Oracle FLEXCUBE data store.

6.2.4.43 QueryAccountClass

This is the operation code for querying an Account Class in Oracle FLEXCUBE from external channels. It involves the following messages:

- QueryAccountClass-Req-Full- This is the request message to query an Account Class in Oracle FLEXCUBE UBS. An external system which intends to query an Account Class has to send the request in the format specified. The format of the message is called 'Full-screen', which includes all the fields (input fields and the display fields) as in the corresponding Oracle FLEXCUBE front-end screen.
- QueryAccountClass-Req-IO- This is the request message to query an Account Class in Oracle FLEXCUBE UBS. An external system which intends to query an Account Class has to send the request in the specified format. The format of the message is called 'Input-only', which has only those fields that are actually required for querying an Account Class.
- QueryAccountClass-Res-Full- This is the response message which is sent back to the external system when an Account Class is successfully queried in Oracle FLEXCUBE UBS. The format of the message is called 'Full-screen response', which includes all the fields (input fields and the display fields) as in the corresponding Oracle FLEXCUBE screen.
- QueryAccountClass-Res-PK- This is the response message which is sent back to the external system when an Account Class is successfully queried in Oracle FLEXCUBE UBS. The format of the message is called 'Primary-Key response', which includes only the primary key fields of an Account Class in the Oracle FLEXCUBE data store.

6.2.4.44 CloseAccountClass

This is the operation code for creating TD account in Oracle FLEXCUBE from external channels. It involves the following messages:

- CloseAccountClass-Req-Full- This is the request message to close an Account Class in Oracle FLEXCUBE UBS. An external system which intends to close an Account Class has to send the request in the format specified. The format of the message is called 'Full-screen', which includes all the fields (input fields and the display fields) as in the corresponding Oracle FLEXCUBE front-end screen.
- CloseAccountClass-Req-IO- This is the request message to close an Account Class in Oracle FLEXCUBE UBS. An external system which intends to close an Account Class has to send the request in the specified format. The format of the message is called 'Input-only', which has only those fields that are actually required for closing an Account Class.
- CloseAccountClass-Res-Full- This is the response message which is sent back to the external system when an Account Class is successfully closed in Oracle FLEXCUBE UBS. The format of the message is called 'Full-screen response', which includes all the fields (input fields and the display fields) as in the corresponding Oracle FLEXCUBE screen.

- CloseAccountClass-Res-PK- This is the response message which is sent back to the external system when an Account Class is successfully closed in Oracle FLEXCUBE UBS. The format of the message is called 'Primary-Key response', which includes only the primary key fields of an Account Class in the Oracle FLEXCUBE data store.

6.2.4.45 ReopenAccountClass

This is the operation code for reopening an Account Class in Oracle FLEXCUBE from external channels. It involves the following messages:

- ReopenAccountClass-Req-Full- This is the request message to reopen an Account Class in Oracle FLEXCUBE UBS. An external system which intends to reopen an Account Class has to send the request in the format specified. The format of the message is called 'Full-screen', which includes all the fields (input fields and the display fields) as in the corresponding Oracle FLEXCUBE front-end screen.
- ReopenAccountClass-Req-IO- This is the request message to reopen an Account Class in Oracle FLEXCUBE UBS. An external system which intends to reopen an Account Class has to send the request in the specified format. The format of the message is called 'Input-only', which has only those fields that are actually required for reopening an Account Class.
- ReopenAccountClass-Res-Full- This is the response message which is sent back to the external system when an Account Class is successfully reopened in Oracle FLEXCUBE UBS. The format of the message is called 'Full-screen response', which includes all the fields (input fields and the display fields) as in the corresponding Oracle FLEXCUBE screen.
- ReopenAccountClass-Res-PK- This is the response message which is sent back to the external system when an Account Class is successfully reopened in Oracle FLEXCUBE UBS. The format of the message is called 'Primary-Key response', which includes only the primary key fields of an Account Class in the Oracle FLEXCUBE data store.

6.2.4.46 ModifyAccountClass

This is the operation code for modifying an Account Class in Oracle FLEXCUBE from external channels. It involves the following messages:

- ModifyAccountClass-Req-Full- This is the request message to modify an Account Class in Oracle FLEXCUBE UBS. An external system which intends to modify an Account Class has to send the request in the format specified. The format of the message is called 'Full-screen', which includes all the fields (input fields and the display fields) as in the corresponding Oracle FLEXCUBE front-end screen.
- ModifyAccountClass-Req-IO- This is the request message to modify an Account Class in Oracle FLEXCUBE UBS. An external system which intends to modify an Account Class has to send the request in the specified format. The format of the message is called 'Input-only', which has only those fields that are actually required for modifying an Account Class.
- ModifyAccountClass-Res-Full- This is the response message which is sent back to the external system when an Account Class is successfully modified in Oracle FLEXCUBE UBS. The format of the message is called 'Full-screen response', which includes all the fields (input fields and the display fields) as in the corresponding Oracle FLEXCUBE screen.
- ModifyAccountClass-Res-PK- This is the response message which is sent back to the external system when an Account Class is successfully modified in Oracle FLEXCUBE UBS. The format of the message is called 'Primary-Key response', which includes only the primary key fields of an Account Class in the Oracle FLEXCUBE data store.

6.2.4.47 CreateCasaRev

This is the operation code for creating a CASA reversal in Oracle FLEXCUBE from external channels. It involves the following messages:

- **CreateCasaRev-Req-Full-** This is the request message to create a CASA reversal in Oracle FLEXCUBE UBS. An external system which intends to create CASA reversal has to send the request in the format specified. The format of the message is called 'Full-screen', which includes all the fields (input fields and the display fields) as in the corresponding Oracle FLEXCUBE front-end screen.
- **CreateCasaRev-Req-IO-** This is the request message to create a CASA reversal in Oracle FLEXCUBE UBS. An external system which intends to create CASA reversal has to send the request in the specified format. The format of the message is called 'Input-only', which has only those fields that are actually required for creating CASA reversal.
- **CreateCasaRev-Res-Full-** This is the response message which is sent back to the external system when a CASA reversal is successfully created in Oracle FLEXCUBE UBS. The format of the message is called 'Full-screen response', which includes all the fields (input fields and the display fields) as in the corresponding Oracle FLEXCUBE screen.
- **CreateCasaRev-Res-PK-** This is the response message which is sent back to the external system when a CASA reversal is successfully created in Oracle FLEXCUBE UBS. The format of the message is called 'Primary-Key response', which includes only the primary key fields of a CASA reversal in the Oracle FLEXCUBE data store.

6.2.4.48 AuthCasaRev

This is the operation code for authorizing a CASA reversal in Oracle FLEXCUBE from external channels. It involves the following messages:

- **AuthCasaRev-Req-Full-** This is the request message to authorize a CASA reversal in Oracle FLEXCUBE UBS. An external system which intends to authorize CASA reversal has to send the request in the format specified. The format of the message is called 'Full-screen', which includes all the fields (input fields and the display fields) as in the corresponding Oracle FLEXCUBE front-end screen.
- **AuthCasaRev-Req-IO-** This is the request message to authorize a CASA reversal in Oracle FLEXCUBE UBS. An external system which intends to authorize CASA reversal has to send the request in the specified format. The format of the message is called 'Input-only', which has only those fields that are actually required for authorizing CASA reversal.
- **AuthCasaRev-Res-Full-** This is the response message which is sent back to the external system when a CASA reversal is successfully authorized in Oracle FLEXCUBE UBS. The format of the message is called 'Full-screen response', which includes all the fields (input fields and the display fields) as in the corresponding Oracle FLEXCUBE screen.
- **AuthCasaRev-Res-PK-** This is the response message which is sent back to the external system when a CASA reversal is successfully authorized in Oracle FLEXCUBE UBS. The format of the message is called 'Primary-Key response', which includes only the primary key fields of a CASA reversal in the Oracle FLEXCUBE data store.

6.2.4.49 DeleteCasaRev

This is the operation code to delete a CASA reversal in Oracle FLEXCUBE from external channels. It involves the following messages:

- **DeleteCasaRev-Req-Full-** This is the request message to delete a CASA reversal in Oracle FLEXCUBE UBS. An external system which intends to delete a CASA reversal

has to send the request in the format specified. The format of the message is called 'Full-screen', which includes all the fields (input fields and the display fields) as in the corresponding Oracle FLEXCUBE front-end screen.

- DeleteCasaRev-Req-IO- This is the request message to delete a CASA reversal in Oracle FLEXCUBE UBS. An external system which intends to delete a CASA reversal has to send the request in the specified format. The format of the message is called 'Input-only', which has only those fields that are actually required for deleting CASA reversal.
- DeleteCasaRev-Res-Full- This is the response message which is sent back to the external system when a CASA reversal is successfully deleted in Oracle FLEXCUBE UBS. The format of the message is called 'Full-screen response', which includes all the fields (input fields and the display fields) as in the corresponding Oracle FLEXCUBE screen.
- DeleteCasaRev-Res-PK- This is the response message which is sent back to the external system when a CASA reversal is successfully deleted in Oracle FLEXCUBE UBS. The format of the message is called 'Primary-Key response', which includes only the primary key fields of a CASA reversal in the Oracle FLEXCUBE data store.

6.2.4.50 QueryCasaRev

This is the operation code for querying a CASA reversal in Oracle FLEXCUBE from external channels. It involves the following messages:

- QueryCasaRev-Req-Full- This is the request message to query a CASA reversal in Oracle FLEXCUBE UBS. An external system which intends to query a CASA reversal has to send the request in the format specified. The format of the message is called 'Full-screen', which includes all the fields (input fields and the display fields) as in the corresponding Oracle FLEXCUBE front-end screen.
- QueryCasaRev-Req-IO- This is the request message to query a CASA reversal in Oracle FLEXCUBE UBS. An external system which intends to create CASA reversal has to send the request in the specified format. The format of the message is called 'Input-only', which has only those fields that are actually required for creating CASA reversal.
- QueryCasaRev-Res-Full- This is the response message which is sent back to the external system when a CASA reversal is successfully queried in Oracle FLEXCUBE UBS. The format of the message is called 'Full-screen response', which includes all the fields (input fields and the display fields) as in the corresponding Oracle FLEXCUBE screen.
- QueryCasaRev-Res-PK- This is the response message which is sent back to the external system when a CASA reversal is successfully queried in Oracle FLEXCUBE UBS. The format of the message is called 'Primary-Key response', which includes only the primary key fields of a CASA reversal in the Oracle FLEXCUBE data store.

6.2.5 FCUBSDDService

All the demand draft operations are logically grouped under a service called 'FCUBSDDService'.

Oracle FLEXCUBE supports the following operations under this service:

- CreateTransaction
- QueryDDTransaction

6.2.5.1 CreateTransaction

This is the operation code for creating transaction in Oracle FLEXCUBE. It involves the following messages:

- **CreateTransaction-Req-Full-** This is the request message to create transaction in Oracle FLEXCUBE UBS. An external system which intends to create transaction has to send the request in the format specified. The format of the message is called 'Full-screen', which includes all the fields (input fields and the display fields) as in the corresponding Oracle FLEXCUBE front-end screen.
- **CreateTransaction-Req-IO-** This is the request message to create transaction in Oracle FLEXCUBE UBS. An external system which intends to create transaction has to send the request in the specified format. The format of the message is called 'Input-only', which has only those fields that are actually required for creating a transaction.
- **CreateTransaction-Res-Full-** This is the response message which is sent back to the external system when transaction is successfully created in Oracle FLEXCUBE UBS. The format of the message is called 'Full-screen response', which includes all the fields (input fields and the display fields) as in the corresponding Oracle FLEXCUBE screen.
- **CreateTransaction-Res-PK-** This is the response message which is sent back to the external system when a transaction is successfully created in Oracle FLEXCUBE UBS. The format of the message is called 'Primary-Key response', which includes only the primary key fields of the transaction record in the Oracle FLEXCUBE data store.

6.2.5.2 QueryDDTransaction

This is the operation code for querying DD Transaction in Oracle FLEXCUBE. It involves the following messages:

- **QueryDDTransaction-Req-Full-** This is the request message to query DD Transaction in Oracle FLEXCUBE UBS. An external system which intends to query a DD transaction has to send the request in the format specified. The format of the message is called 'Full-screen', which includes all the fields (input fields and the display fields) as in the corresponding Oracle FLEXCUBE front-end screen.
- **QueryDDTransaction-Req-IO-** This is the request message to query DD Transaction in Oracle FLEXCUBE UBS. An external system which intends to query a DD transaction has to send the request in the specified format. The format of the message is called 'Input-only', which has only those fields that are actually required for querying a DD transaction.
- **QueryDDTransaction-Res-Full-** This is the response message which is sent back to the external system when DD Transaction is successfully queried in Oracle FLEXCUBE UBS. The format of the message is called 'Full-screen response', which includes all the fields (input fields and the display fields) as in the corresponding Oracle FLEXCUBE screen.
- **QueryDDTransaction-Res-PK-** This is the response message which is sent back to the external system when DD Transaction is successfully queried in Oracle FLEXCUBE UBS. The format of the message is called 'Primary-Key response', which includes only the primary key fields of the DD transaction in the Oracle FLEXCUBE data store.

6.2.5.3 CreateAccClass

This is the operation code for creating an account class in Oracle FLEXCUBE. It involves the following messages:

- **CreateAccClass-Req-Full-** This is the request message to creating an account class in Oracle FLEXCUBE UBS. An external system which intends to create an account class has to send the request in the format specified. The format of the message is called 'Full-screen', which includes all the fields (input fields and the display fields) as in the corresponding Oracle FLEXCUBE front-end screen.
- **CreateAccClass-Req-IO-** This is the request message to create an account class in Oracle FLEXCUBE UBS. An external system which intends to create an account class has to send the request in the specified format. The format of the message is called

'Input-only', which has only those fields that are actually required for creating an account class.

- CreateAccClass-Res-Full- This is the response message which is sent back to the external system when an account class is successfully created in Oracle FLEXCUBE UBS. The format of the message is called 'Full-screen response', which includes all the fields (input fields and the display fields) as in the corresponding Oracle FLEXCUBE screen.
- CreateAccClass-Res-PK- This is the response message which is sent back to the external system when an account class is successfully created in Oracle FLEXCUBE UBS. The format of the message is called 'Primary-Key response', which includes only the primary key fields of created account class in the Oracle FLEXCUBE data store.

6.2.5.4 ModifyAccClass

This is the operation code for modifying an account class in Oracle FLEXCUBE. It involves the following messages:

- ModifyAccClass-Req-Full- This is the request message to modify an account class in Oracle FLEXCUBE UBS. An external system which intends to modify an account class has to send the request in the format specified. The format of the message is called 'Full-screen', which includes all the fields (input fields and the display fields) as in the corresponding Oracle FLEXCUBE front-end screen.
- ModifyAccClass-Req-IO- This is the request message to modify an account class in Oracle FLEXCUBE UBS. An external system which intends to modify an account class has to send the request in the specified format. The format of the message is called 'Input-only', which has only those fields that are actually required for modifying an account class.
- ModifyAccClass-Res-Full- This is the response message which is sent back to the external system when an account class is successfully modified in Oracle FLEXCUBE UBS. The format of the message is called 'Full-screen response', which includes all the fields (input fields and the display fields) as in the corresponding Oracle FLEXCUBE screen.
- ModifyAccClass-Res-PK- This is the response message which is sent back to the external system when an account class is successfully modified in Oracle FLEXCUBE UBS. The format of the message is called 'Primary-Key response', which includes only the primary key fields of the modified account class in the Oracle FLEXCUBE data store.

6.2.5.5 AuthorizeAccClass

This is the operation code for authorizing an account class in Oracle FLEXCUBE. It involves the following messages:

- AuthorizeAccClass-Req-Full- This is the request message to authorize an account class in Oracle FLEXCUBE UBS. An external system which intends to authorize an account class has to send the request in the format specified. The format of the message is called 'Full-screen', which includes all the fields (input fields and the display fields) as in the corresponding Oracle FLEXCUBE front-end screen.
- AuthorizeAccClass-Req-IO- This is the request message to authorize an account class in Oracle FLEXCUBE UBS. An external system which intends to authorize an account class has to send the request in the specified format. The format of the message is called 'Input-only', which has only those fields that are actually required for authorizing an account class.
- AuthorizeAccClass-Res-Full- This is the response message which is sent back to the external system when an account class is successfully authorized in Oracle FLEXCUBE UBS. The format of the message is called 'Full-screen response', which includes all the fields (input fields and the display fields) as in the corresponding Oracle FLEXCUBE screen.

- AuthorizeAccClass-Res-PK- This is the response message which is sent back to the external system when an account class is successfully authorized in Oracle FLEXCUBE UBS. The format of the message is called 'Primary-Key response', which includes only the primary key fields of the authorized account class in the Oracle FLEXCUBE data store.

6.2.5.6 DeleteAccClass

This is the operation code for deleting an account class in Oracle FLEXCUBE. It involves the following messages:

- DeleteAccClass-Req-Full- This is the request message to delete an account class in Oracle FLEXCUBE UBS. An external system which intends to delete an account class has to send the request in the format specified. The format of the message is called 'Full-screen', which includes all the fields (input fields and the display fields) as in the corresponding Oracle FLEXCUBE front-end screen.
- DeleteAccClass-Req-IO- This is the request message to delete an account class in Oracle FLEXCUBE UBS. An external system which intends to delete an account class has to send the request in the specified format. The format of the message is called 'Input-only', which has only those fields that are actually required for deleting an account class.
- DeleteAccClass-Res-Full- This is the response message which is sent back to the external system when an account class is successfully deleted in Oracle FLEXCUBE UBS. The format of the message is called 'Full-screen response', which includes all the fields (input fields and the display fields) as in the corresponding Oracle FLEXCUBE screen.
- DeleteAccClass-Res-PK- This is the response message which is sent back to the external system when an account class is successfully deleted in Oracle FLEXCUBE UBS. The format of the message is called 'Primary-Key response', which includes only the primary key fields of the deleted account class in the Oracle FLEXCUBE data store.

6.2.5.7 QueryAccClass

This is the operation code for querying an account class in Oracle FLEXCUBE. It involves the following messages:

- QueryAccClass-Req-Full- This is the request message to query an account class in Oracle FLEXCUBE UBS. An external system which intends to query an account class has to send the request in the format specified. The format of the message is called 'Full-screen', which includes all the fields (input fields and the display fields) as in the corresponding Oracle FLEXCUBE front-end screen.
- QueryAccClass-Req-IO- This is the request message to query an account class in Oracle FLEXCUBE UBS. An external system which intends to query an account class has to send the request in the specified format. The format of the message is called 'Input-only', which has only those fields that are actually required for querying an account class.
- QueryAccClass-Res-Full- This is the response message which is sent back to the external system when an account class is successfully queried in Oracle FLEXCUBE UBS. The format of the message is called 'Full-screen response', which includes all the fields (input fields and the display fields) as in the corresponding Oracle FLEXCUBE screen.
- QueryAccClass-Res-PK- This is the response message which is sent back to the external system when an account class is successfully queried in Oracle FLEXCUBE UBS. The format of the message is called 'Primary-Key response', which includes only the primary key fields of the queried account class in the Oracle FLEXCUBE data store.

6.2.5.8 CloseAccClass

This is the operation code for closing an account class in Oracle FLEXCUBE. It involves the following messages:

- CloseAccClass-Req-Full- This is the request message to close an account class in Oracle FLEXCUBE UBS. An external system which intends to close an account class has to send the request in the format specified. The format of the message is called 'Full-screen', which includes all the fields (input fields and the display fields) as in the corresponding Oracle FLEXCUBE front-end screen.
- CloseAccClass-Req-IO- This is the request message to close an account class in Oracle FLEXCUBE UBS. An external system which intends to close an account class has to send the request in the specified format. The format of the message is called 'Input-only', which has only those fields that are actually required for closing an account class.
- CloseAccClass-Res-Full- This is the response message which is sent back to the external system when an account class is successfully closed in Oracle FLEXCUBE UBS. The format of the message is called 'Full-screen response', which includes all the fields (input fields and the display fields) as in the corresponding Oracle FLEXCUBE screen.
- CloseAccClass-Res-PK- This is the response message which is sent back to the external system when an account class is successfully closed in Oracle FLEXCUBE UBS. The format of the message is called 'Primary-Key response', which includes only the primary key fields of the closed account class in the Oracle FLEXCUBE data store.

6.2.5.9 ReopenAccClass

This is the operation code for reopening an account class in Oracle FLEXCUBE. It involves the following messages:

- ReopenAccClass-Req-Full- This is the request message to reopen an account class in Oracle FLEXCUBE UBS. An external system which intends to reopen an account class has to send the request in the format specified. The format of the message is called 'Full-screen', which includes all the fields (input fields and the display fields) as in the corresponding Oracle FLEXCUBE front-end screen.
- ReopenAccClass-Req-IO- This is the request message to reopen an account class in Oracle FLEXCUBE UBS. An external system which intends to reopen an account class has to send the request in the specified format. The format of the message is called 'Input-only', which has only those fields that are actually required for reopening an account class.
- ReopenAccClass-Res-Full- This is the response message which is sent back to the external system when an account class is successfully reopened in Oracle FLEXCUBE UBS. The format of the message is called 'Full-screen response', which includes all the fields (input fields and the display fields) as in the corresponding Oracle FLEXCUBE screen.
- ReopenAccClass-Res-PK- This is the response message which is sent back to the external system when an account class is successfully reopened in Oracle FLEXCUBE UBS. The format of the message is called 'Primary-Key response', which includes only the primary key fields of the reopened account class in the Oracle FLEXCUBE data store.

6.2.5.10 CreateNisaDebit

This is the operation code for creating NISA Debit in Oracle FLEXCUBE. It involves the following messages:

- **CreateNisaDebit-Req-Full-** This is the request message to creating NISA Debit in Oracle FLEXCUBE UBS. An external system which intends to create NISA Debit has to send the request in the format specified. The format of the message is called 'Full-screen', which includes all the fields (input fields and the display fields) as in the corresponding Oracle FLEXCUBE front-end screen.
- **CreateNisaDebit-Req-IO-** This is the request message to create NISA Debit in Oracle FLEXCUBE UBS. An external system which intends to create NISA Debit has to send the request in the specified format. The format of the message is called 'Input-only', which has only those fields that are actually required for creating NISA Debit.
- **CreateNisaDebit-Res-Full-** This is the response message which is sent back to the external system when NISA Debit is successfully created in Oracle FLEXCUBE UBS. The format of the message is called 'Full-screen response', which includes all the fields (input fields and the display fields) as in the corresponding Oracle FLEXCUBE screen.
- **CreateNisaDebit-Res-PK-** This is the response message which is sent back to the external system when NISA Debit is successfully created in Oracle FLEXCUBE UBS. The format of the message is called 'Primary-Key response', which includes only the primary key fields of created NISA Debit in the Oracle FLEXCUBE data store.

6.2.5.11 AuthorizeNisaDebit

This is the operation code for authorizing NISA Debit in Oracle FLEXCUBE. It involves the following messages:

- **AuthorizeNisaDebit-Req-Full-** This is the request message to authorize NISA Debit in Oracle FLEXCUBE UBS. An external system which intends to authorize NISA Debit has to send the request in the format specified. The format of the message is called 'Full-screen', which includes all the fields (input fields and the display fields) as in the corresponding Oracle FLEXCUBE front-end screen.
- **AuthorizeNisaDebit-Req-IO-** This is the request message to authorize NISA Debit in Oracle FLEXCUBE UBS. An external system which intends to authorize NISA Debit has to send the request in the specified format. The format of the message is called 'Input-only', which has only those fields that are actually required for authorizing NISA Debit.
- **AuthorizeNisaDebit-Res-Full-** This is the response message which is sent back to the external system when NISA Debit is successfully authorized in Oracle FLEXCUBE UBS. The format of the message is called 'Full-screen response', which includes all the fields (input fields and the display fields) as in the corresponding Oracle FLEXCUBE screen.
- **AuthorizeNisaDebit-Res-PK-** This is the response message which is sent back to the external system when NISA Debit is successfully authorized in Oracle FLEXCUBE UBS. The format of the message is called 'Primary-Key response', which includes only the primary key fields of the authorized NISA Debit in the Oracle FLEXCUBE data store.

6.2.5.12 DeleteNisaDebit

This is the operation code for deleting NISA Debit in Oracle FLEXCUBE. It involves the following messages:

- **DeleteNisaDebit-Req-Full-** This is the request message to delete NISA Debit in Oracle FLEXCUBE UBS. An external system which intends to delete NISA Debit has to send the request in the format specified. The format of the message is called 'Full-screen', which includes all the fields (input fields and the display fields) as in the corresponding Oracle FLEXCUBE front-end screen.
- **DeleteNisaDebit-Req-IO-** This is the request message to delete NISA Debit in Oracle FLEXCUBE UBS. An external system which intends to delete NISA Debit has to send the request in the specified format. The format of the message is called 'Input-only', which has only those fields that are actually required for deleting NISA Debit.

- DeleteNisaDebit-Res-Full- This is the response message which is sent back to the external system when NISA Debit is successfully deleted in Oracle FLEXCUBE UBS. The format of the message is called 'Full-screen response', which includes all the fields (input fields and the display fields) as in the corresponding Oracle FLEXCUBE screen.
- DeleteNisaDebit-Res-PK- This is the response message which is sent back to the external system when NISA Debit is successfully deleted in Oracle FLEXCUBE UBS. The format of the message is called 'Primary-Key response', which includes only the primary key fields of the deleted NISA Debit in the Oracle FLEXCUBE data store.

6.2.5.13 QueryNisaDebit

This is the operation code for querying NISA Debit in Oracle FLEXCUBE. It involves the following messages:

- QueryNisaDebit-Req-Full- This is the request message to query NISA Debit in Oracle FLEXCUBE UBS. An external system which intends to query NISA Debit has to send the request in the format specified. The format of the message is called 'Full-screen', which includes all the fields (input fields and the display fields) as in the corresponding Oracle FLEXCUBE front-end screen.
- QueryNisaDebit-Req-IO- This is the request message to query NISA Debit in Oracle FLEXCUBE UBS. An external system which intends to query NISA Debit has to send the request in the specified format. The format of the message is called 'Input-only', which has only those fields that are actually required for querying NISA Debit.
- QueryNisaDebit-Res-Full- This is the response message which is sent back to the external system when NISA Debit is successfully queried in Oracle FLEXCUBE UBS. The format of the message is called 'Full-screen response', which includes all the fields (input fields and the display fields) as in the corresponding Oracle FLEXCUBE screen.
- QueryNisaDebit-Res-PK- This is the response message which is sent back to the external system when NISA Debit is successfully queried in Oracle FLEXCUBE UBS. The format of the message is called 'Primary-Key response', which includes only the primary key fields of the queried NISA Debit in the Oracle FLEXCUBE data store.

6.2.5.14 ModifyNisaDebit

This is the operation code for modifying NISA Debit in Oracle FLEXCUBE. It involves the following messages:

- ModifyNisaDebit-Req-Full- This is the request message to modify NISA Debit in Oracle FLEXCUBE UBS. An external system which intends to modify NISA Debit has to send the request in the format specified. The format of the message is called 'Full-screen', which includes all the fields (input fields and the display fields) as in the corresponding Oracle FLEXCUBE front-end screen.
- ModifyNisaDebit-Req-IO- This is the request message to modify NISA Debit in Oracle FLEXCUBE UBS. An external system which intends to modify NISA Debit has to send the request in the specified format. The format of the message is called 'Input-only', which has only those fields that are actually required for modifying NISA Debit.
- ModifyNisaDebit-Res-Full- This is the response message which is sent back to the external system when NISA Debit is successfully modified in Oracle FLEXCUBE UBS. The format of the message is called 'Full-screen response', which includes all the fields (input fields and the display fields) as in the corresponding Oracle FLEXCUBE screen.
- ModifyNisaDebit-Res-PK- This is the response message which is sent back to the external system when NISA Debit is successfully modified in Oracle FLEXCUBE UBS. The format of the message is called 'Primary-Key response', which includes only the primary key fields of the modified NISA Debit in the Oracle FLEXCUBE data store.

6.2.6 FCUBSLDService

Corporate deposit operations are logically grouped under a service called 'FCUBSLDService'.

Oracle FLEXCUBE supports the following operations under this service:

- LDActivateSimulate
- DeleteLDSIMContract
- QueryLDSIMContract
- LDVamiCreateSim
- LDVamiQuerySim
- QueryLDPaymentSim
- CreateLDPaymentSim

6.2.6.1 LDActivateSimulate

This is the operation code for activating corporate deposits simulation in Oracle FLEXCUBE. It involves the following messages:

- LDActivateSimulate-Req-Full- This is the request message to activate corporate deposits simulation in Oracle FLEXCUBE UBS. An external system which intends to activate corporate deposits simulation has to send the request in the format specified. The format of the message is called 'Full-screen', which includes all the fields (input fields and the display fields) as in the corresponding Oracle FLEXCUBE front-end screen.
- LDActivateSimulate -Req-IO- This is the request message to activate corporate deposits simulation in Oracle FLEXCUBE UBS. An external system which intends to activate corporate deposits simulation has to send the request in the specified format. The format of the message is called 'Input-only', which has only those fields that are actually required for activating corporate deposits simulation.
- LDActivateSimulate -Res-Full- This is the response message which is sent back to the external system when corporate deposits simulation is successfully activated in Oracle FLEXCUBE UBS. The format of the message is called 'Full-screen response', which includes all the fields (input fields and the display fields) as in the corresponding Oracle FLEXCUBE screen.
- LDActivateSimulate -Res-PK- This is the response message which is sent back to the external system when an existing corporate deposits simulation is successfully activated in Oracle FLEXCUBE UBS. The format of the message is called 'Primary-Key response', which includes only the primary key fields of the corporate deposits simulation in the Oracle FLEXCUBE data store.

6.2.6.2 DeleteLDSIMContract

This is the operation code for deleting LD simulation contract in Oracle FLEXCUBE. It involves the following messages:

- DeleteLDSIMContract-Req-Full- This is the request message to delete LD simulation contract in Oracle FLEXCUBE UBS. An external system which intends to delete LD simulation contract has to send the request in the format specified. The format of the message is called 'Full-screen', which includes all the fields (input fields and the display fields) as in the corresponding Oracle FLEXCUBE front-end screen.
- DeleteLDSIMContract -Req-IO- This is the request message to delete LD simulation contract in Oracle FLEXCUBE UBS. An external system which intends to delete LD simulation contract has to send the request in the specified format. The format of the message is called 'Input-only', which has only those fields that are actually required for deleting LD simulation contract.

- DeleteLDSIMContract -Res-Full- This is the response message which is sent back to the external system when LD simulation contract is successfully deleted in Oracle FLEXCUBE UBS. The format of the message is called 'Full-screen response', which includes all the fields (input fields and the display fields) as in the corresponding Oracle FLEXCUBE screen.
- DeleteLDSIMContract -Res-PK- This is the response message which is sent back to the external system when an existing LD simulation contract is successfully deleted in Oracle FLEXCUBE UBS. The format of the message is called 'Primary-Key response', which includes only the primary key fields of the LD simulation contract in the Oracle FLEXCUBE data store.

6.2.6.3 QueryLDSIMContract

This is the operation code for querying LD simulation contract in Oracle FLEXCUBE. It involves the following messages:

- DeleteQueryLDSIMContract -Req-IO- This is the request message to query LD simulation contract in Oracle FLEXCUBE UBS. An external system which intends to query LD simulation contract has to send the request in the specified format. The format of the message is called 'Input-only', which has only those fields that are actually required for querying LD simulation contract.
- DeleteQueryLDSIMContract -Res-Full- This is the response message which is sent back to the external system when LD simulation contract is successfully queried in Oracle FLEXCUBE UBS. The format of the message is called 'Full-screen response', which includes all the fields (input fields and the display fields) as in the corresponding Oracle FLEXCUBE screen.

6.2.6.4 LDVamiCreateSim

This is the operation code for creating LD VAMI Simulation contract in Oracle FLEXCUBE. It involves the following messages:

- LDVamiCreateSim-Req-Full- This is the request message to create LD VAMI simulation contract in Oracle FLEXCUBE UBS. An external system which intends to create LD VAMI simulation contract has to send the request in the format specified. The format of the message is called 'Full-screen', which includes all the fields (input fields and the display fields) as in the corresponding Oracle FLEXCUBE front-end screen.
- LDVamiCreateSim -Req-IO- This is the request message to create LD VAMI simulation contract in Oracle FLEXCUBE UBS. An external system which intends to create LD VAMI simulation contract has to send the request in the specified format. The format of the message is called 'Input-only', which has only those fields that are actually required for creating LD VAMI simulation.
- LDVamiCreateSim -Res-Full- This is the response message which is sent back to the external system when LD VAMI simulation contract is successfully created in Oracle FLEXCUBE UBS. The format of the message is called 'Full-screen response', which includes all the fields (input fields and the display fields) as in the corresponding Oracle FLEXCUBE screen.
- LDVamiCreateSim -Res-PK- This is the response message which is sent back to the external system when an LD VAMI simulation contract is successfully created in Oracle FLEXCUBE UBS. The format of the message is called 'Primary-Key response', which includes only the primary key fields of the LD VAMI simulation in the Oracle FLEXCUBE data store.

6.2.6.5 LDVamiQuerySim

This is the operation code for querying LD VAMI Simulation contract in Oracle FLEXCUBE. It involves the following messages:

- LDVamiQuerySim -Req-IO- This is the request message to query LD VAMI simulation contract in Oracle FLEXCUBE UBS. An external system which intends to query LD VAMI simulation contract has to send the request in the specified format. The format of the message is called 'Input-only', which has only those fields that are actually required for querying LD VAMI simulation.
- LDVamiQuerySim -Res-Full- This is the response message which is sent back to the external system when LD VAMI simulation contract is successfully queried in Oracle FLEXCUBE UBS. The format of the message is called 'Full-screen response', which includes all the fields (input fields and the display fields) as in the corresponding Oracle FLEXCUBE screen.

6.2.6.6 QueryLDPaymentSim

This is the operation code for querying LD Payment Simulation in Oracle FLEXCUBE. It involves the following messages:

- QueryLDPaymentSim -Req-IO- This is the request message to query LD payment simulation in Oracle FLEXCUBE UBS. An external system which intends to query LD payment simulation has to send the request in the specified format. The format of the message is called 'Input-only', which has only those fields that are actually required for querying LD payment simulation.
- QueryLDPaymentSim -Res-Full- This is the response message which is sent back to the external system when LD payment simulation is successfully queried in Oracle FLEXCUBE UBS. The format of the message is called 'Full-screen response', which includes all the fields (input fields and the display fields) as in the corresponding Oracle FLEXCUBE screen.

6.2.6.7 CreateLDPaymentSim

This is the operation code for creating LD Payment Simulation in Oracle FLEXCUBE. It involves the following messages:

- CreateLDPaymentSim-Req-Full- This is the request message to create LD payment simulation in Oracle FLEXCUBE UBS. An external system which intends to create LD payment simulation has to send the request in the format specified. The format of the message is called 'Full-screen', which includes all the fields (input fields and the display fields) as in the corresponding Oracle FLEXCUBE front-end screen.
- CreateLDPaymentSim -Req-IO- This is the request message to create LD payment simulation in Oracle FLEXCUBE UBS. An external system which intends to create LD payment simulation has to send the request in the specified format. The format of the message is called 'Input-only', which has only those fields that are actually required for creating LD payment simulation.
- CreateLDPaymentSim -Res-Full- This is the response message which is sent back to the external system when LD payment simulation is successfully created in Oracle FLEXCUBE UBS. The format of the message is called 'Full-screen response', which includes all the fields (input fields and the display fields) as in the corresponding Oracle FLEXCUBE screen.
- CreateLDPaymentSim -Res-PK- This is the response message which is sent back to the external system when an LD payment simulation is successfully created in Oracle FLEXCUBE UBS. The format of the message is called 'Primary-Key response', which includes only the primary key fields of the LD payment simulation in the Oracle FLEXCUBE data store.

6.2.7 FCUBSLimitService

Limit set up maintenance from channels related operations are logically grouped under a service called 'FCUBSLimitService'.

Oracle FLEXCUBE supports the following operations under this service:

- CreateChannelLimit
- ModifyChannelLimit
- AuthorizeChannelLimit
- DeleteChannelLimit
- QueryChannelLimit
- CloseChannelLimit
- ReopenChannelLimit
- CreateCombinedLimit
- ModifyCombinedLimit
- AuthorizeCombinedLimit
- DeleteCombinedLimit
- QueryCombinedLimit
- CloseCombinedLimit
- ReopenCombinedLimit
- CreateAccLimit
- ModifyAccLimit
- AuthorizeAccLimit
- DeleteAccLimit
- QueryAccLimit
- CloseAccLimit
- ReopenAccLimit
- QueryUtilizedLimit

6.2.7.1 CreateChannelLimit

This is the operation code for creating new limit maintenance in Oracle FLEXCUBE. It involves the following messages:/

- CreateChannelLimit-Req-Full- This is the request message to create new limit maintenance in Oracle FLEXCUBE UBS. An external system which intends to create new limit maintenance has to send the request in the format specified. The format of the message is called 'Full-screen', which includes all the fields (input fields and the display fields) as in the corresponding Oracle FLEXCUBE front-end screen.
- CreateChannelLimit-Req-IO- This is the request message to create new limit maintenance in Oracle FLEXCUBE UBS. An external system which intends to create new limit maintenance has to send the request in the specified format. The format of the message is called 'Input-only', which has only those fields that are actually required for creating new limit maintenance
- CreateChannelLimit-Res-Full- This is the response message which is sent back to the external system when new limit maintenance is successfully created in Oracle FLEXCUBE UBS. The format of the message is called 'Full-screen response', which includes all the fields (input fields and the display fields) as in the corresponding Oracle FLEXCUBE screen.
- CreateChannelLimit-Res-PK- This is the response message which is sent back to the external system when new limit maintenance is successfully created in Oracle FLEXCUBE UBS. The format of the message is called 'Primary-Key response', which includes only the primary key fields of created new limit maintenance in the Oracle FLEXCUBE data store.

6.2.7.2 ModifyChannelLimit

This is the operation code for modifying the limit record in Oracle FLEXCUBE. It involves the following messages:

- **ModifyChannelLimit-Req-Full-** This is the request message to modify the limit record in Oracle FLEXCUBE UBS. An external system which intends to modify the limit record has to send the request in the format specified. The format of the message is called 'Full-screen', which includes all the fields (input fields and the display fields) as in the corresponding Oracle FLEXCUBE front-end screen.
- **ModifyChannelLimit-Req-IO-** This is the request message to modify limit record in Oracle FLEXCUBE UBS. An external system which intends to modify limit record has to send the request in the specified format. The format of the message is called 'Input-only', which has only those fields that are actually required for modifying limit record.
- **ModifyChannelLimit-Res-Full-** This is the response message which is sent back to the external system when limit record is successfully modified in Oracle FLEXCUBE UBS. The format of the message is called 'Full-screen response', which includes all the fields (input fields and the display fields) as in the corresponding Oracle FLEXCUBE screen.
- **ModifyChannelLimit-Res-PK-** This is the response message which is sent back to the external system when limit record is successfully modified in Oracle FLEXCUBE UBS. The format of the message is called 'Primary-Key response', which includes only the primary key fields of the modified limit record in the Oracle FLEXCUBE data store.

6.2.7.3 AuthorizeChannelLimit

This is the operation code for authorizing the limit record done in Oracle FLEXCUBE. It involves the following messages:

- **AuthorizeChannelLimit-Req-Full-** This is the request message to authorize a limit record in Oracle FLEXCUBE UBS. An external system which intends to authorize the limit record has to send the request in the format specified. The format of the message is called 'Full-screen', which includes all the fields (input fields and the display fields) as in the corresponding Oracle FLEXCUBE front-end screen.
- **AuthorizeChannelLimit-Req-IO-** This is the request message to authorize a limit record in Oracle FLEXCUBE UBS. An external system which intends to authorize the limit record has to send the request in the specified format. The format of the message is called 'Input-only', which has only those fields that are actually required for creating a limit record.
- **AuthorizeChannelLimit-Res-Full-** This is the response message which is sent back to the external system when a limit record request is successfully authorized in Oracle FLEXCUBE UBS. The format of the message is called 'Full-screen response', which includes all the fields (input fields and the display fields) as in the corresponding Oracle FLEXCUBE screen.
- **AuthorizeChannelLimit-Res-PK-** This is the response message which is sent back to the external system when a limit record is authorized from Oracle FLEXCUBE UBS. The format of the message is called 'Primary-Key response', which includes only the primary key fields of the limit record in the Oracle FLEXCUBE data store.

6.2.7.4 DeleteChannelLimit

This is the operation code for deleting a limit record in Oracle FLEXCUBE. It involves the following messages:

- **DeleteChannelLimit-Req-Full-** This is the request message to delete limit record in Oracle FLEXCUBE UBS. An external system which intends to delete limit record has to send the request in the format specified. The format of the message is called 'Full-

screen', which includes all the fields (input fields and the display fields) as in the corresponding Oracle FLEXCUBE front-end screen.

- DeleteChannelLimit-Req-IO- This is the request message to delete limit record in Oracle FLEXCUBE UBS. An external system which intends to delete limit record has to send the request in the specified format. The format of the message is called 'Input-only', which has only those fields that are actually required for deleting a limit record.
- DeleteChannelLimit-Res-Full- This is the response message which is sent back to the external system when limit record is successfully deleted in Oracle FLEXCUBE UBS. The format of the message is called 'Full-screen response', which includes all the fields (input fields and the display fields) as in the corresponding Oracle FLEXCUBE screen.
- DeleteChannelLimit-Res-PK- This is the response message which is sent back to the external system when limit record is successfully deleted in Oracle FLEXCUBE UBS. The format of the message is called 'Primary-Key response', which includes only the primary key fields of the deleted a limit record in the Oracle FLEXCUBE data store.

6.2.7.5 QueryChannelLimit

This is the operation code for querying a limit record in Oracle FLEXCUBE. It involves the following messages:

- QueryChannelLimit-Full- This is the request message to query limit record in Oracle FLEXCUBE UBS. An external system which intends to query limit record has to send the request in the format specified. The format of the message is called 'Full-screen', which includes all the fields (input fields and the display fields) as in the corresponding Oracle FLEXCUBE front-end screen.
- QueryChannelLimit-Req-IO- This is the request message to query limit record in Oracle FLEXCUBE UBS. An external system which intends to query limit record has to send the request in the specified format. The format of the message is called 'Input-only', which has only those fields that are actually required for querying limit record.
- QueryChannelLimit-Res-Full- This is the response message which is sent back to the external system when limit record is successfully queried in Oracle FLEXCUBE UBS. The format of the message is called 'Full-screen response', which includes all the fields (input fields and the display fields) as in the corresponding Oracle FLEXCUBE screen.
- QueryChannelLimit-Res-PK- This is the response message which is sent back to the external system when limit record is successfully queried in Oracle FLEXCUBE UBS. The format of the message is called 'Primary-Key response', which includes only the primary key fields of the queried limit record in the Oracle FLEXCUBE data store.

6.2.7.6 CloseChannelLimit

This is the operation code for closing a limit record in Oracle FLEXCUBE. It involves the following messages:

- CloseChannelLimit-Req-Full- This is the request message to close limit record in Oracle FLEXCUBE UBS. An external system which intends to close a limit record has to send the request in the format specified. The format of the message is called 'Full-screen', which includes all the fields (input fields and the display fields) as in the corresponding Oracle FLEXCUBE front-end screen.
- CloseChannelLimit-Req-IO- This is the request message to close limit record in Oracle FLEXCUBE UBS. An external system which intends to close a limit record has to send the request in the specified format. The format of the message is called 'Input-only', which has only those fields that are actually required for creating limit record simulation.
- CloseChannelLimit-Res-Full- This is the response message which is sent back to the external system when a limit record is successfully closed in Oracle FLEXCUBE UBS. The format of the message is called 'Full-screen response', which includes all the fields (input fields and the display fields) as in the corresponding Oracle FLEXCUBE screen.

- **CloseChannelLimit-Res-PK-** This is the response message which is sent back to the external system when a limit record is successfully closed in Oracle FLEXCUBE UBS. The format of the message is called 'Primary-Key response', which includes only the primary key fields of the limit record deletion in the Oracle FLEXCUBE data store.

6.2.7.7 ReopenChannelLimit

This is the operation code for reopening a limit record in Oracle FLEXCUBE. It involves the following messages:

- **ReopenChannelLimit-Req-Full-** This is the request message to reopen limit record in Oracle FLEXCUBE UBS. An external system which intends to reopen a limit record has to send the request in the format specified. The format of the message is called 'Full-screen', which includes all the fields (input fields and the display fields) as in the corresponding Oracle FLEXCUBE front-end screen.
- **ReopenChannelLimit-Req-IO-** This is the request message to reopen limit record in Oracle FLEXCUBE UBS. An external system which intends to reopen a limit record has to send the request in the specified format. The format of the message is called 'Input-only', which has only those fields that are actually required for creating limit record simulation.
- **ReopenChannelLimit-Res-Full-** This is the response message which is sent back to the external system when a limit record is successfully reopened in Oracle FLEXCUBE UBS. The format of the message is called 'Full-screen response', which includes all the fields (input fields and the display fields) as in the corresponding Oracle FLEXCUBE screen.
- **ReopenChannelLimit-Res-PK-** This is the response message which is sent back to the external system when a limit record is successfully reopened in Oracle FLEXCUBE UBS. The format of the message is called 'Primary-Key response', which includes only the primary key fields of the limit record deletion in the Oracle FLEXCUBE data store.

6.2.7.8 CreateCombinedLimit

This is the operation code for creating new limit maintenance in Oracle FLEXCUBE. It involves the following messages:/

- **CreateCombinedLimit-Req-Full-** This is the request message to create new limit maintenance in Oracle FLEXCUBE UBS. An external system which intends to create new limit maintenance has to send the request in the format specified. The format of the message is called 'Full-screen', which includes all the fields (input fields and the display fields) as in the corresponding Oracle FLEXCUBE front-end screen.
- **CreateCombinedLimit-Req-IO-** This is the request message to create new limit maintenance in Oracle FLEXCUBE UBS. An external system which intends to create new limit maintenance has to send the request in the specified format. The format of the message is called 'Input-only', which has only those fields that are actually required for creating new limit maintenance
- **CreateCombinedLimit-Res-Full-** This is the response message which is sent back to the external system when new limit maintenance is successfully created in Oracle FLEXCUBE UBS. The format of the message is called 'Full-screen response', which includes all the fields (input fields and the display fields) as in the corresponding Oracle FLEXCUBE screen.
- **CreateCombinedLimit-Res-PK-** This is the response message which is sent back to the external system when new limit maintenance is successfully created in Oracle FLEXCUBE UBS. The format of the message is called 'Primary-Key response', which includes only the primary key fields of created new limit maintenance in the Oracle FLEXCUBE data store.

6.2.7.9 **ModifyCombinedLimit**

This is the operation code for modifying the limit record in Oracle FLEXCUBE. It involves the following messages:

- **ModifyCombinedLimit-Req-Full-** This is the request message to modify the limit record in Oracle FLEXCUBE UBS. An external system which intends to modify the limit record has to send the request in the format specified. The format of the message is called 'Full-screen', which includes all the fields (input fields and the display fields) as in the corresponding Oracle FLEXCUBE front-end screen.
- **ModifyCombinedLimit-Req-IO-** This is the request message to modify limit record in Oracle FLEXCUBE UBS. An external system which intends to modify limit record has to send the request in the specified format. The format of the message is called 'Input-only', which has only those fields that are actually required for modifying limit record.
- **ModifyCombinedLimit-Res-Full-** This is the response message which is sent back to the external system when limit record is successfully modified in Oracle FLEXCUBE UBS. The format of the message is called 'Full-screen response', which includes all the fields (input fields and the display fields) as in the corresponding Oracle FLEXCUBE screen.
- **ModifyCombinedLimit-Res-PK-** This is the response message which is sent back to the external system when limit record is successfully modified in Oracle FLEXCUBE UBS. The format of the message is called 'Primary-Key response', which includes only the primary key fields of the modified limit record in the Oracle FLEXCUBE data store.

6.2.7.10 **AuthorizeCombinedLimit**

This is the operation code for authorizing the limit record done in Oracle FLEXCUBE. It involves the following messages:

- **AuthorizeCombinedLimit-Req-Full-** This is the request message to authorize a limit record in Oracle FLEXCUBE UBS. An external system which intends to authorize the limit record has to send the request in the format specified. The format of the message is called 'Full-screen', which includes all the fields (input fields and the display fields) as in the corresponding Oracle FLEXCUBE front-end screen.
- **AuthorizeCombinedLimit-Req-IO-** This is the request message to authorize a limit record in Oracle FLEXCUBE UBS. An external system which intends to authorize the limit record has to send the request in the specified format. The format of the message is called 'Input-only', which has only those fields that are actually required for creating a limit record.
- **AuthorizeCombinedLimit-Res-Full-** This is the response message which is sent back to the external system when a limit record request is successfully authorized in Oracle FLEXCUBE UBS. The format of the message is called 'Full-screen response', which includes all the fields (input fields and the display fields) as in the corresponding Oracle FLEXCUBE screen.
- **AuthorizeCombinedLimit-Res-PK-** This is the response message which is sent back to the external system when a limit record is authorized from Oracle FLEXCUBE UBS. The format of the message is called 'Primary-Key response', which includes only the primary key fields of the limit record in the Oracle FLEXCUBE data store.

6.2.7.11 **DeleteCombinedLimit**

This is the operation code for deleting a limit record in Oracle FLEXCUBE. It involves the following messages:

- **DeleteCombinedLimit-Req-Full-** This is the request message to delete limit record in Oracle FLEXCUBE UBS. An external system which intends to delete limit record has to send the request in the format specified. The format of the message is called 'Full-

screen', which includes all the fields (input fields and the display fields) as in the corresponding Oracle FLEXCUBE front-end screen.

- DeleteCombinedLimit-Req-IO- This is the request message to delete limit record in Oracle FLEXCUBE UBS. An external system which intends to delete limit record has to send the request in the specified format. The format of the message is called 'Input-only', which has only those fields that are actually required for deleting a limit record.
- DeleteCombinedLimit-Res-Full- This is the response message which is sent back to the external system when limit record is successfully deleted in Oracle FLEXCUBE UBS. The format of the message is called 'Full-screen response', which includes all the fields (input fields and the display fields) as in the corresponding Oracle FLEXCUBE screen.
- DeleteCombinedLimit-Res-PK- This is the response message which is sent back to the external system when limit record is successfully deleted in Oracle FLEXCUBE UBS. The format of the message is called 'Primary-Key response', which includes only the primary key fields of the deleted a limit record in the Oracle FLEXCUBE data store.

6.2.7.12 QueryCombinedLimit

This is the operation code for querying a limit record in Oracle FLEXCUBE. It involves the following messages:

- QueryCombinedLimit-Full- This is the request message to query limit record in Oracle FLEXCUBE UBS. An external system which intends to query limit record has to send the request in the format specified. The format of the message is called 'Full-screen', which includes all the fields (input fields and the display fields) as in the corresponding Oracle FLEXCUBE front-end screen.
- QueryCombinedLimit-Req-IO- This is the request message to query limit record in Oracle FLEXCUBE UBS. An external system which intends to query limit record has to send the request in the specified format. The format of the message is called 'Input-only', which has only those fields that are actually required for querying limit record.
- QueryCombinedLimit-Res-Full- This is the response message which is sent back to the external system when limit record is successfully queried in Oracle FLEXCUBE UBS. The format of the message is called 'Full-screen response', which includes all the fields (input fields and the display fields) as in the corresponding Oracle FLEXCUBE screen.
- QueryCombinedLimit-Res-PK- This is the response message which is sent back to the external system when limit record is successfully queried in Oracle FLEXCUBE UBS. The format of the message is called 'Primary-Key response', which includes only the primary key fields of the queried limit record in the Oracle FLEXCUBE data store.

6.2.7.13 CloseCombinedLimit

This is the operation code for closing a limit record in Oracle FLEXCUBE. It involves the following messages:

- CloseCombinedLimit-Req-Full- This is the request message to close limit record in Oracle FLEXCUBE UBS. An external system which intends to close a limit record has to send the request in the format specified. The format of the message is called 'Full-screen', which includes all the fields (input fields and the display fields) as in the corresponding Oracle FLEXCUBE front-end screen.
- CloseCombinedLimit-Req-IO- This is the request message to close limit record in Oracle FLEXCUBE UBS. An external system which intends to close a limit record has to send the request in the specified format. The format of the message is called 'Input-only', which has only those fields that are actually required for creating limit record simulation.
- CloseCombinedLimit-Res-Full- This is the response message which is sent back to the external system when a limit record is successfully closed in Oracle FLEXCUBE UBS.

The format of the message is called 'Full-screen response', which includes all the fields (input fields and the display fields) as in the corresponding Oracle FLEXCUBE screen.

- CloseCombinedLimit-Res-PK- This is the response message which is sent back to the external system when a limit record is successfully closed in Oracle FLEXCUBE UBS. The format of the message is called 'Primary-Key response', which includes only the primary key fields of the limit record deletion in the Oracle FLEXCUBE data store.

6.2.7.14 ReopenCombinedLimit

This is the operation code for reopening a limit record in Oracle FLEXCUBE. It involves the following messages:

- ReopenCombinedLimit-Req-Full- This is the request message to reopen limit record in Oracle FLEXCUBE UBS. An external system which intends to reopen a limit record has to send the request in the format specified. The format of the message is called 'Full-screen', which includes all the fields (input fields and the display fields) as in the corresponding Oracle FLEXCUBE front-end screen.
- ReopenCombinedLimit-Req-IO- This is the request message to reopen limit record in Oracle FLEXCUBE UBS. An external system which intends to reopen a limit record has to send the request in the specified format. The format of the message is called 'Input-only', which has only those fields that are actually required for creating limit record simulation.
- ReopenCombinedLimit-Res-Full- This is the response message which is sent back to the external system when a limit record is successfully reopened in Oracle FLEXCUBE UBS. The format of the message is called 'Full-screen response', which includes all the fields (input fields and the display fields) as in the corresponding Oracle FLEXCUBE screen.
- ReopenCombinedLimit-Res-PK- This is the response message which is sent back to the external system when a limit record is successfully reopened in Oracle FLEXCUBE UBS. The format of the message is called 'Primary-Key response', which includes only the primary key fields of the limit record deletion in the Oracle FLEXCUBE data store.

6.2.7.15 CreateAccLimit

This is the operation code for creating new limit maintenance in Oracle FLEXCUBE. It involves the following messages: /

- CreateAccLimit-Req-Full- This is the request message to create new limit maintenance in Oracle FLEXCUBE UBS. An external system which intends to create new limit maintenance has to send the request in the format specified. The format of the message is called 'Full-screen', which includes all the fields (input fields and the display fields) as in the corresponding Oracle FLEXCUBE front-end screen.
- CreateAccLimit-Req-IO- This is the request message to create new limit maintenance in Oracle FLEXCUBE UBS. An external system which intends to create new limit maintenance has to send the request in the specified format. The format of the message is called 'Input-only', which has only those fields that are actually required for creating new limit maintenance
- CreateAccLimit-Res-Full- This is the response message which is sent back to the external system when new limit maintenance is successfully created in Oracle FLEXCUBE UBS. The format of the message is called 'Full-screen response', which includes all the fields (input fields and the display fields) as in the corresponding Oracle FLEXCUBE screen.
- CreateAccLimit-Res-PK- This is the response message which is sent back to the external system when new limit maintenance is successfully created in Oracle FLEXCUBE UBS. The format of the message is called 'Primary-Key response', which includes only the primary key fields of created new limit maintenance in the Oracle FLEXCUBE data store.

6.2.7.16 ModifyAccLimit

This is the operation code for modifying the limit record in Oracle FLEXCUBE. It involves the following messages:

- **ModifyAccLimit-Req-Full-** This is the request message to modify the limit record in Oracle FLEXCUBE UBS. An external system which intends to modify the limit record has to send the request in the format specified. The format of the message is called 'Full-screen', which includes all the fields (input fields and the display fields) as in the corresponding Oracle FLEXCUBE front-end screen.
- **ModifyAccLimit-Req-IO-** This is the request message to modify limit record in Oracle FLEXCUBE UBS. An external system which intends to modify limit record has to send the request in the specified format. The format of the message is called 'Input-only', which has only those fields that are actually required for modifying limit record.
- **ModifyAccLimit-Res-Full-** This is the response message which is sent back to the external system when limit record is successfully modified in Oracle FLEXCUBE UBS. The format of the message is called 'Full-screen response', which includes all the fields (input fields and the display fields) as in the corresponding Oracle FLEXCUBE screen.
- **ModifyAccLimit-Res-PK-** This is the response message which is sent back to the external system when limit record is successfully modified in Oracle FLEXCUBE UBS. The format of the message is called 'Primary-Key response', which includes only the primary key fields of the modified limit record in the Oracle FLEXCUBE data store.

6.2.7.17 AuthorizeAccLimit

This is the operation code for authorizing the limit record done in Oracle FLEXCUBE. It involves the following messages:

- **AuthorizeAccLimit-Req-Full-** This is the request message to authorize a limit record in Oracle FLEXCUBE UBS. An external system which intends to authorize the limit record has to send the request in the format specified. The format of the message is called 'Full-screen', which includes all the fields (input fields and the display fields) as in the corresponding Oracle FLEXCUBE front-end screen.
- **AuthorizeAccLimit-Req-IO-** This is the request message to authorize a limit record in Oracle FLEXCUBE UBS. An external system which intends to authorize the limit record has to send the request in the specified format. The format of the message is called 'Input-only', which has only those fields that are actually required for creating a limit record.
- **AuthorizeAccLimit-Res-Full-** This is the response message which is sent back to the external system when a limit record request is successfully authorized in Oracle FLEXCUBE UBS. The format of the message is called 'Full-screen response', which includes all the fields (input fields and the display fields) as in the corresponding Oracle FLEXCUBE screen.
- **AuthorizeAccLimit-Res-PK-** This is the response message which is sent back to the external system when a limit record is authorized from Oracle FLEXCUBE UBS. The format of the message is called 'Primary-Key response', which includes only the primary key fields of the limit record in the Oracle FLEXCUBE data store.

6.2.7.18 DeleteAccLimit

This is the operation code for deleting a limit record in Oracle FLEXCUBE. It involves the following messages:

- **DeleteAccLimit-Req-Full-** This is the request message to delete limit record in Oracle FLEXCUBE UBS. An external system which intends to delete limit record has to send the request in the format specified. The format of the message is called 'Full-screen',

which includes all the fields (input fields and the display fields) as in the corresponding Oracle FLEXCUBE front-end screen.

- DeleteAccLimit-Req-IO- This is the request message to delete limit record in Oracle FLEXCUBE UBS. An external system which intends to delete limit record has to send the request in the specified format. The format of the message is called 'Input-only', which has only those fields that are actually required for deleting a limit record.
- DeleteAccLimit-Res-Full- This is the response message which is sent back to the external system when limit record is successfully deleted in Oracle FLEXCUBE UBS. The format of the message is called 'Full-screen response', which includes all the fields (input fields and the display fields) as in the corresponding Oracle FLEXCUBE screen.
- DeleteAccLimit-Res-PK- This is the response message which is sent back to the external system when limit record is successfully deleted in Oracle FLEXCUBE UBS. The format of the message is called 'Primary-Key response', which includes only the primary key fields of the deleted a limit record in the Oracle FLEXCUBE data store.

6.2.7.19 QueryAccLimit

This is the operation code for querying a limit record in Oracle FLEXCUBE. It involves the following messages:

- QueryAccLimit-Full- This is the request message to query limit record in Oracle FLEXCUBE UBS. An external system which intends to query limit record has to send the request in the format specified. The format of the message is called 'Full-screen', which includes all the fields (input fields and the display fields) as in the corresponding Oracle FLEXCUBE front-end screen.
- QueryAccLimit-Req-IO- This is the request message to query limit record in Oracle FLEXCUBE UBS. An external system which intends to query limit record has to send the request in the specified format. The format of the message is called 'Input-only', which has only those fields that are actually required for querying limit record.
- QueryAccLimit-Res-Full- This is the response message which is sent back to the external system when limit record is successfully queried in Oracle FLEXCUBE UBS. The format of the message is called 'Full-screen response', which includes all the fields (input fields and the display fields) as in the corresponding Oracle FLEXCUBE screen.
- QueryAccLimit-Res-PK- This is the response message which is sent back to the external system when limit record is successfully queried in Oracle FLEXCUBE UBS. The format of the message is called 'Primary-Key response', which includes only the primary key fields of the queried limit record in the Oracle FLEXCUBE data store.

6.2.7.20 CloseAccLimit

This is the operation code for closing a limit record in Oracle FLEXCUBE. It involves the following messages:

- CloseAccLimit-Req-Full- This is the request message to close limit record in Oracle FLEXCUBE UBS. An external system which intends to close a limit record has to send the request in the format specified. The format of the message is called 'Full-screen', which includes all the fields (input fields and the display fields) as in the corresponding Oracle FLEXCUBE front-end screen.
- CloseAccLimit-Req-IO- This is the request message to close limit record in Oracle FLEXCUBE UBS. An external system which intends to close a limit record has to send the request in the specified format. The format of the message is called 'Input-only', which has only those fields that are actually required for creating limit record simulation.
- CloseAccLimit-Res-Full- This is the response message which is sent back to the external system when a limit record is successfully closed in Oracle FLEXCUBE UBS. The format of the message is called 'Full-screen response', which includes all the fields (input fields and the display fields) as in the corresponding Oracle FLEXCUBE screen.

- CloseAccLimit-Res-PK- This is the response message which is sent back to the external system when a limit record is successfully closed in Oracle FLEXCUBE UBS. The format of the message is called 'Primary-Key response', which includes only the primary key fields of the limit record deletion in the Oracle FLEXCUBE data store.

6.2.7.21 ReopenAccLimit

This is the operation code for reopening a limit record in Oracle FLEXCUBE. It involves the following messages:

- ReopenAccLimit-Req-Full- This is the request message to reopen limit record in Oracle FLEXCUBE UBS. An external system which intends to reopen a limit record has to send the request in the format specified. The format of the message is called 'Full-screen', which includes all the fields (input fields and the display fields) as in the corresponding Oracle FLEXCUBE front-end screen.
- ReopenAccLimit-Req-IO- This is the request message to reopen limit record in Oracle FLEXCUBE UBS. An external system which intends to reopen a limit record has to send the request in the specified format. The format of the message is called 'Input-only', which has only those fields that are actually required for creating limit record simulation.
- ReopenAccLimit-Res-Full- This is the response message which is sent back to the external system when a limit record is successfully reopened in Oracle FLEXCUBE UBS. The format of the message is called 'Full-screen response', which includes all the fields (input fields and the display fields) as in the corresponding Oracle FLEXCUBE screen.
- ReopenAccLimit-Res-PK- This is the response message which is sent back to the external system when a limit record is successfully reopened in Oracle FLEXCUBE UBS. The format of the message is called 'Primary-Key response', which includes only the primary key fields of the limit record deletion in the Oracle FLEXCUBE data store.

6.2.7.22 QueryUtilizedLimit

This is the operation code for querying a utilized limit record in Oracle FLEXCUBE. It involves the following messages:

- QueryUtilizedLimit-Full- This is the request message to query utilized limit record in Oracle FLEXCUBE UBS. An external system which intends to query utilized limit record has to send the request in the format specified. The format of the message is called 'Full-screen', which includes all the fields (input fields and the display fields) as in the corresponding Oracle FLEXCUBE front-end screen.
- QueryUtilizedLimit-Req-IO- This is the request message to query utilized limit record in Oracle FLEXCUBE UBS. An external system which intends to query utilized limit record has to send the request in the specified format. The format of the message is called 'Input-only', which has only those fields that are actually required for querying utilized limit record.
- QueryUtilizedLimit-Res-Full- This is the response message which is sent back to the external system when utilized limit record is successfully queried in Oracle FLEXCUBE UBS. The format of the message is called 'Full-screen response', which includes all the fields (input fields and the display fields) as in the corresponding Oracle FLEXCUBE screen.
- QueryUtilizedLimit-Res-PK- This is the response message which is sent back to the external system when utilized limit record is successfully queried in Oracle FLEXCUBE UBS. The format of the message is called 'Primary-Key response', which includes only the primary key fields of the queried utilized limit record in the Oracle FLEXCUBE data store.

6.2.8 **FCUBSSwitchService**

Switch set up maintenance from channels related operations are logically grouped under a service called 'FCUBSSwitchService'.

Oracle FLEXCUBE supports the following operations under this service:

- CreateFwd
- ModifyFwd
- AuthorizeFwd
- DeleteFwd
- QueryFwd
- CloseFwd
- ReopenFwd

6.2.8.1 **CreateFwd**

This is the operation code for creating new forwarding institution id record in Oracle FLEXCUBE. It involves the following messages:

- CreateFwd-Req-Full- This is the request message to create new forwarding institution id record in Oracle FLEXCUBE UBS. An external system which intends to create new forwarding institution id record has to send the request in the format specified. The format of the message is called 'Full-screen', which includes all the fields (input fields and the display fields) as in the corresponding Oracle FLEXCUBE front-end screen.
- CreateFwd-Req-IO- This is the request message to create new forwarding institution id record in Oracle FLEXCUBE UBS. An external system which intends to create new forwarding institution id record has to send the request in the specified format. The format of the message is called 'Input-only', which has only those fields that are actually required for creating forwarding institution id record.
- CreateFwd-Res-Full- This is the response message which is sent back to the external system when new forwarding institution id record is successfully created in Oracle FLEXCUBE UBS. The format of the message is called 'Full-screen response', which includes all the fields (input fields and the display fields) as in the corresponding Oracle FLEXCUBE screen.
- CreateFwd-Res-PK- This is the response message which is sent back to the external system when new forwarding institution id record is successfully created in Oracle FLEXCUBE UBS. The format of the message is called 'Primary-Key response', which includes only the primary key fields of created new forwarding institution id record in the Oracle FLEXCUBE data store.

6.2.8.2 **ModifyFwd**

This is the operation code for modifying forwarding institution id record in Oracle FLEXCUBE. It involves the following messages:

- ModifyFwd-Req-Full- This is the request message to modify forwarding institution id record in Oracle FLEXCUBE UBS. An external system which intends to modify forwarding institution id record has to send the request in the format specified. The format of the message is called 'Full-screen', which includes all the fields (input fields and the display fields) as in the corresponding Oracle FLEXCUBE front-end screen.
- ModifyFwd-Req-IO- This is the request message to modify forwarding institution id record in Oracle FLEXCUBE UBS. An external system which intends to modify forwarding institution id record has to send the request in the specified format. The format of the message is called 'Input-only', which has only those fields that are actually required for modifying forwarding institution id record.

- **ModifyFwd-Res-Full-** This is the response message which is sent back to the external system when forwarding institution id record is successfully modified in Oracle FLEXCUBE UBS. The format of the message is called 'Full-screen response', which includes all the fields (input fields and the display fields) as in the corresponding Oracle FLEXCUBE screen.
- **ModifyFwd-Res-PK-** This is the response message which is sent back to the external system when forwarding institution id record is successfully modified in Oracle FLEXCUBE UBS. The format of the message is called 'Primary-Key response', which includes only the primary key fields of the modified forwarding institution id record in the Oracle FLEXCUBE data store.

6.2.8.3 AuthorizeFwd

This is the operation code for authorizing forwarding institution id record done in Oracle FLEXCUBE. It involves the following messages:

- **AuthorizeFwd-Req-Full-** This is the request message to authorize a forwarding institution id record in Oracle FLEXCUBE UBS. An external system which intends to authorize the forwarding institution id record has to send the request in the format specified. The format of the message is called 'Full-screen', which includes all the fields (input fields and the display fields) as in the corresponding Oracle FLEXCUBE front-end screen.
- **AuthorizeFwd-Req-IO-** This is the request message to authorize a forwarding institution id record in Oracle FLEXCUBE UBS. An external system which intends to authorize the forwarding institution id record has to send the request in the specified format. The format of the message is called 'Input-only', which has only those fields that are actually required for creating a forwarding institution id record.
- **AuthorizeFwd-Res-Full-** This is the response message which is sent back to the external system when a forwarding institution id record request is successfully authorized in Oracle FLEXCUBE UBS. The format of the message is called 'Full-screen response', which includes all the fields (input fields and the display fields) as in the corresponding Oracle FLEXCUBE screen.
- **AuthorizeFwd-Res-PK-** This is the response message which is sent back to the external system when a forwarding institution id record is authorized from Oracle FLEXCUBE UBS. The format of the message is called 'Primary-Key response', which includes only the primary key fields of the forwarding institution id record in the Oracle FLEXCUBE data store.

6.2.8.4 DeleteFwd

This is the operation code for deleting a forwarding institution id record in Oracle FLEXCUBE. It involves the following messages:

- **DeleteFwd-Req-Full-** This is the request message to delete forwarding institution id record in Oracle FLEXCUBE UBS. An external system which intends to delete forwarding institution id record has to send the request in the format specified. The format of the message is called 'Full-screen', which includes all the fields (input fields and the display fields) as in the corresponding Oracle FLEXCUBE front-end screen.
- **DeleteFwd-Req-IO-** This is the request message to delete forwarding institution id record in Oracle FLEXCUBE UBS. An external system which intends to delete forwarding institution id record has to send the request in the specified format. The format of the message is called 'Input-only', which has only those fields that are actually required for deleting a forwarding institution id record.
- **DeleteFwd-Res-Full-** This is the response message which is sent back to the external system when forwarding institution id record is successfully deleted in Oracle FLEXCUBE UBS. The format of the message is called 'Full-screen response', which

includes all the fields (input fields and the display fields) as in the corresponding Oracle FLEXCUBE screen.

- DeleteFwd-Res-PK- This is the response message which is sent back to the external system when forwarding institution id record is successfully deleted in Oracle FLEXCUBE UBS. The format of the message is called 'Primary-Key response', which includes only the primary key fields of the deleted a forwarding institution id record in the Oracle FLEXCUBE data store.

6.2.8.5 QueryFwd

This is the operation code for querying a forwarding institution id record in Oracle FLEXCUBE. It involves the following messages:

- QueryFwd-Req-Full- This is the request message to query forwarding institution id record in Oracle FLEXCUBE UBS. An external system which intends to query forwarding institution id record has to send the request in the format specified. The format of the message is called 'Full-screen', which includes all the fields (input fields and the display fields) as in the corresponding Oracle FLEXCUBE front-end screen.
- QueryFwd-Req-IO- This is the request message to query forwarding institution id record in Oracle FLEXCUBE UBS. An external system which intends to query forwarding institution id record has to send the request in the specified format. The format of the message is called 'Input-only', which has only those fields that are actually required for querying forwarding institution id record.
- QueryFwd-Res-Full- This is the response message which is sent back to the external system when forwarding institution id record is successfully queried in Oracle FLEXCUBE UBS. The format of the message is called 'Full-screen response', which includes all the fields (input fields and the display fields) as in the corresponding Oracle FLEXCUBE screen.
- QueryFwd-Res-PK- This is the response message which is sent back to the external system when forwarding institution id record is successfully queried in Oracle FLEXCUBE UBS. The format of the message is called 'Primary-Key response', which includes only the primary key fields of the queried forwarding institution id record in the Oracle FLEXCUBE data store.

6.2.8.6 CloseFwd

This is the operation code for closing a forwarding institution id record in Oracle FLEXCUBE. It involves the following messages:

- CloseFwd-Req-Full- This is the request message to close forwarding institution id record in Oracle FLEXCUBE UBS. An external system which intends to close a forwarding institution id record has to send the request in the format specified. The format of the message is called 'Full-screen', which includes all the fields (input fields and the display fields) as in the corresponding Oracle FLEXCUBE front-end screen.
- CloseFwd -Req-IO- This is the request message to close forwarding institution id record in Oracle FLEXCUBE UBS. An external system which intends to close a forwarding institution id record has to send the request in the specified format. The format of the message is called 'Input-only', which has only those fields that are actually required for creating forwarding institution id record simulation.
- CloseFwd -Res-Full- This is the response message which is sent back to the external system when a forwarding institution id record is successfully closed in Oracle FLEXCUBE UBS. The format of the message is called 'Full-screen response', which includes all the fields (input fields and the display fields) as in the corresponding Oracle FLEXCUBE screen.
- CloseFwd -Res-PK- This is the response message which is sent back to the external system when a forwarding institution id record is successfully closed in Oracle FLEXCUBE UBS. The format of the message is called 'Primary-Key response', which

includes only the primary key fields of the forwarding institution id record deletion in the Oracle FLEXCUBE data store.

6.2.8.7 ReopenFwd

This is the operation code for reopening a forwarding institution id record in Oracle FLEXCUBE. It involves the following messages:

- ReopenFwd-Req-Full- This is the request message to reopen forwarding institution id record in Oracle FLEXCUBE UBS. An external system which intends to reopen a forwarding institution id record has to send the request in the format specified. The format of the message is called 'Full-screen', which includes all the fields (input fields and the display fields) as in the corresponding Oracle FLEXCUBE front-end screen.
- ReopenFwd-Req-IO- This is the request message to reopen forwarding institution id record in Oracle FLEXCUBE UBS. An external system which intends to reopen a forwarding institution id record has to send the request in the specified format. The format of the message is called 'Input-only', which has only those fields that are actually required for creating forwarding institution id record simulation.
- ReopenFwd-Res-Full- This is the response message which is sent back to the external system when a forwarding institution id record is successfully reopened in Oracle FLEXCUBE UBS. The format of the message is called 'Full-screen response', which includes all the fields (input fields and the display fields) as in the corresponding Oracle FLEXCUBE screen.
- ReopenFwd-Res-PK- This is the response message which is sent back to the external system when a forwarding institution id record is successfully reopened in Oracle FLEXCUBE UBS. The format of the message is called 'Primary-Key response', which includes only the primary key fields of the forwarding institution id record deletion in the Oracle FLEXCUBE data store.

6.2.9 FCUBSDDService

All the demand draft operations are logically grouped under a service called 'FCUBSDDService'.

Oracle FLEXCUBE supports the following operations under this service:

- CreateTransaction
- QueryDDTransaction

6.2.9.1 CreateTransaction

This is the operation code for creating transaction in Oracle FLEXCUBE. It involves the following messages:

- CreateTransaction-Req-Full- This is the request message to create transaction in Oracle FLEXCUBE UBS. An external system which intends to create transaction has to send the request in the format specified. The format of the message is called 'Full-screen', which includes all the fields (input fields and the display fields) as in the corresponding Oracle FLEXCUBE front-end screen.
- CreateTransaction-Req-IO- This is the request message to create transaction in Oracle FLEXCUBE UBS. An external system which intends to create transaction has to send the request in the specified format. The format of the message is called 'Input-only', which has only those fields that are actually required for creating a transaction.
- CreateTransaction-Res-Full- This is the response message which is sent back to the external system when transaction is successfully created in Oracle FLEXCUBE UBS. The format of the message is called 'Full-screen response', which includes all the fields (input fields and the display fields) as in the corresponding Oracle FLEXCUBE screen.

- CreateTransaction-Res-PK- This is the response message which is sent back to the external system when a transaction is successfully created in Oracle FLEXCUBE UBS. The format of the message is called 'Primary-Key response', which includes only the primary key fields of the transaction record in the Oracle FLEXCUBE data store.

6.2.9.2 QueryDDTransaction

This is the operation code for querying DD Transaction in Oracle FLEXCUBE. It involves the following messages:

- QueryDDTransaction-Req-Full- This is the request message to query DD Transaction in Oracle FLEXCUBE UBS. An external system which intends to query a DD transaction has to send the request in the format specified. The format of the message is called 'Full-screen', which includes all the fields (input fields and the display fields) as in the corresponding Oracle FLEXCUBE front-end screen.
- QueryDDTransaction-Req-IO- This is the request message to query DD Transaction in Oracle FLEXCUBE UBS. An external system which intends to query a DD transaction has to send the request in the specified format. The format of the message is called 'Input-only', which has only those fields that are actually required for querying a DD transaction.
- QueryDDTransaction-Res-Full- This is the response message which is sent back to the external system when DD Transaction is successfully queried in Oracle FLEXCUBE UBS. The format of the message is called 'Full-screen response', which includes all the fields (input fields and the display fields) as in the corresponding Oracle FLEXCUBE screen.
- QueryDDTransaction-Res-PK- This is the response message which is sent back to the external system when DD Transaction is successfully queried in Oracle FLEXCUBE UBS. The format of the message is called 'Primary-Key response', which includes only the primary key fields of the DD transaction in the Oracle FLEXCUBE data store.

6.2.10 FCUBSLDService

Corporate deposit operations are logically grouped under a service called 'FCUBSLDService'.

Oracle FLEXCUBE supports the following operations under this service:

- LDActivateSimulate
- DeleteLDSIMContract
- QueryLDSIMContract
- LDVamiCreateSim
- LDVamiQuerySim
- QueryLDPaymentSim
- CreateLDPaymentSim

6.2.10.1 LDActivateSimulate

This is the operation code for activating corporate deposits simulation in Oracle FLEXCUBE. It involves the following messages:

- LDActivateSimulate-Req-Full- This is the request message to activate corporate deposits simulation in Oracle FLEXCUBE UBS. An external system which intends to activate corporate deposits simulation has to send the request in the format specified. The format of the message is called 'Full-screen', which includes all the fields (input fields and the display fields) as in the corresponding Oracle FLEXCUBE front-end screen.

- **LDActivateSimulate -Req-IO-** This is the request message to activate corporate deposits simulation in Oracle FLEXCUBE UBS. An external system which intends to activate corporate deposits simulation has to send the request in the specified format. The format of the message is called 'Input-only', which has only those fields that are actually required for activating corporate deposits simulation.
- **LDActivateSimulate -Res-Full-** This is the response message which is sent back to the external system when corporate deposits simulation is successfully activated in Oracle FLEXCUBE UBS. The format of the message is called 'Full-screen response', which includes all the fields (input fields and the display fields) as in the corresponding Oracle FLEXCUBE screen.
- **LDActivateSimulate -Res-PK-** This is the response message which is sent back to the external system when an existing corporate deposits simulation is successfully activated in Oracle FLEXCUBE UBS. The format of the message is called 'Primary-Key response', which includes only the primary key fields of the corporate deposits simulation in the Oracle FLEXCUBE data store.

6.2.10.2 DeleteLDSIMContract

This is the operation code for deleting LD simulation contract in Oracle FLEXCUBE. It involves the following messages:

- **DeleteLDSIMContract-Req-Full-** This is the request message to delete LD simulation contract in Oracle FLEXCUBE UBS. An external system which intends to delete LD simulation contract has to send the request in the format specified. The format of the message is called 'Full-screen', which includes all the fields (input fields and the display fields) as in the corresponding Oracle FLEXCUBE front-end screen.
- **DeleteLDSIMContract -Req-IO-** This is the request message to delete LD simulation contract in Oracle FLEXCUBE UBS. An external system which intends to delete LD simulation contract has to send the request in the specified format. The format of the message is called 'Input-only', which has only those fields that are actually required for deleting LD simulation contract.
- **DeleteLDSIMContract -Res-Full-** This is the response message which is sent back to the external system when LD simulation contract is successfully deleted in Oracle FLEXCUBE UBS. The format of the message is called 'Full-screen response', which includes all the fields (input fields and the display fields) as in the corresponding Oracle FLEXCUBE screen.
- **DeleteLDSIMContract -Res-PK-** This is the response message which is sent back to the external system when an existing LD simulation contract is successfully deleted in Oracle FLEXCUBE UBS. The format of the message is called 'Primary-Key response', which includes only the primary key fields of the LD simulation contract in the Oracle FLEXCUBE data store.

6.2.10.3 QueryLDSIMContract

This is the operation code for querying LD simulation contract in Oracle FLEXCUBE. It involves the following messages:

- **DeleteQueryLDSIMContract -Req-IO-** This is the request message to query LD simulation contract in Oracle FLEXCUBE UBS. An external system which intends to query LD simulation contract has to send the request in the specified format. The format of the message is called 'Input-only', which has only those fields that are actually required for querying LD simulation contract.
- **DeleteQueryLDSIMContract -Res-Full-** This is the response message which is sent back to the external system when LD simulation contract is successfully queried in Oracle FLEXCUBE UBS. The format of the message is called 'Full-screen response', which includes all the fields (input fields and the display fields) as in the corresponding Oracle FLEXCUBE screen.

6.2.10.4 LDVamiCreateSim

This is the operation code for creating LD VAMI Simulation contract in Oracle FLEXCUBE. It involves the following messages:

- LDVamiCreateSim-Req-Full- This is the request message to create LD VAMI simulation contract in Oracle FLEXCUBE UBS. An external system which intends to create LD VAMI simulation contract has to send the request in the format specified. The format of the message is called 'Full-screen', which includes all the fields (input fields and the display fields) as in the corresponding Oracle FLEXCUBE front-end screen.
- LDVamiCreateSim -Req-IO- This is the request message to create LD VAMI simulation contract in Oracle FLEXCUBE UBS. An external system which intends to create LD VAMI simulation contract has to send the request in the specified format. The format of the message is called 'Input-only', which has only those fields that are actually required for creating LD VAMI simulation.
- LDVamiCreateSim -Res-Full- This is the response message which is sent back to the external system when LD VAMI simulation contract is successfully created in Oracle FLEXCUBE UBS. The format of the message is called 'Full-screen response', which includes all the fields (input fields and the display fields) as in the corresponding Oracle FLEXCUBE screen.
- LDVamiCreateSim -Res-PK- This is the response message which is sent back to the external system when an LD VAMI simulation contract is successfully created in Oracle FLEXCUBE UBS. The format of the message is called 'Primary-Key response', which includes only the primary key fields of the LD VAMI simulation in the Oracle FLEXCUBE data store.

6.2.11 FCUBSCustomerService

Customer related operations are logically grouped under a service called 'FCUBSCustomerService'.

Oracle FLEXCUBE supports the following operations under this service:

- AccountStructureNew
- AccountStructureModify
- AccountStructureQuery
- CreateCustomer
- ModifyCustomer
- AuthorizeCustomer
- QueryCustomer
- DeleteCustomer
- QueryConsolEnq

6.2.11.1 AccountStructureNew

This is the operation code for creating Account Structure in Oracle FLEXCUBE. It involves the following messages:

- AccountStructureNew-Req-Full- This is the request message to create account structure in Oracle FLEXCUBE UBS. An external system which intends to create account structure has to send the request in the format specified. The format of the message is called 'Full-screen', which includes all the fields (input fields and the display fields) as in the corresponding Oracle FLEXCUBE front-end screen.
- AccountStructureNew-Req-IO- This is the request message to create account structure in Oracle FLEXCUBE UBS. An external system which intends to create account

structure has to send the request in the specified format. The format of the message is called 'Input-only', which has only those fields that are actually required for creating account structure.

- AccountStructureNew -Res-Full- This is the response message which is sent back to the external system when account structure is successfully created in Oracle FLEXCUBE UBS. The format of the message is called 'Full-screen response', which includes all the fields (input fields and the display fields) as in the corresponding Oracle FLEXCUBE screen.
- AccountStructureNew -Res-PK- This is the response message which is sent back to the external system when a new account structure is successfully created in Oracle FLEXCUBE UBS. The format of the message is called 'Primary-Key response', which includes only the primary key fields of the account structure in the Oracle FLEXCUBE data store.

6.2.11.2 AccountStructureModify

This is the operation code for modifying account structure in Oracle FLEXCUBE. It involves the following messages:

- AccountStructureModify-Req-Full- This is the request message to modify an account structure in Oracle FLEXCUBE UBS. An external system which intends to modify an account structure has to send the request in the format specified. The format of the message is called 'Full-screen', which includes all the fields (input fields and the display fields) as in the corresponding Oracle FLEXCUBE front-end screen.
- AccountStructureModify-Req-IO- This is the request message to modify an account structure in Oracle FLEXCUBE UBS. An external system which intends to modify an account structure has to send the request in the specified format. The format of the message is called 'Input-only', which has only those fields that are actually required for modifying account structure.
- AccountStructureModify -Res-Full- This is the response message which is sent back to the external system when an account structure is successfully modified in Oracle FLEXCUBE UBS. The format of the message is called 'Full-screen response', which includes all the fields (input fields and the display fields) as in the corresponding Oracle FLEXCUBE screen.
- AccountStructureModify -Res-PK- This is the response message which is sent back to the external system when an account structure is successfully modified in Oracle FLEXCUBE UBS. The format of the message is called 'Primary-Key response', which includes only the primary key fields of the account structure in the Oracle FLEXCUBE data store.

6.2.11.3 AccountStructureQuery

This is the operation code for querying an account structure in Oracle FLEXCUBE. It involves the following messages:

- AccountStructureQuery-Req-Full- This is the request message to an account structure in Oracle FLEXCUBE UBS. An external system which intends to query an account structure has to send the request in the format specified. The format of the message is called 'Full-screen', which includes all the fields (input fields and the display fields) as in the corresponding Oracle FLEXCUBE front-end screen.
- AccountStructureQuery -Req-IO- This is the request message to query an account structure in Oracle FLEXCUBE UBS. An external system which intends to query an account structure has to send the request in the specified format. The format of the message is called 'Input-only', which has only those fields that are actually required for querying account structure.
- AccountStructureQuery -Res-Full- This is the response message which is sent back to the external system when an account structure is successfully queried in Oracle

FLEXCUBE UBS. The format of the message is called 'Full-screen response', which includes all the fields (input fields and the display fields) as in the corresponding Oracle FLEXCUBE screen.

- AccountStructureQuery -Res-PK- This is the response message which is sent back to the external system when an account structure is successfully queried in Oracle FLEXCUBE UBS. The format of the message is called 'Primary-Key response', which includes only the primary key fields of the account structure in the Oracle FLEXCUBE data store.

6.2.11.4 CreateCustomer

This is the operation code for creating the customer details in Oracle FLEXCUBE. It involves the following messages:

- CreateCustomer-Req-Full- This is the request message to create the customer details in Oracle FLEXCUBE UBS. An external system which intends to create the customer details has to send the request in the format specified. The format of the message is called 'Full-screen', which includes all the fields (input fields and the display fields) as in the corresponding Oracle FLEXCUBE front-end screen.
- CreateCustomer-Req-IO- This is the request message to create the customer details in Oracle FLEXCUBE UBS. An external system which intends to create the customer details has to send the request in the specified format. The format of the message is called 'Input-only', which has only those fields that are actually required for creating the customer details.
- CreateCustomer-Res-Full- This is the response message which is sent back to the external system when customer details are successfully created in Oracle FLEXCUBE UBS. The format of the message is called 'Full-screen response', which includes all the fields (input fields and the display fields) as in the corresponding Oracle FLEXCUBE screen.
- CreateCustomer-Res-PK- This is the response message which is sent back to the external system when customer details are successfully created in Oracle FLEXCUBE UBS. The format of the message is called 'Primary-Key response', which includes only the primary key fields of the customer details in the Oracle FLEXCUBE data store.

6.2.11.5 ModifyCustomer

This is the operation code for modifying the customer details in Oracle FLEXCUBE. It involves the following messages:

- ModifyCustomer-Req-Full- This is the request message to modify the customer details in Oracle FLEXCUBE UBS. An external system which intends to modify the customer details has to send the request in the format specified. The format of the message is called 'Full-screen', which includes all the fields (input fields and the display fields) as in the corresponding Oracle FLEXCUBE front-end screen.
- ModifyCustomer-Req-IO- This is the request message to modify the customer details in Oracle FLEXCUBE UBS. An external system which intends to modify the customer details has to send the request in the specified format. The format of the message is called 'Input-only', which has only those fields that are actually required for modifying the customer details.
- ModifyCustomer-Res-Full- This is the response message which is sent back to the external system when customer details are successfully modified in Oracle FLEXCUBE UBS. The format of the message is called 'Full-screen response', which includes all the fields (input fields and the display fields) as in the corresponding Oracle FLEXCUBE screen.
- ModifyCustomer-Res-PK- This is the response message which is sent back to the external system when customer details are successfully modified in Oracle FLEXCUBE

UBS. The format of the message is called 'Primary-Key response', which includes only the primary key fields of the customer details in the Oracle FLEXCUBE data store.

6.2.11.6 AuthorizeCustomer

This is the operation code for authorizing the customer details in Oracle FLEXCUBE. It involves the following messages:

- **AuthorizeCustomer-Req-Full-** This is the request message to authorize the customer details in Oracle FLEXCUBE UBS. An external system which intends to authorize a customer details has to send the request in the format specified. The format of the message is called 'Full-screen', which includes all the fields (input fields and the display fields) as in the corresponding Oracle FLEXCUBE front-end screen.
- **AuthorizeCustomer-Req-IO-** This is the request message to authorize the customer details in Oracle FLEXCUBE UBS. An external system which intends to authorize a customer details has to send the request in the specified format. The format of the message is called 'Input-only', which has only those fields that are actually required for authorizing the customer details.
- **AuthorizeCustomer-Res-Full-** This is the response message which is sent back to the external system when customer details are successfully authorized in Oracle FLEXCUBE UBS. The format of the message is called 'Full-screen response', which includes all the fields (input fields and the display fields) as in the corresponding Oracle FLEXCUBE screen.
- **AuthorizeCustomer-Res-PK-** This is the response message which is sent back to the external system when customer details are successfully authorized in Oracle FLEXCUBE UBS. The format of the message is called 'Primary-Key response', which includes only the primary key fields of the customer details in the Oracle FLEXCUBE data store.

6.2.11.7 QueryCustomer

This is the operation code for querying the customer details in Oracle FLEXCUBE. It involves the following messages:

- **QueryCustomer-Req-Full-** This is the request message to query the customer details in Oracle FLEXCUBE UBS. An external system which intends to query the customer details has to send the request in the format specified. The format of the message is called 'Full-screen', which includes all the fields (input fields and the display fields) as in the corresponding Oracle FLEXCUBE front-end screen.
- **QueryCustomer-Req-IO-** This is the request message to query the customer details in Oracle FLEXCUBE UBS. An external system which intends to query the customer details has to send the request in the specified format. The format of the message is called 'Input-only', which has only those fields that are actually required for querying the customer details.
- **QueryCustomer-Res-Full-** This is the response message which is sent back to the external system when customer details are successfully queried in Oracle FLEXCUBE UBS. The format of the message is called 'Full-screen response', which includes all the fields (input fields and the display fields) as in the corresponding Oracle FLEXCUBE screen.
- **QueryCustomer-Res-PK-** This is the response message which is sent back to the external system when customer details are successfully queried in Oracle FLEXCUBE UBS. The format of the message is called 'Primary-Key response', which includes only the primary key fields of the customer details in the Oracle FLEXCUBE data store.

6.2.11.8 DeleteCustomer

This is the operation code for deleting the customer details in Oracle FLEXCUBE. It involves the following messages:

- DeleteCustomer-Req-Full- This is the request message to delete the customer details in Oracle FLEXCUBE UBS. An external system which intends to delete the customer details has to send the request in the format specified. The format of the message is called 'Full-screen', which includes all the fields (input fields and the display fields) as in the corresponding Oracle FLEXCUBE front-end screen.
- DeleteCustomer-Req-IO- This is the request message to delete the customer details in Oracle FLEXCUBE UBS. An external system which intends to delete the customer details has to send the request in the specified format. The format of the message is called 'Input-only', which has only those fields that are actually required for deleting the customer details.
- DeleteCustomer-Res-Full- This is the response message which is sent back to the external system when customer details are successfully deleted in Oracle FLEXCUBE UBS. The format of the message is called 'Full-screen response', which includes all the fields (input fields and the display fields) as in the corresponding Oracle FLEXCUBE screen.
- DeleteCustomer-Res-PK- This is the response message which is sent back to the external system when customer details are successfully deleted in Oracle FLEXCUBE UBS. The format of the message is called 'Primary-Key response', which includes only the primary key fields of the customer details in the Oracle FLEXCUBE data store.

6.2.12 FCUBSCustomerAdditionalService

Customer additional service related operations are logically grouped under a service called 'FCUBSCustomerAdditionalService'.

Oracle FLEXCUBE supports the following operations under this service:

- QueryCustPIDInfo

6.2.12.1 QueryCustPIDInfo

This is the operation code for querying customer PID information in Oracle FLEXCUBE. It involves the following messages:

- QueryCustPIDInfo-Req-Full- This is the request message to query customer PID information in Oracle FLEXCUBE UBS. An external system which intends to query customer PID information has to send the request in the format specified. The format of the message is called 'Full-screen', which includes all the fields (input fields and the display fields) as in the corresponding Oracle FLEXCUBE front-end screen.
- QueryCustPIDInfo -Req-IO- This is the request message to query customer PID information in Oracle FLEXCUBE UBS. An external system which intends to query customer PID information has to send the request in the specified format. The format of the message is called 'Input-only', which has only those fields that are actually required for querying customer PID information.
- QueryCustPIDInfo -Res-Full- This is the response message which is sent back to the external system when a customer PID information is successfully queried in Oracle FLEXCUBE UBS. The format of the message is called 'Full-screen response', which includes all the fields (input fields and the display fields) as in the corresponding Oracle FLEXCUBE screen.
- QueryCustPIDInfo -Res-PK- This is the response message which is sent back to the external system when a customer PID information is successfully queried in Oracle

FLEXCUBE UBS. The format of the message is called 'Primary-Key response', which includes only the primary key fields of the querying in the Oracle FLEXCUBE data store.

6.2.13 FCUBSTDService

TD related operations are logically grouped under a service called 'FCUBSTDService'.

Oracle FLEXCUBE supports the following operations under this service:

- CreateTDRRedem
- ModifyTDRRedeem
- AuthorizeTDRRedem
- DeleteTDRRedem
- QueryTDRRedem
- CloseTDRRedeem
- ReopenTDRRedeem
- CreateTDRRedemSim
- CreateNoticelns
- AuthorizeNoticelns
- DeleteNoticelns
- ModifyNoticelns
- CloseNoticelns
- QueryNoticelns
- CreateRDPayment
- AuthorizeRDPayment
- DeleteRDPayment
- CloseRDPayment
- QueryRDPayment
- RedeemTDSim
- QueryRDAcc
- CreateRev
- AuthRev
- DeleteRev
- QueryRev
- ModifyRev

6.2.13.1 CreateTDRRedem

This is the operation code for creating a redemption request of TD in Oracle FLEXCUBE. It involves the following messages:

- CreateTDRRedem-Req-Full- This is the request message to redeem TD account in Oracle FLEXCUBE UBS. An external system which intends to redeem a TD account has to send the request in the format specified. The format of the message is called 'Full-screen', which includes all the fields (input fields and the display fields) as in the corresponding Oracle FLEXCUBE front-end screen.
- CreateTDRRedem -Req-IO- This is the request message to redeem TD account in Oracle FLEXCUBE UBS. An external system which intends to redeem TD account has to send the request in the specified format. The format of the message is called 'Input-only', which has only those fields that are actually required for redeeming a TD.

- CreateTDRedem -Res-Full- This is the response message which is sent back to the external system when a TD account is successfully redeemed in Oracle FLEXCUBE UBS. The format of the message is called 'Full-screen response', which includes all the fields (input fields and the display fields) as in the corresponding Oracle FLEXCUBE screen.
- CreateTDRedem -Res-PK- This is the response message which is sent back to the external system when a TD account is successfully redeemed in Oracle FLEXCUBE UBS. The format of the message is called 'Primary-Key response', which includes only the primary key fields of the redemption in the Oracle FLEXCUBE data store.

6.2.13.2 ModifyTDRedeem

This is the operation code for modifying a redemption request of TD in Oracle FLEXCUBE. It involves the following messages:

- ModifyTDRedeem-Req-Full- This is the request message to modify a TD redeem in Oracle FLEXCUBE UBS. An external system which intends to modify a TD redeem has to send the request in the format specified. The format of the message is called 'Full-screen', which includes all the fields (input fields and the display fields) as in the corresponding Oracle FLEXCUBE front-end screen.
- ModifyTDRedeem -Req-IO- This is the request message to modify a TD redeem in Oracle FLEXCUBE UBS. An external system which intends to modify a TD redeem has to send the request in the specified format. The format of the message is called 'Input-only', which has only those fields that are actually required for redeeming a TD.
- ModifyTDRedeem -Res-Full- This is the response message which is sent back to the external system when a TD is successfully redeemed in Oracle FLEXCUBE UBS. The format of the message is called 'Full-screen response', which includes all the fields (input fields and the display fields) as in the corresponding Oracle FLEXCUBE screen.
- ModifyTDRedeem -Res-PK- This is the response message which is sent back to the external system when a TD is successfully redeemed in Oracle FLEXCUBE UBS. The format of the message is called 'Primary-Key response', which includes only the primary key fields of the redemption in the Oracle FLEXCUBE data store.

6.2.13.3 AuthorizeTDRedem

This is the operation code for authorizing redemption request of TD in Oracle FLEXCUBE. It involves the following messages:

- AuthorizeTDRedem-Req-Full- This is the request message to authorize the redemption of TD account in Oracle FLEXCUBE UBS. An external system which intends to authorize the redemption has to send the request in the format specified. The format of the message is called 'Full-screen', which includes all the fields (input fields and the display fields) as in the corresponding Oracle FLEXCUBE front-end screen.
- AuthorizeTDRedem -Req-IO- This is the request message to authorize the redemption of TD account in Oracle FLEXCUBE UBS. An external system which intends to authorize the redemption of TD account has to send the request in the specified format. The format of the message is called 'Input-only', which has only those fields that are actually required for redeeming a TD.
- AuthorizeTDRedem -Res-Full- This is the response message which is sent back to the external system when a TD account is redeemed is successfully authorized in Oracle FLEXCUBE UBS. The format of the message is called 'Full-screen response', which includes all the fields (input fields and the display fields) as in the corresponding Oracle FLEXCUBE screen.
- AuthorizeTDRedem -Res-PK- This is the response message which is sent back to the external system when a TD account redeemed, is authorized in Oracle FLEXCUBE UBS. The format of the message is called 'Primary-Key response', which includes only the primary key fields of the redemption in the Oracle FLEXCUBE data store.

6.2.13.4 DeleteTDRedem

This is the operation code for deleting redemption request of TD in Oracle FLEXCUBE. It involves the following messages:

- DeleteTDRedem-Req-Full- This is the request message to delete the redemption of TD account in Oracle FLEXCUBE UBS. An external system which intends to delete the redemption request created has to send the request in the format specified. The format of the message is called 'Full-screen', which includes all the fields (input fields and the display fields) as in the corresponding Oracle FLEXCUBE front-end screen.
- DeleteTDRedem -Req-IO- This is the request message to delete the redemption of TD account in Oracle FLEXCUBE UBS. An external system which intends to delete the redemption of TD account has to send the request in the specified format. The format of the message is called 'Input-only', which has only those fields that are actually required for redeeming a TD.
- DeleteTDRedem -Res-Full- This is the response message which is sent back to the external system when a redemption request is successfully deleted in Oracle FLEXCUBE UBS. The format of the message is called 'Full-screen response', which includes all the fields (input fields and the display fields) as in the corresponding Oracle FLEXCUBE screen.
- DeleteTDRedem -Res-PK- This is the response message which is sent back to the external system when a redemption request is deleted from Oracle FLEXCUBE UBS. The format of the message is called 'Primary-Key response', which includes only the primary key fields of the redemption in the Oracle FLEXCUBE data store.

6.2.13.5 QueryTDRedem

This is the operation code for querying TD redemption done in Oracle FLEXCUBE. It involves the following messages:

- QueryTDRedem -Req-IO- This is the request message to query the redemption made to TD account in Oracle FLEXCUBE UBS. An external system which intends to query TD redemption has to send the request in the specified format. The format of the message is called 'Input-only', which has only those fields that are actually required for querying TD redemption.
- QueryTDCustAcc -Res-Full- This is the response message which is sent back to the external system when redemption made to TD account successfully queried in Oracle FLEXCUBE UBS. The format of the message is called 'Full-screen response', which includes all the fields (input fields and the display fields) as in the corresponding Oracle FLEXCUBE screen.

6.2.13.6 CloseTDRedeem

This is the operation code for closing a redemption request of TD in Oracle FLEXCUBE. It involves the following messages:

- CloseTDRedeem-Req-Full- This is the request message to close a TD redeem in Oracle FLEXCUBE UBS. An external system which intends to close a TD redeem has to send the request in the format specified. The format of the message is called 'Full-screen', which includes all the fields (input fields and the display fields) as in the corresponding Oracle FLEXCUBE front-end screen.
- CloseTDRedeem -Req-IO- This is the request message to close a TD redeem in Oracle FLEXCUBE UBS. An external system which intends to close a TD redeem has to send the request in the specified format. The format of the message is called 'Input-only', which has only those fields that are actually required for redeeming a TD.
- CloseTDRedeem -Res-Full- This is the response message which is sent back to the external system when a TD redeem is successfully closed in Oracle FLEXCUBE UBS.

The format of the message is called 'Full-screen response', which includes all the fields (input fields and the display fields) as in the corresponding Oracle FLEXCUBE screen.

- CloseTDRedeem -Res-PK- This is the response message which is sent back to the external system when a TD redeem is successfully closed in Oracle FLEXCUBE UBS. The format of the message is called 'Primary-Key response', which includes only the primary key fields of the redemption in the Oracle FLEXCUBE data store.

6.2.13.7 ReopenTDRedeem

This is the operation code for reopening a redemption request of TD in Oracle FLEXCUBE. It involves the following messages:

- ReopenTDRedeem-Req-Full- This is the request message to reopen a TD redeem in Oracle FLEXCUBE UBS. An external system which intends to reopen a TD redeem has to send the request in the format specified. The format of the message is called 'Full-screen', which includes all the fields (input fields and the display fields) as in the corresponding Oracle FLEXCUBE front-end screen.
- ReopenTDRedeem -Req-IO- This is the request message to reopen a TD redeem in Oracle FLEXCUBE UBS. An external system which intends to reopen a TD redeem has to send the request in the specified format. The format of the message is called 'Input-only', which has only those fields that are actually required for redeeming a TD.
- ReopenTDRedeem -Res-Full- This is the response message which is sent back to the external system when a TD redeem is successfully reopened in Oracle FLEXCUBE UBS. The format of the message is called 'Full-screen response', which includes all the fields (input fields and the display fields) as in the corresponding Oracle FLEXCUBE screen.
- ReopenTDRedeem -Res-PK- This is the response message which is sent back to the external system when a TD redeem is successfully reopened in Oracle FLEXCUBE UBS. The format of the message is called 'Primary-Key response', which includes only the primary key fields of the redemption in the Oracle FLEXCUBE data store.

6.2.13.8 CreateTDRedemSim

This is the operation code for deleting redemption request of TD in Oracle FLEXCUBE. It involves the following messages:

- CreateTDRedemSim-Req-Full- This is the request message to create TD redemption simulation in Oracle FLEXCUBE UBS. An external system which intends to create TD redemption simulation request created has to send the request in the format specified. The format of the message is called 'Full-screen', which includes all the fields (input fields and the display fields) as in the corresponding Oracle FLEXCUBE front-end screen.
- CreateTDRedemSim -Req-IO- This is the request message to create TD redemption simulation in Oracle FLEXCUBE UBS. An external system which intends to create TD redemption simulation has to send the request in the specified format. The format of the message is called 'Input-only', which has only those fields that are actually required for creating TD redemption simulation.
- CreateTDRedemSim -Res-Full- This is the response message which is sent back to the external system when a TD redemption simulation is successfully created in Oracle FLEXCUBE UBS. The format of the message is called 'Full-screen response', which includes all the fields (input fields and the display fields) as in the corresponding Oracle FLEXCUBE screen.
- CreateTDRedemSim -Res-PK- This is the response message which is sent back to the external system when a TD redemption simulation is created from Oracle FLEXCUBE UBS. The format of the message is called 'Primary-Key response', which includes only the primary key fields of the redemption in the Oracle FLEXCUBE data store.

6.2.13.9 CreateNoticelns

This is the operation code for creating new notice instruction done in Oracle FLEXCUBE. It involves the following messages:

- **CreateNoticelns-Req-Full-** This is the request message to create new notice instruction of Notice Deposit Account in Oracle FLEXCUBE UBS. An external system which intends to create the notice instruction has to send the request in the format specified. The format of the message is called 'Full-screen', which includes all the fields (input fields and the display fields) as in the corresponding Oracle FLEXCUBE front-end screen.
- **CreateNoticelns-Req-IO-** This is the request message to create new notice instruction of Notice Deposit Account in Oracle FLEXCUBE UBS. An external system which intends to create the notice instruction has to send the request in the specified format. The format of the message is called 'Input-only', which has only those fields that are actually required for creating a notice instruction.
- **CreateNoticelns-Res-Full-** This is the response message which is sent back to the external system when a notice instruction request is successfully created in Oracle FLEXCUBE UBS. The format of the message is called 'Full-screen response', which includes all the fields (input fields and the display fields) as in the corresponding Oracle FLEXCUBE screen.
- **CreateNoticelns-Res-PK-** This is the response message which is sent back to the external system when a notice instruction is created from Oracle FLEXCUBE UBS. The format of the message is called 'Primary-Key response', which includes only the primary key fields of the Notice Instruction in the Oracle FLEXCUBE data store.

6.2.13.10 AuthorizeNoticelns

This is the operation code for authorizing a notice instruction done in Oracle FLEXCUBE. It involves the following messages:

- **AuthorizeNoticelns-Req-Full-** This is the request message to authorize a notice instruction of Notice Deposit Account in Oracle FLEXCUBE UBS. An external system which intends to authorize the notice instruction has to send the request in the format specified. The format of the message is called 'Full-screen', which includes all the fields (input fields and the display fields) as in the corresponding Oracle FLEXCUBE front-end screen.
- **AuthorizeNoticelns-Req-IO-** This is the request message to authorize a notice instruction of Notice Deposit Account in Oracle FLEXCUBE UBS. An external system which intends to authorize the notice instruction has to send the request in the specified format. The format of the message is called 'Input-only', which has only those fields that are actually required for authorizing a notice instruction.
- **AuthorizeNoticelns-Res-Full-** This is the response message which is sent back to the external system when a notice instruction is successfully authorized in Oracle FLEXCUBE UBS. The format of the message is called 'Full-screen response', which includes all the fields (input fields and the display fields) as in the corresponding Oracle FLEXCUBE screen.
- **AuthorizeNoticelns-Res-PK-** This is the response message which is sent back to the external system when a notice instruction is authorized from Oracle FLEXCUBE UBS. The format of the message is called 'Primary-Key response', which includes only the primary key fields of the Notice Instruction in the Oracle FLEXCUBE data store.

6.2.13.11 DeleteNoticelns

This is the operation code for deleting a notice instruction done in Oracle FLEXCUBE. It involves the following messages:

- DeleteNoticeIns-Req-Full- This is the request message to delete a notice instruction of Notice Deposit Account in Oracle FLEXCUBE UBS. An external system which intends to delete the notice instruction has to send the request in the format specified. The format of the message is called 'Full-screen', which includes all the fields (input fields and the display fields) as in the corresponding Oracle FLEXCUBE front-end screen.
- DeleteNoticeIns-Req-IO- This is the request message to delete a notice instruction of Notice Deposit Account in Oracle FLEXCUBE UBS. An external system which intends to delete the notice instruction has to send the request in the specified format. The format of the message is called 'Input-only', which has only those fields that are actually required for deleting a notice instruction.
- DeleteNoticeIns-Res-Full- This is the response message which is sent back to the external system when a notice instruction is successfully deleted in Oracle FLEXCUBE UBS. The format of the message is called 'Full-screen response', which includes all the fields (input fields and the display fields) as in the corresponding Oracle FLEXCUBE screen.
- DeleteNoticeIns-Res-PK- This is the response message which is sent back to the external system when a notice instruction is deleted from Oracle FLEXCUBE UBS. The format of the message is called 'Primary-Key response', which includes only the primary key fields of the Notice Instruction in the Oracle FLEXCUBE data store.

6.2.13.12 ModifyNoticeIns

This is the operation code for modifying a notice instruction done in Oracle FLEXCUBE. It involves the following messages:

- ModifyNoticeIns-Req-Full- This is the request message to modify a notice instruction of Notice Deposit Account in Oracle FLEXCUBE UBS. An external system which intends to modify the notice instruction has to send the request in the format specified. The format of the message is called 'Full-screen', which includes all the fields (input fields and the display fields) as in the corresponding Oracle FLEXCUBE front-end screen.
- ModifyNoticeIns-Req-IO- This is the request message to modify a notice instruction of Notice Deposit Account in Oracle FLEXCUBE UBS. An external system which intends to modify the notice instruction has to send the request in the specified format. The format of the message is called 'Input-only', which has only those fields that are actually required for modifying a notice instruction.
- ModifyNoticeIns-Res-Full- This is the response message which is sent back to the external system when a notice instruction is successfully modified in Oracle FLEXCUBE UBS. The format of the message is called 'Full-screen response', which includes all the fields (input fields and the display fields) as in the corresponding Oracle FLEXCUBE screen.
- ModifyNoticeIns-Res-PK- This is the response message which is sent back to the external system when a notice instruction is modified from Oracle FLEXCUBE UBS. The format of the message is called 'Primary-Key response', which includes only the primary key fields of the Notice Instruction in the Oracle FLEXCUBE data store.

6.2.13.13 CloseNoticeIns

This is the operation code for closing a notice instruction done in Oracle FLEXCUBE. It involves the following messages:

- CloseNoticeIns-Req-Full- This is the request message to close a notice instruction of Notice Deposit Account in Oracle FLEXCUBE UBS. An external system which intends to close the notice instruction has to send the request in the format specified. The format of the message is called 'Full-screen', which includes all the fields (input fields and the display fields) as in the corresponding Oracle FLEXCUBE front-end screen.
- CloseNoticeIns-Req-IO- This is the request message to close a notice instruction of Notice Deposit Account in Oracle FLEXCUBE UBS. An external system which intends

to close the notice instruction has to send the request in the specified format. The format of the message is called 'Input-only', which has only those fields that are actually required for closing a notice instruction.

- CloseNoticeIns-Res-Full- This is the response message which is sent back to the external system when a notice instruction is successfully closed in Oracle FLEXCUBE UBS. The format of the message is called 'Full-screen response', which includes all the fields (input fields and the display fields) as in the corresponding Oracle FLEXCUBE screen.
- CloseNoticeIns-Res-PK- This is the response message which is sent back to the external system when a notice instruction is closed from Oracle FLEXCUBE UBS. The format of the message is called 'Primary-Key response', which includes only the primary key fields of the Notice Instruction in the Oracle FLEXCUBE data store.

6.2.13.14 QueryNoticeIns

This is the operation code for querying a notice instruction done in Oracle FLEXCUBE. It involves the following messages:

- QueryNoticeIns-Req-Full- This is the request message to query a notice instruction of Notice Deposit Account in Oracle FLEXCUBE UBS. An external system which intends to query the notice instruction has to send the request in the format specified. The format of the message is called 'Full-screen', which includes all the fields (input fields and the display fields) as in the corresponding Oracle FLEXCUBE front-end screen.
- QueryNoticeIns-Req-IO- This is the request message to query a notice instruction of Notice Deposit Account in Oracle FLEXCUBE UBS. An external system which intends to query the notice instruction has to send the request in the specified format. The format of the message is called 'Input-only', which has only those fields that are actually required for querying a notice instruction.
- QueryNoticeIns-Res-Full- This is the response message which is sent back to the external system when a notice instruction is successfully queried in Oracle FLEXCUBE UBS. The format of the message is called 'Full-screen response', which includes all the fields (input fields and the display fields) as in the corresponding Oracle FLEXCUBE screen.
- QueryNoticeIns-Res-PK- This is the response message which is sent back to the external system when a notice instruction is queried from Oracle FLEXCUBE UBS. The format of the message is called 'Primary-Key response', which includes only the primary key fields of the Notice Instruction in the Oracle FLEXCUBE data store.

6.2.13.15 CreateRDPayment

This is the operation code for creating RD Payment from External Channels in Oracle FLEXCUBE. It involves the following messages:

- CreateRDPayment-Req-Full- This is the request message to create RD Payment from External Channels in Oracle FLEXCUBE UBS. An external system which intends to create RD Payment from External Channels has to send the request in the format specified. The format of the message is called 'Full-screen', which includes all the fields (input fields and the display fields) as in the corresponding Oracle FLEXCUBE front-end screen.
- CreateRDPayment-Req-IO- This is the request message to create RD Payment from External Channels in Oracle FLEXCUBE UBS. An external system which intends to create RD Payment from External Channels has to send the request in the specified format. The format of the message is called 'Input-only', which has only those fields that are actually required for creating RD Payment from External Channels.
- CreateRDPayment-Res-Full- This is the response message which is sent back to the external system when RD Payment from External Channels is successfully redeemed in Oracle FLEXCUBE UBS. The format of the message is called 'Full-screen response',

which includes all the fields (input fields and the display fields) as in the corresponding Oracle FLEXCUBE screen.

- CreateRDPayment-Res-PK- This is the response message which is sent back to the external system when RD Payment from External Channels is successfully redeemed in Oracle FLEXCUBE UBS. The format of the message is called 'Primary-Key response', which includes only the primary key fields of the RD payment in the Oracle FLEXCUBE data store.

6.2.13.16 AuthorizeRDPayment

This is the operation code for authorizing RD Payment from External Channels in Oracle FLEXCUBE. It involves the following messages:

- AuthorizeRDPayment-Req-Full- This is the request message to authorize RD Payment from External Channels in Oracle FLEXCUBE UBS. An external system which intends to authorize RD Payment from External Channels has to send the request in the format specified. The format of the message is called 'Full-screen', which includes all the fields (input fields and the display fields) as in the corresponding Oracle FLEXCUBE front-end screen.
- AuthorizeRDPayment-Req-IO- This is the request message to authorize RD Payment from External Channels in Oracle FLEXCUBE UBS. An external system which intends to authorize RD Payment from External Channels has to send the request in the specified format. The format of the message is called 'Input-only', which has only those fields that are actually required for authorizing RD Payment from External Channels.
- AuthorizeRDPayment-Res-Full- This is the response message which is sent back to the external system when RD Payment from External Channels is successfully authorized in Oracle FLEXCUBE UBS. The format of the message is called 'Full-screen response', which includes all the fields (input fields and the display fields) as in the corresponding Oracle FLEXCUBE screen.
- AuthorizeRDPayment-Res-PK- This is the response message which is sent back to the external system when RD Payment from External Channels is authorized in Oracle FLEXCUBE UBS. The format of the message is called 'Primary-Key response', which includes only the primary key fields of RD Payment from External Channels in the Oracle FLEXCUBE data store.

6.2.13.17 DeleteRDPayment

This is the operation code for deleting RD Payment from External Channels in Oracle FLEXCUBE. It involves the following messages:

- DeleteRDPayment-Req-Full- This is the request message to delete RD Payment from External Channels in Oracle FLEXCUBE UBS. An external system which intends to delete RD Payment from External Channels created has to send the request in the format specified. The format of the message is called 'Full-screen', which includes all the fields (input fields and the display fields) as in the corresponding Oracle FLEXCUBE front-end screen.
- DeleteRDPayment-Req-IO- This is the request message to delete RD Payment from External Channels in Oracle FLEXCUBE UBS. An external system which intends to delete RD Payment from External Channels has to send the request in the specified format. The format of the message is called 'Input-only', which has only those fields that are actually required for deleting RD Payment from External Channels.
- DeleteRDPayment-Res-Full- This is the response message which is sent back to the external system when RD Payment from External Channels is successfully deleted in Oracle FLEXCUBE UBS. The format of the message is called 'Full-screen response', which includes all the fields (input fields and the display fields) as in the corresponding Oracle FLEXCUBE screen.

- DeleteRDPayment-Res-PK- This is the response message which is sent back to the external system when RD Payment from External Channels is deleted from Oracle FLEXCUBE UBS. The format of the message is called 'Primary-Key response', which includes only the primary key fields of RD Payment from External Channels in the Oracle FLEXCUBE data store.

6.2.13.18 CloseRDPayment

This is the operation code for closing RD Payment from External Channels in Oracle FLEXCUBE. It involves the following messages:

- CloseRDPayment-Req-Full- This is the request message to close RD Payment from External Channels in Oracle FLEXCUBE UBS. An external system which intends to close RD Payment from External Channels has to send the request in the format specified. The format of the message is called 'Full-screen', which includes all the fields (input fields and the display fields) as in the corresponding Oracle FLEXCUBE front-end screen.
- CloseRDPayment-Req-IO- This is the request message to close RD Payment from External Channels in Oracle FLEXCUBE UBS. An external system which intends to close RD Payment from External Channels has to send the request in the specified format. The format of the message is called 'Input-only', which has only those fields that are actually required for closing RD Payment from External Channels.
- CloseRDPayment-Res-Full- This is the response message which is sent back to the external system when RD Payment from External Channels is successfully closed in Oracle FLEXCUBE UBS. The format of the message is called 'Full-screen response', which includes all the fields (input fields and the display fields) as in the corresponding Oracle FLEXCUBE screen.
- CloseRDPayment-Res-PK- This is the response message which is sent back to the external system when RD Payment from External Channels is closed from Oracle FLEXCUBE UBS. The format of the message is called 'Primary-Key response', which includes only the primary key fields of RD Payment from External Channels in the Oracle FLEXCUBE data store.

6.2.13.19 QueryRDPayment

This is the operation code for querying RD Payment from External Channels in Oracle FLEXCUBE. It involves the following messages:

- QueryRDPayment-Req-Full- This is the request message to query RD Payment from External Channels in Oracle FLEXCUBE UBS. An external system which intends to query RD Payment from External Channels has to send the request in the format specified. The format of the message is called 'Full-screen', which includes all the fields (input fields and the display fields) as in the corresponding Oracle FLEXCUBE front-end screen.
- QueryRDPayment-Req-IO- This is the request message to query RD Payment from External Channels in Oracle FLEXCUBE UBS. An external system which intends to query RD Payment from External Channels has to send the request in the specified format. The format of the message is called 'Input-only', which has only those fields that are actually required for querying RD Payment from External Channels.
- QueryRDPayment-Res-Full- This is the response message which is sent back to the external system when RD Payment from External Channels is successfully queried in Oracle FLEXCUBE UBS. The format of the message is called 'Full-screen response', which includes all the fields (input fields and the display fields) as in the corresponding Oracle FLEXCUBE screen.
- QueryRDPayment-Res-PK- This is the response message which is sent back to the external system when RD Payment from External Channels is queried from Oracle FLEXCUBE UBS. The format of the message is called 'Primary-Key response', which

includes only the primary key fields of RD Payment from External Channels in the Oracle FLEXCUBE data store.

6.2.13.20 RedeemTDSim

This is the operation code for redeeming TD Account opening service from channels in Oracle FLEXCUBE. It involves the following messages:

- RedeemTDSim-Req-Full- This is the request message to redeem TD Account opening service from channels in Oracle FLEXCUBE UBS. An external system which intends to redeem TD Account opening service from channels redeemed has to send the request in the format specified. The format of the message is called 'Full-screen', which includes all the fields (input fields and the display fields) as in the corresponding Oracle FLEXCUBE front-end screen.
- RedeemTDSim-Req-IO- This is the request message to redeem TD Account opening service from channels in Oracle FLEXCUBE UBS. An external system which intends to redeem TD Account opening service from channels has to send the request in the specified format. The format of the message is called 'Input-only', which has only those fields that are actually required for redeeming TD Account opening service from channels.
- RedeemTDSim-Res-Full- This is the response message which is sent back to the external system when TD Account opening service from channels is successfully redeemed in Oracle FLEXCUBE UBS. The format of the message is called 'Full-screen response', which includes all the fields (input fields and the display fields) as in the corresponding Oracle FLEXCUBE screen.
- RedeemTDSim-Res-PK- This is the response message which is sent back to the external system when TD Account opening service from channels is redeemed from Oracle FLEXCUBE UBS. The format of the message is called 'Primary-Key response', which includes only the primary key fields of RD Payment from External Channels in the Oracle FLEXCUBE data store.

6.2.13.21 QueryRDAcc

This is the operation code for querying RD Enquiry from External Channels in Oracle FLEXCUBE. It involves the following messages:

- QueryRDAcc-Req-Full- This is the request message to query RD Enquiry from External Channels in Oracle FLEXCUBE UBS. An external system which intends to query RD Enquiry from External Channels has to send the request in the format specified. The format of the message is called 'Full-screen', which includes all the fields (input fields and the display fields) as in the corresponding Oracle FLEXCUBE front-end screen.
- QueryRDAcc-Req-IO- This is the request message to query RD Enquiry from External Channels in Oracle FLEXCUBE UBS. An external system which intends to query RD Enquiry from External Channels has to send the request in the specified format. The format of the message is called 'Input-only', which has only those fields that are actually required for querying RD Enquiry from External Channels.
- QueryRDAcc-Res-Full- This is the response message which is sent back to the external system when RD Enquiry from External Channels is successfully queried in Oracle FLEXCUBE UBS. The format of the message is called 'Full-screen response', which includes all the fields (input fields and the display fields) as in the corresponding Oracle FLEXCUBE screen.
- QueryRDAcc-Res-PK- This is the response message which is sent back to the external system when RD Enquiry from External Channels is successfully queried in Oracle FLEXCUBE UBS. The format of the message is called 'Primary-Key response', which includes only the primary key fields of the queried RD Enquiry from External Channels in the Oracle FLEXCUBE data store.

6.2.13.22 CreateRev

This is the operation code for creating reverse transactions from External Channels in Oracle FLEXCUBE. It involves the following messages:

- CreateRev-Req-Full- This is the request message to create reverse transaction in Oracle FLEXCUBE UBS. An external system which intends to create reverse transaction has to send the request in the format specified. The format of the message is called 'Full-screen', which includes all the fields (input fields and the display fields) as in the corresponding Oracle FLEXCUBE front-end screen.
- CreateRev-Req-IO- This is the request message to create reverse transaction in Oracle FLEXCUBE UBS. An external system which intends to create reverse transaction has to send the request in the specified format. The format of the message is called 'Input-only', which has only those fields that are actually required for creating reverse transactions.
- CreateRev-Res-Full- This is the response message which is sent back to the external system when reversed transaction is successfully created in Oracle FLEXCUBE UBS. The format of the message is called 'Full-screen response', which includes all the fields (input fields and the display fields) as in the corresponding Oracle FLEXCUBE screen.
- CreateRev-Res-PK- This is the response message which is sent back to the external system when reversed transaction is successfully created in Oracle FLEXCUBE UBS. The format of the message is called 'Primary-Key response', which includes only the primary key fields of the transaction in the Oracle FLEXCUBE data store.

6.2.13.23 AuthRev

This is the operation code for authorizing the reversed transaction from External Channels in Oracle FLEXCUBE. It involves the following messages:

- AuthRev-Req-Full- This is the request message to authorize reversed transaction from External Channels in Oracle FLEXCUBE UBS. An external system which intends to authorize reversed transaction from External Channels has to send the request in the format specified. The format of the message is called 'Full-screen', which includes all the fields (input fields and the display fields) as in the corresponding Oracle FLEXCUBE front-end screen.
- AuthRev-Req-IO- This is the request message to authorize reversed transaction from External Channels in Oracle FLEXCUBE UBS. An external system which intends to authorize reversed transaction from External Channels has to send the request in the specified format. The format of the message is called 'Input-only', which has only those fields that are actually required for authorizing reversed transaction from External Channels.
- AuthRev-Res-Full- This is the response message which is sent back to the external system when reversed transaction from External Channels is successfully authorized in Oracle FLEXCUBE UBS. The format of the message is called 'Full-screen response', which includes all the fields (input fields and the display fields) as in the corresponding Oracle FLEXCUBE screen.
- AuthRev-Res-PK- This is the response message which is sent back to the external system when reversed transaction from External Channels is authorized in Oracle FLEXCUBE UBS. The format of the message is called 'Primary-Key response', which includes only the primary key fields of reversed transaction from External Channels in the Oracle FLEXCUBE data store.

6.2.13.24 DeleteRev

This is the operation code for deleting reversed transaction from External Channels in Oracle FLEXCUBE. It involves the following messages:

- DeleteRev-Req-Full- This is the request message to delete reversed transaction from External Channels in Oracle FLEXCUBE UBS. An external system which intends to delete reversed transaction from External Channels created has to send the request in the format specified. The format of the message is called 'Full-screen', which includes all the fields (input fields and the display fields) as in the corresponding Oracle FLEXCUBE front-end screen.
- DeleteRev-Req-IO- This is the request message to delete reversed transaction from External Channels in Oracle FLEXCUBE UBS. An external system which intends to delete reversed transaction from External Channels has to send the request in the specified format. The format of the message is called 'Input-only', which has only those fields that are actually required for deleting reversed transaction from External Channels.
- DeleteRev-Res-Full- This is the response message which is sent back to the external system when reversed transaction from External Channels is successfully deleted in Oracle FLEXCUBE UBS. The format of the message is called 'Full-screen response', which includes all the fields (input fields and the display fields) as in the corresponding Oracle FLEXCUBE screen.
- DeleteRev-Res-PK- This is the response message which is sent back to the external system when reversed transaction from External Channels is deleted from Oracle FLEXCUBE UBS. The format of the message is called 'Primary-Key response', which includes only the primary key fields of reversed transaction from External Channels in the Oracle FLEXCUBE data store.

6.2.13.25 QueryRev

This is the operation code for querying reversed transaction from External Channels in Oracle FLEXCUBE. It involves the following messages:

- QueryRev-Req-Full- This is the request message to query reversed transaction from External Channels in Oracle FLEXCUBE UBS. An external system which intends to query reversed transaction from External Channels has to send the request in the format specified. The format of the message is called 'Full-screen', which includes all the fields (input fields and the display fields) as in the corresponding Oracle FLEXCUBE front-end screen.
- QueryRev-Req-IO- This is the request message to query reversed transaction from External Channels in Oracle FLEXCUBE UBS. An external system which intends to query reversed transaction from External Channels has to send the request in the specified format. The format of the message is called 'Input-only', which has only those fields that are actually required for querying reversed transaction from External Channels.
- QueryRev-Res-Full- This is the response message which is sent back to the external system when reversed transaction from External Channels is successfully queried in Oracle FLEXCUBE UBS. The format of the message is called 'Full-screen response', which includes all the fields (input fields and the display fields) as in the corresponding Oracle FLEXCUBE screen.
- QueryRev-Res-PK- This is the response message which is sent back to the external system when reversed transaction from External Channels is queried from Oracle FLEXCUBE UBS. The format of the message is called 'Primary-Key response', which includes only the primary key fields of reversed transaction from External Channels in the Oracle FLEXCUBE data store.

6.2.13.26 ModifyRev

This is the operation code for modifying reversed transaction done in Oracle FLEXCUBE. It involves the following messages:

- **ModifyRev-Req-Full-** This is the request message to modify reversed transaction in Oracle FLEXCUBE UBS. An external system which intends to modify the reversed transaction has to send the request in the format specified. The format of the message is called 'Full-screen', which includes all the fields (input fields and the display fields) as in the corresponding Oracle FLEXCUBE front-end screen.
- **ModifyRev-Req-IO-** This is the request message to modify reversed transaction in Oracle FLEXCUBE UBS. An external system which intends to modify the reversed transaction has to send the request in the specified format. The format of the message is called 'Input-only', which has only those fields that are actually required for modifying reversed transaction.
- **ModifyRev-Res-Full-** This is the response message which is sent back to the external system when reversed transaction is successfully modified in Oracle FLEXCUBE UBS. The format of the message is called 'Full-screen response', which includes all the fields (input fields and the display fields) as in the corresponding Oracle FLEXCUBE screen.
- **ModifyRev-Res-PK-** This is the response message which is sent back to the external system when reversed transaction is modified from Oracle FLEXCUBE UBS. The format of the message is called 'Primary-Key response', which includes only the primary key fields of the reversed transaction in the Oracle FLEXCUBE data store.

6.2.14 **FCUBSPCService**

All PC operations are logically grouped under a service called 'FCUBSPCService'

Oracle FLEXCUBE supports the following operations under this service:

- CreatePTPBen
- ModifyPTPBen
- DeletePTPBen
- AuthPTPBen
- QueryPTPBen
- ClosePTPBen
- ReopenPTPBen

6.2.14.1 **CreatePTPBen**

This is the operation code for creating P2P beneficiary account in Oracle FLEXCUBE. It involves the following messages:

- **CreatePTPBen-Req-Full-** This is the request message to create P2P beneficiary account in Oracle FLEXCUBE. An external system which intends to create P2P beneficiary account has to send the request in the format specified. The format of the message is called 'Full-screen', which includes all the fields (input fields and the display fields) as in the corresponding Oracle FLEXCUBE front-end screen.
- **CreatePTPBen-Req-IO-** This is the request message to create P2P beneficiary account in Oracle FLEXCUBE UBS. An external system which intends to create P2P beneficiary account has to send the request in the specified format. The format of the message is called 'Input-only', which has only those fields that are actually required for creating P2P Beneficiary account.
- **CreatePTPBen-Res-Full-** This is the response message which is sent back to the external system when a P2P beneficiary account is successfully created in Oracle FLEXCUBE UBS. The format of the message is called 'Full-screen response', which includes all the fields (input fields and the display fields) as in the corresponding Oracle FLEXCUBE screen.
- **CreatePTPBen-Res-PK-** This is the response message which is sent back to the external system when a P2P beneficiary account is successfully created in Oracle

FLEXCUBE UBS. The format of the message is called 'Primary-Key response', which includes only the primary key fields of the P2P beneficiary account in the Oracle FLEXCUBE data store.

6.2.14.2 ModifyPTPBen

This is the operation code for modifying P2P beneficiary account in Oracle FLEXCUBE. It involves the following messages:

- **ModifyPTPBen-Req-Full-** This is the request message to modify P2P beneficiary account in Oracle FLEXCUBE UBS. An external system which intends to modify a P2P beneficiary account has to send the request in the format specified. The format of the message is called 'Full-screen', which includes all the fields (input fields and the display fields) as in the corresponding Oracle FLEXCUBE front-end screen.
- **ModifyPTPBen-Req-IO-** This is the request message to modify P2P beneficiary account in Oracle FLEXCUBE UBS. An external system which intends to modify an P2P beneficiary account has to send the request in the specified format. The format of the message is called 'Input-only', which has only those fields that are actually required for modifying P2P beneficiary account.
- **ModifyPTPBen-Res-Full-** This is the response message which is sent back to the external system when P2P beneficiary account is successfully modified in Oracle FLEXCUBE UBS. The format of the message is called 'Full-screen response', which includes all the fields (input fields and the display fields) as in the corresponding Oracle FLEXCUBE screen.
- **ModifyPTPBen-Res-PK-** This is the response message which is sent back to the external system when P2P beneficiary account is successfully modified in Oracle FLEXCUBE UBS. The format of the message is called 'Primary-Key response', which includes only the primary key fields of the P2P beneficiary account in the Oracle FLEXCUBE data store.

6.2.14.3 DeletePTPBen

This is the operation code for deleting P2P beneficiary account in Oracle FLEXCUBE. It involves the following messages:

- **DeletePTPBen-Req-Full-** This is the request message to delete P2P beneficiary account in Oracle FLEXCUBE UBS. An external system which intends to delete P2P beneficiary account has to send the request in the format specified. The format of the message is called 'Full-screen', which includes all the fields (input fields and the display fields) as in the corresponding Oracle FLEXCUBE front-end screen.
- **DeletePTPBen-Req-IO-** This is the request message to delete P2P beneficiary account in Oracle FLEXCUBE UBS. An external system which intends to delete a P2P beneficiary account has to send the request in the specified format. The format of the message is called 'Input-only', which has only those fields that are actually required for closing P2P beneficiary account.
- **DeletePTPBen-Res-Full-** This is the response message which is sent back to the external system when P2P beneficiary account is successfully deleted in Oracle FLEXCUBE UBS. The format of the message is called 'Full-screen response', which includes all the fields (input fields and the display fields) as in the corresponding Oracle FLEXCUBE screen.
- **DeletePTPBen-Res-PK-** This is the response message which is sent back to the external system when P2P beneficiary account is successfully deleted in Oracle FLEXCUBE UBS. The format of the message is called 'Primary-Key response', which includes only the primary key fields of the P2P beneficiary account in the Oracle FLEXCUBE data store.

6.2.14.4 AuthPTPBen

This is the operation code for authorizing P2P beneficiary account in Oracle FLEXCUBE. It involves the following messages:

- AuthPTPBen-Req-Full- This is the request message to authorize the P2P beneficiary account in Oracle FLEXCUBE UBS. An external system which intends to authorize the redemption has to send the request in the format specified. The format of the message is called 'Full-screen', which includes all the fields (input fields and the display fields) as in the corresponding Oracle FLEXCUBE front-end screen.
- AuthPTPBen -Req-IO- This is the request message to authorize the P2P beneficiary account in Oracle FLEXCUBE UBS. An external system which intends to authorize the P2P beneficiary account has to send the request in the specified format. The format of the message is called 'Input-only', which has only those fields that are actually required for P2P beneficiary account.
- AuthPTPBen -Res-Full- This is the response message which is sent back to the external system when a P2P beneficiary account is successfully authorized in Oracle FLEXCUBE UBS. The format of the message is called 'Full-screen response', which includes all the fields (input fields and the display fields) as in the corresponding Oracle FLEXCUBE screen.
- AuthPTPBen -Res-PK- This is the response message which is sent back to the external system when a P2P beneficiary account, is authorized in Oracle FLEXCUBE UBS. The format of the message is called 'Primary-Key response', which includes only the primary key fields of the P2P beneficiary account in the Oracle FLEXCUBE data store.

6.2.14.5 QueryPTPBen

This is the operation code for querying P2P beneficiary account done in Oracle FLEXCUBE. It involves the following messages:

- QueryPTPBen -Req-IO- This is the request message to query the P2P beneficiary account in Oracle FLEXCUBE UBS. An external system which intends to query P2P beneficiary account has to send the request in the specified format. The format of the message is called 'Input-only', which has only those fields that are actually required for querying P2P beneficiary account.
- QueryPTPBen -Res-Full- This is the response message which is sent back to the external system when P2P beneficiary account is successfully queried in Oracle FLEXCUBE UBS. The format of the message is called 'Full-screen response', which includes all the fields (input fields and the display fields) as in the corresponding Oracle FLEXCUBE screen.

6.2.14.6 ClosePTPBen

This is the operation code for closing P2P beneficiary account in Oracle FLEXCUBE.

6.2.14.7 ReopenPTPBen

This is the operation code for reopening P2P beneficiary account in Oracle FLEXCUBE.

6.2.15 FCUBSExtPCService

Oracle FLEXCUBE supports the following operations under this service:

- CreatePTPPrm
- ModifyPTPPrm
- DeletePTPPrm
- AuthPTPPrm

- QueryPTPPrm
- ClosePTPPrm
- ReopenPTPPrm

6.2.15.1 **CreatePTPPrm**

This is the operation code for creating P2P payment parameters in Oracle FLEXCUBE. It involves the following messages:

- **CreatePTPPrm-Req-Full-** This is the request message to create P2P payment parameters in Oracle FLEXCUBE. An external system which intends to create P2P payment parameters has to send the request in the format specified. The format of the message is called 'Full-screen', which includes all the fields (input fields and the display fields) as in the corresponding Oracle FLEXCUBE front-end screen.
- **CreatePTPPrm-Req-IO-** This is the request message to create P2P payment parameters in Oracle FLEXCUBE. An external system which intends to create P2P payment parameters has to send the request in the specified format. The format of the message is called 'Input-only', which has only those fields that are actually required for creating P2P payment parameters.
- **CreatePTPPrm-Res-Full-** This is the response message which is sent back to the external system when a P2P payment parameters is successfully created in Oracle FLEXCUBE. The format of the message is called 'Full-screen response', which includes all the fields (input fields and the display fields) as in the corresponding Oracle FLEXCUBE screen.
- **CreatePTPPrm-Res-PK-** This is the response message which is sent back to the external system when a P2P payment parameters is successfully created in Oracle FLEXCUBE. The format of the message is called 'Primary-Key response', which includes only the primary key fields of the P2P payment parameters in the Oracle FLEXCUBE data store.

6.2.15.2 **ModifyPTPPrm**

This is the operation code for modifying P2P payment parameters in Oracle FLEXCUBE. It involves the following messages:

- **ModifyPTPPrm-Req-Full-** This is the request message to modify P2P payment parameters in Oracle FLEXCUBE. An external system which intends to modify a P2P payment parameters has to send the request in the format specified. The format of the message is called 'Full-screen', which includes all the fields (input fields and the display fields) as in the corresponding Oracle FLEXCUBE front-end screen.
- **ModifyPTPPrm-Req-IO-** This is the request message to modify P2P payment parameters in Oracle FLEXCUBE. An external system which intends to modify a P2P payment parameters has to send the request in the specified format. The format of the message is called 'Input-only', which has only those fields that are actually required for modifying P2P payment parameters.
- **ModifyPTPPrm-Res-Full-** This is the response message which is sent back to the external system when P2P payment parameters is successfully modified in Oracle FLEXCUBE. The format of the message is called 'Full-screen response', which includes all the fields (input fields and the display fields) as in the corresponding Oracle FLEXCUBE screen.
- **ModifyPTPPrm-Res-PK-** This is the response message which is sent back to the external system when P2P payment parameters is successfully modified in Oracle FLEXCUBE. The format of the message is called 'Primary-Key response', which includes only the primary key fields of the P2P payment parameters in the Oracle FLEXCUBE data store.

6.2.15.3 DeletePTPPrm

This is the operation code for deleting P2P payment parameters in Oracle FLEXCUBE. It involves the following messages:

- DeletePTPPrm-Req-Full- This is the request message to delete P2P payment parameters in Oracle FLEXCUBE. An external system which intends to delete P2P payment parameters has to send the request in the format specified. The format of the message is called 'Full-screen', which includes all the fields (input fields and the display fields) as in the corresponding Oracle FLEXCUBE front-end screen.
- DeletePTPPrm-Req-IO- This is the request message to delete P2P payment parameters in Oracle FLEXCUBE. An external system which intends to delete a P2P payment parameters has to send the request in the specified format. The format of the message is called 'Input-only', which has only those fields that are actually required for closing P2P payment parameters.
- DeletePTPPrm-Res-Full- This is the response message which is sent back to the external system when P2P payment parameters is successfully deleted in Oracle FLEXCUBE. The format of the message is called 'Full-screen response', which includes all the fields (input fields and the display fields) as in the corresponding Oracle FLEXCUBE screen.
- DeletePTPPrm-Res-PK- This is the response message which is sent back to the external system when P2P payment parameters is successfully deleted in Oracle FLEXCUBE. The format of the message is called 'Primary-Key response', which includes only the primary key fields of the P2P beneficiary account in the Oracle FLEXCUBE data store.

6.2.15.4 AuthPTPPrm

This is the operation code for authorizing P2P payment parameters in Oracle FLEXCUBE. It involves the following messages:

- AuthPTPPrm-Req-Full- This is the request message to authorize the P2P payment parameters in Oracle FLEXCUBE. An external system which intends to authorize the redemption has to send the request in the format specified. The format of the message is called 'Full-screen', which includes all the fields (input fields and the display fields) as in the corresponding Oracle FLEXCUBE front-end screen.
- AuthPTPPrm -Req-IO- This is the request message to authorize the P2P payment parameters in Oracle FLEXCUBE. An external system which intends to authorize the P2P payment parameters has to send the request in the specified format. The format of the message is called 'Input-only', which has only those fields that are actually required for P2P payment parameters.
- AuthPTPPrm -Res-Full- This is the response message which is sent back to the external system when a P2P payment parameters is successfully authorized in Oracle FLEXCUBE. The format of the message is called 'Full-screen response', which includes all the fields (input fields and the display fields) as in the corresponding Oracle FLEXCUBE screen.
- AuthPTPPrm -Res-PK- This is the response message which is sent back to the external system when a P2P payment parameters, is authorized in Oracle FLEXCUBE. The format of the message is called 'Primary-Key response', which includes only the primary key fields of the P2P payment parameters in the Oracle FLEXCUBE data store.

6.2.15.5 QueryPTPPrm

This is the operation code for querying P2P payment parameters done in Oracle FLEXCUBE. It involves the following messages:

- QueryPTPPrm -Req-IO- This is the request message to query the P2P payment parameters in Oracle FLEXCUBE. An external system which intends to query P2P payment parameters has to send the request in the specified format. The format of the message is called 'Input-only', which has only those fields that are actually required for querying P2P payment parameters.
- QueryPTPPrm -Res-Full- This is the response message which is sent back to the external system when P2P payment parameters is successfully queried in Oracle FLEXCUBE. The format of the message is called 'Full-screen response', which includes all the fields (input fields and the display fields) as in the corresponding Oracle FLEXCUBE screen.

6.2.15.6 ClosePTPPrm

This is the operation code for closing P2P payment parameters in Oracle FLEXCUBE.

6.2.15.7 ReopenPTPPrm

This is the operation code for reopening P2P payment parameters in Oracle FLEXCUBE.

6.2.16 FCUBSCoreService

Oracle FLEXCUBE supports the following operations under this service:

- CreateRPBenfPlan
- AuthorizeRPBenfPlan
- DeleteRPBenfPlan
- ModifyRPBenfPlan
- QueryRPBenfPlan
- CreateERBenPlan
- CreateCSMBPLinkage

6.2.16.1 CreateRPBenPlan

This is the operation code for creating RP Benefit Plan parameters in Oracle FLEXCUBE. It involves the following messages:

- CreateRPBenPlan-Req-Full- This is the request message to create RP Benefit Plan parameters in Oracle FLEXCUBE. An external system which intends to create RP Benefit Plan has to send the request in the format specified. The format of the message is called 'Full-screen', which includes all the fields (input fields and the display fields) as in the corresponding Oracle FLEXCUBE front-end screen.
- CreateRPBenPlan -Req-IO- This is the request message to create RP Benefit Plan parameters in Oracle FLEXCUBE. An external system which intends to create RP Benefit Plan parameters has to send the request in the specified format. The format of the message is called 'Input-only', which has only those fields that are actually required for creating RP Benefit Plan parameters.
- CreateRPBenPlan -Res-Full- This is the response message which is sent back to the external system when RP Benefit Plan parameters is successfully created in Oracle FLEXCUBE. The format of the message is called 'Full-screen response', which includes all the fields (input fields and the display fields) as in the corresponding Oracle FLEXCUBE screen.
- CreateRPBenPlan -Res-PK- This is the response message which is sent back to the external system when a RP Benefit Plan parameters is created in Oracle FLEXCUBE. The format of the message is called 'Primary-Key response', which includes only the primary key fields of RP Benefit Plan parameters in the Oracle FLEXCUBE data store.

6.2.16.2 AuthorizeRPBenPlan

This is the operation code for authorizing RP Benefit Plan parameters in Oracle FLEXCUBE. It involves the following messages:

- AuthorizeRPBenPlan-Req-Full- This is the request message to authorize RP Benefit Plan parameters in Oracle FLEXCUBE. An external system which intends to authorize RP Benefit Plan has to send the request in the format specified. The format of the message is called 'Full-screen', which includes all the fields (input fields and the display fields) as in the corresponding Oracle FLEXCUBE front-end screen.
- AuthorizeRPBenPlan -Req-IO- This is the request message to authorize RP Benefit Plan parameters in Oracle FLEXCUBE. An external system which intends to authorize RP Benefit Plan parameters has to send the request in the specified format. The format of the message is called 'Input-only', which has only those fields that are actually required for authorizing RP Benefit Plan parameters.
- AuthorizeRPBenPlan -Res-Full- This is the response message which is sent back to the external system when RP Benefit Plan parameters is successfully authorized in Oracle FLEXCUBE. The format of the message is called 'Full-screen response', which includes all the fields (input fields and the display fields) as in the corresponding Oracle FLEXCUBE screen.
- AuthorizeRPBenPlan -Res-PK- This is the response message which is sent back to the external system when a RP Benefit Plan parameters is authorized in Oracle FLEXCUBE. The format of the message is called 'Primary-Key response', which includes only the primary key fields of RP Benefit Plan parameters in the Oracle FLEXCUBE data store.

6.2.16.3 DeleteRPBenPlan

This is the operation code for deleting RP Benefit Plan parameters in Oracle FLEXCUBE. It involves the following messages:

- DeleteRPBenPlan-Req-Full- This is the request message to delete RP Benefit Plan parameters in Oracle FLEXCUBE. An external system which intends to delete RP Benefit Plan has to send the request in the format specified. The format of the message is called 'Full-screen', which includes all the fields (input fields and the display fields) as in the corresponding Oracle FLEXCUBE front-end screen.
- DeleteRPBenPlan -Req-IO- This is the request message to delete RP Benefit Plan parameters in Oracle FLEXCUBE. An external system which intends to delete RP Benefit Plan parameters has to send the request in the specified format. The format of the message is called 'Input-only', which has only those fields that are actually required for deleting RP Benefit Plan parameters.
- DeleteRPBenPlan -Res-Full- This is the response message which is sent back to the external system when RP Benefit Plan parameters is successfully deleted in Oracle FLEXCUBE. The format of the message is called 'Full-screen response', which includes all the fields (input fields and the display fields) as in the corresponding Oracle FLEXCUBE screen.
- DeleteRPBenPlan -Res-PK- This is the response message which is sent back to the external system when a RP Benefit Plan parameters is deleted in Oracle FLEXCUBE. The format of the message is called 'Primary-Key response', which includes only the primary key fields of RP Benefit Plan parameters in the Oracle FLEXCUBE data store.

6.2.16.4 ModifyRPBenPlan

This is the operation code for modifying RP Benefit Plan parameters in Oracle FLEXCUBE. It involves the following messages:

- **ModifyRPBenPlan-Req-Full-** This is the request message to modify RP Benefit Plan parameters in Oracle FLEXCUBE. An external system which intends to modify RP Benefit Plan has to send the request in the format specified. The format of the message is called 'Full-screen', which includes all the fields (input fields and the display fields) as in the corresponding Oracle FLEXCUBE front-end screen.
- **ModifyRPBenPlan-Req-IO-** This is the request message to modify RP Benefit Plan parameters in Oracle FLEXCUBE. An external system which intends to modify RP Benefit Plan parameters has to send the request in the specified format. The format of the message is called 'Input-only', which has only those fields that are actually required for modifying RP Benefit Plan parameters.
- **ModifyRPBenPlan -Res-Full-** This is the response message which is sent back to the external system when RP Benefit Plan parameters is successfully modified in Oracle FLEXCUBE. The format of the message is called 'Full-screen response', which includes all the fields (input fields and the display fields) as in the corresponding Oracle FLEXCUBE screen.
- **ModifyRPBenPlan -Res-PK-** This is the response message which is sent back to the external system when a RP Benefit Plan parameters is modified in Oracle FLEXCUBE. The format of the message is called 'Primary-Key response', which includes only the primary key fields of RP Benefit Plan parameters in the Oracle FLEXCUBE data store.

6.2.16.5 QueryRPBenPlan

This is the operation code for querying RP Benefit Plan parameters in Oracle FLEXCUBE. It involves the following messages:

- **QueryRPBenPlan-Req-Full-** This is the request message to query RP Benefit Plan parameters in Oracle FLEXCUBE. An external system which intends to query RP Benefit Plan has to send the request in the format specified. The format of the message is called 'Full-screen', which includes all the fields (input fields and the display fields) as in the corresponding Oracle FLEXCUBE front-end screen.
- **QueryRPBenPlan-Req-IO-** This is the request message to query RP Benefit Plan parameters in Oracle FLEXCUBE. An external system which intends to query RP Benefit Plan parameters has to send the request in the specified format. The format of the message is called 'Input-only', which has only those fields that are actually required for querying RP Benefit Plan parameters.
- **QueryRPBenPlan-Res-Full-** This is the response message which is sent back to the external system when RP Benefit Plan parameters is successfully queried in Oracle FLEXCUBE. The format of the message is called 'Full-screen response', which includes all the fields (input fields and the display fields) as in the corresponding Oracle FLEXCUBE screen.
- **QueryRPBenPlan-Res-PK-** This is the response message which is sent back to the external system when a RP Benefit Plan parameters is queried in Oracle FLEXCUBE. The format of the message is called 'Primary-Key response', which includes only the primary key fields of RP Benefit Plan parameters in the Oracle FLEXCUBE data store.

6.2.16.6 CreateERBenfPlan

This is the operation code for creating Exchange Rate Benefit Plan parameters in Oracle FLEXCUBE. It involves the following messages:

- **CreateERBenfPlan-Req-Full-** This is the request message to create Exchange Rate Benefit Plan parameters in Oracle FLEXCUBE. An external system which intends to create Exchange Rate Benefit Plan has to send the request in the format specified. The format of the message is called 'Full-screen', which includes all the fields (input fields and the display fields) as in the corresponding Oracle FLEXCUBE front-end screen.
- **CreateERBenfPlan-Req-IO-** This is the request message to create Exchange Rate Benefit Plan parameters in Oracle FLEXCUBE. An external system which intends to

create Exchange Rate Benefit Plan parameters has to send the request in the specified format. The format of the message is called 'Input-only', which has only those fields that are actually required for creating Exchange Rate Benefit Plan parameters.

- CreateERBenfPlan-Res-Full- This is the response message which is sent back to the external system when Exchange Rate Benefit Plan parameters is successfully created in Oracle FLEXCUBE. The format of the message is called 'Full-screen response', which includes all the fields (input fields and the display fields) as in the corresponding Oracle FLEXCUBE screen.
- CreateERBenfPlan-Res-PK- This is the response message which is sent back to the external system when a Exchange Rate Benefit Plan parameters is created in Oracle FLEXCUBE. The format of the message is called 'Primary-Key response', which includes only the primary key fields of Exchange Rate Benefit Plan parameters in the Oracle FLEXCUBE data store.

6.2.16.7 CreateCSMBPLinkage

This is the operation code for creating Customer Service Model Benefit Plan linkage parameters in Oracle FLEXCUBE. It involves the following messages:

- CreateCSMBPLinkage-Req-Full- This is the request message to create Customer Service Model Benefit Plan linkage parameters in Oracle FLEXCUBE. An external system which intends to create Customer Service Model Benefit Plan linkage has to send the request in the format specified. The format of the message is called 'Full-screen', which includes all the fields (input fields and the display fields) as in the corresponding Oracle FLEXCUBE front-end screen.
- CreateCSMBPLinkage-Req-IO- This is the request message to create Customer Service Model Benefit Plan linkage parameters in Oracle FLEXCUBE. An external system which intends to create Customer Service Model Benefit Plan linkage parameters has to send the request in the specified format. The format of the message is called 'Input-only', which has only those fields that are actually required for creating Customer Service Model Benefit Plan linkage parameters.
- CreateCSMBPLinkage-Res-Full- This is the response message which is sent back to the external system when Customer Service Model Benefit Plan linkage parameters is successfully created in Oracle FLEXCUBE. The format of the message is called 'Full-screen response', which includes all the fields (input fields and the display fields) as in the corresponding Oracle FLEXCUBE screen.
- CreateCSMBPLinkage-Res-PK- This is the response message which is sent back to the external system when a Customer Service Model Benefit Plan linkage parameters is created in Oracle FLEXCUBE. The format of the message is called 'Primary-Key response', which includes only the primary key fields of Customer Service Model Benefit Plan linkage parameters in the Oracle FLEXCUBE data store.

6.2.17 FCUBSCLService

Oracle FLEXCUBE supports the following operations under this service:

- CreateAccount
- DeleteAccount
- AuthorizeAccount
- QueryAccount.
- CreateDisbursement,
- DeleteDisbursement,
- AuthDisbursement,
- Reverse Disbursement
- QueryDisbursement

- CreateAccountSimulation
- CreateAccountInactive
- QueryAccountInactive
- ModifyAccountInactive
- CreateVami
- QueryVami
- ModifyVami

6.2.17.1 CreateAccount

This is the operation code for creating Loan Disbursement from External Channels in Oracle FLEXCUBE. It involves the following messages:

- CreateAccount-Req-Full- This is the request message to create Loan Disbursement from External Channels in Oracle FLEXCUBE. An external system which intends to create Loan Disbursement from External Channels has to send the request in the format specified. The format of the message is called 'Full-screen', which includes all the fields (input fields and the display fields) as in the corresponding Oracle FLEXCUBE front-end screen.
- CreateAccount-Req-IO- This is the request message to create Loan Disbursement from External Channels in Oracle FLEXCUBE. An external system which intends to create Loan Disbursement from External Channels has to send the request in the specified format. The format of the message is called 'Input-only', which has only those fields that are actually required for creating Loan Disbursement from External Channels.
- CreateAccount-Res-Full- This is the response message which is sent back to the external system when Loan Disbursement from External Channel is successfully created in Oracle FLEXCUBE. The format of the message is called 'Full-screen response', which includes all the fields (input fields and the display fields) as in the corresponding Oracle FLEXCUBE screen.
- CreateAccount-Res-PK- This is the response message which is sent back to the external system when a Loan Disbursement from External Channel is created in Oracle FLEXCUBE. The format of the message is called 'Primary-Key response', which includes only the primary key fields of Loan Disbursement from External Channels in the Oracle FLEXCUBE data store.

6.2.17.2 DeleteAccount

This is the operation code for deleting Loan Disbursement from External Channels in Oracle FLEXCUBE. It involves the following messages:

- DeleteAccount-Req-Full- This is the request message to delete Loan Disbursement from External Channels in Oracle FLEXCUBE. An external system which intends to delete Loan Disbursement from External Channels has to send the request in the format specified. The format of the message is called 'Full-screen', which includes all the fields (input fields and the display fields) as in the corresponding Oracle FLEXCUBE front-end screen.
- DeleteAccount-Req-IO- This is the request message to delete Loan Disbursement from External Channels in Oracle FLEXCUBE. An external system which intends to delete Loan Disbursement from External Channels has to send the request in the specified format. The format of the message is called 'Input-only', which has only those fields that are actually required for creating Loan Disbursement from External Channels.
- DeleteAccount-Res-Full- This is the response message which is sent back to the external system when Loan Disbursement from External Channel is successfully deleted in Oracle FLEXCUBE. The format of the message is called 'Full-screen

response', which includes all the fields (input fields and the display fields) as in the corresponding Oracle FLEXCUBE screen.

- DeleteDisbursement-Res-PK- This is the response message which is sent back to the external system when a Loan Disbursement from External Channel is deleted in Oracle FLEXCUBE. The format of the message is called 'Primary-Key response', which includes only the primary key fields of Loan Disbursement from External Channels parameters in the Oracle FLEXCUBE data store.

6.2.17.3 AuthorizeAccount

This is the operation code for authorizing Loan Disbursement from External Channels in Oracle FLEXCUBE. It involves the following messages:

- AuthorizeAccount-Req-Full- This is the request message to authorize Loan Disbursement from External Channels in Oracle FLEXCUBE. An external system which intends to authorize Loan Disbursement from External Channels has to send the request in the format specified. The format of the message is called 'Full-screen', which includes all the fields (input fields and the display fields) as in the corresponding Oracle FLEXCUBE front-end screen.
- AuthorizeAccount-Req-IO- This is the request message to authorize Loan Disbursement from External Channels in Oracle FLEXCUBE. An external system which intends to authorize Loan Disbursement from External Channels has to send the request in the specified format. The format of the message is called 'Input-only', which has only those fields that are actually required for authorizing Loan Disbursement from External Channels.
- AuthorizeAccount-Res-Full- This is the response message which is sent back to the external system when Loan Disbursement from External Channel is successfully authorized in Oracle FLEXCUBE. The format of the message is called 'Full-screen response', which includes all the fields (input fields and the display fields) as in the corresponding Oracle FLEXCUBE screen.
- AuthorizeAccount-Res-PK- This is the response message which is sent back to the external system when a Loan Disbursement from External Channel is authorized in Oracle FLEXCUBE. The format of the message is called 'Primary-Key response', which includes only the primary key fields of Loan Disbursement from External Channels parameters in the Oracle FLEXCUBE data store.

6.2.17.4 QueryAccount

This is the operation code for querying Loan Disbursement from External Channels in Oracle FLEXCUBE. It involves the following messages:

- QueryAccount-Req-Full- This is the request message to query Loan Disbursement from External Channels in Oracle FLEXCUBE. An external system which intends to query Loan Disbursement from External Channels has to send the request in the format specified. The format of the message is called 'Full-screen', which includes all the fields (input fields and the display fields) as in the corresponding Oracle FLEXCUBE front-end screen.
- QueryAccount-Req-IO- This is the request message to query Loan Disbursement from External Channels in Oracle FLEXCUBE. An external system which intends to query Loan Disbursement from External Channels has to send the request in the specified format. The format of the message is called 'Input-only', which has only those fields that are actually required for querying Loan Disbursement from External Channels.
- QueryAccount-Res-Full- This is the response message which is sent back to the external system when Loan Disbursement from External Channel is successfully queried in Oracle FLEXCUBE. The format of the message is called 'Full-screen response', which includes all the fields (input fields and the display fields) as in the corresponding Oracle FLEXCUBE screen.

- QueryAccount-Res-PK- This is the response message which is sent back to the external system when a Loan Disbursement from External Channel is queried in Oracle FLEXCUBE. The format of the message is called 'Primary-Key response', which includes only the primary key fields of Loan Disbursement from External Channels in the Oracle FLEXCUBE data store.

6.2.17.5 CreateDisbursement

This is the operation code for creating Loan Disbursement from External Channels in Oracle FLEXCUBE. It involves the following messages:

- CreateDisbursement-Req-Full- This is the request message to create Loan Disbursement from External Channels in Oracle FLEXCUBE. An external system which intends to create Loan Disbursement from External Channels has to send the request in the format specified. The format of the message is called 'Full-screen', which includes all the fields (input fields and the display fields) as in the corresponding Oracle FLEXCUBE front-end screen.
- CreateDisbursement-Req-IO- This is the request message to create Loan Disbursement from External Channels in Oracle FLEXCUBE. An external system which intends to create Loan Disbursement from External Channels has to send the request in the specified format. The format of the message is called 'Input-only', which has only those fields that are actually required for creating Loan Disbursement from External Channels.
- CreateDisbursement-Res-Full- This is the response message which is sent back to the external system when Loan Disbursement from External Channel is successfully created in Oracle FLEXCUBE. The format of the message is called 'Full-screen response', which includes all the fields (input fields and the display fields) as in the corresponding Oracle FLEXCUBE screen.
- CreateDisbursement-Res-PK- This is the response message which is sent back to the external system when a Loan Disbursement from External Channel is created in Oracle FLEXCUBE. The format of the message is called 'Primary-Key response', which includes only the primary key fields of Loan Disbursement from External Channels in the Oracle FLEXCUBE data store.

6.2.17.6 DeleteDisbursement

This is the operation code for deleting Loan Disbursement from External Channels in Oracle FLEXCUBE. It involves the following messages:

- DeleteDisbursement-Req-Full- This is the request message to delete Loan Disbursement from External Channels in Oracle FLEXCUBE. An external system which intends to delete Loan Disbursement from External Channels has to send the request in the format specified. The format of the message is called 'Full-screen', which includes all the fields (input fields and the display fields) as in the corresponding Oracle FLEXCUBE front-end screen.
- DeleteDisbursement-Req-IO- This is the request message to delete Loan Disbursement from External Channels in Oracle FLEXCUBE. An external system which intends to delete Loan Disbursement from External Channels has to send the request in the specified format. The format of the message is called 'Input-only', which has only those fields that are actually required for creating Loan Disbursement from External Channels.
- DeleteDisbursement-Res-Full- This is the response message which is sent back to the external system when Loan Disbursement from External Channel is successfully deleted in Oracle FLEXCUBE. The format of the message is called 'Full-screen response', which includes all the fields (input fields and the display fields) as in the corresponding Oracle FLEXCUBE screen.
- DeleteDisbursement-Res-PK- This is the response message which is sent back to the external system when a Loan Disbursement from External Channel is deleted in Oracle

FLEXCUBE. The format of the message is called 'Primary-Key response', which includes only the primary key fields of Loan Disbursement from External Channels parameters in the Oracle FLEXCUBE data store.

6.2.17.7 AuthorizeDisbursement

This is the operation code for authorizing Loan Disbursement from External Channels in Oracle FLEXCUBE. It involves the following messages:

- AuthorizeDisbursement-Req-Full- This is the request message to authorize Loan Disbursement from External Channels in Oracle FLEXCUBE. An external system which intends to authorize Loan Disbursement from External Channels has to send the request in the format specified. The format of the message is called 'Full-screen', which includes all the fields (input fields and the display fields) as in the corresponding Oracle FLEXCUBE front-end screen.
- AuthorizeDisbursement-Req-IO- This is the request message to authorize Loan Disbursement from External Channels in Oracle FLEXCUBE. An external system which intends to authorize Loan Disbursement from External Channels has to send the request in the specified format. The format of the message is called 'Input-only', which has only those fields that are actually required for authorizing Loan Disbursement from External Channels.
- AuthorizeDisbursement-Res-Full- This is the response message which is sent back to the external system when Loan Disbursement from External Channel is successfully authorized in Oracle FLEXCUBE. The format of the message is called 'Full-screen response', which includes all the fields (input fields and the display fields) as in the corresponding Oracle FLEXCUBE screen.
- AuthorizeDisbursement-Res-PK- This is the response message which is sent back to the external system when a Loan Disbursement from External Channel is authorized in Oracle FLEXCUBE. The format of the message is called 'Primary-Key response', which includes only the primary key fields of Loan Disbursement from External Channels parameters in the Oracle FLEXCUBE data store.

6.2.17.8 ReverseDisbursement

This is the operation code for reversing Loan Disbursement from External Channels in Oracle FLEXCUBE. It involves the following messages:

- ReverseDisbursement-Req-Full- This is the request message to reverse Loan Disbursement from External Channels in Oracle FLEXCUBE. An external system which intends to reverse Loan Disbursement from External Channels has to send the request in the format specified. The format of the message is called 'Full-screen', which includes all the fields (input fields and the display fields) as in the corresponding Oracle FLEXCUBE front-end screen.
- ReverseDisbursement-Req-IO- This is the request message to reverse Loan Disbursement from External Channels in Oracle FLEXCUBE. An external system which intends to reverse Loan Disbursement from External Channels has to send the request in the specified format. The format of the message is called 'Input-only', which has only those fields that are actually required for reversing Loan Disbursement from External Channels.
- ReverseDisbursement-Res-Full- This is the response message which is sent back to the external system when Loan Disbursement from External Channel is successfully reversed in Oracle FLEXCUBE. The format of the message is called 'Full-screen response', which includes all the fields (input fields and the display fields) as in the corresponding Oracle FLEXCUBE screen.
- ReverseDisbursement-Res-PK- This is the response message which is sent back to the external system when a Loan Disbursement from External Channel is reversed in Oracle FLEXCUBE. The format of the message is called 'Primary-Key response', which

includes only the primary key fields of Loan Disbursement from External Channels in the Oracle FLEXCUBE data store.

6.2.17.9 QueryDisbursement

This is the operation code for querying Loan Disbursement from External Channels in Oracle FLEXCUBE. It involves the following messages:

- QueryDisbursement-Req-Full- This is the request message to query Loan Disbursement from External Channels in Oracle FLEXCUBE. An external system which intends to query Loan Disbursement from External Channels has to send the request in the format specified. The format of the message is called 'Full-screen', which includes all the fields (input fields and the display fields) as in the corresponding Oracle FLEXCUBE front-end screen.
- QueryDisbursement-Req-IO- This is the request message to query Loan Disbursement from External Channels in Oracle FLEXCUBE. An external system which intends to query Loan Disbursement from External Channels has to send the request in the specified format. The format of the message is called 'Input-only', which has only those fields that are actually required for querying Loan Disbursement from External Channels.
- QueryDisbursement-Res-Full- This is the response message which is sent back to the external system when Loan Disbursement from External Channel is successfully queried in Oracle FLEXCUBE. The format of the message is called 'Full-screen response', which includes all the fields (input fields and the display fields) as in the corresponding Oracle FLEXCUBE screen.
- QueryDisbursement-Res-PK- This is the response message which is sent back to the external system when a Loan Disbursement from External Channel is queried in Oracle FLEXCUBE. The format of the message is called 'Primary-Key response', which includes only the primary key fields of Loan Disbursement from External Channels in the Oracle FLEXCUBE data store.

6.2.17.10 CreateAccountSimulation

This is the operation code for creating Account Simulation from External Channels in Oracle FLEXCUBE. It involves the following messages:

- CreateAccountSimulation-Req-Full- This is the request message to create account simulation from External Channels in Oracle FLEXCUBE. An external system which intends to create account simulation from External Channels has to send the request in the format specified. The format of the message is called 'Full-screen', which includes all the fields (input fields and the display fields) as in the corresponding Oracle FLEXCUBE front-end screen.
- CreateAccountSimulation-Req-IO- This is the request message to create account simulation from External Channels in Oracle FLEXCUBE. An external system which intends to create account simulation from External Channels has to send the request in the specified format. The format of the message is called 'Input-only', which has only those fields that are actually required for creating account simulation from External Channels.
- CreateAccountSimulation-Res-Full- This is the response message which is sent back to the external system when account simulation from External Channel is successfully created in Oracle FLEXCUBE. The format of the message is called 'Full-screen response', which includes all the fields (input fields and the display fields) as in the corresponding Oracle FLEXCUBE screen.
- CreateAccountSimulation-Res-PK- This is the response message which is sent back to the external system when an account simulation from External Channel is created in Oracle FLEXCUBE. The format of the message is called 'Primary-Key response', which

includes only the primary key fields of account simulation from External Channels in the Oracle FLEXCUBE data store.

6.2.17.11 CreateAccountInactive

This is the operation code for creating account inactive from External Channels in Oracle FLEXCUBE. It involves the following messages:

- **CreateAccountInactive-Req-Full-** This is the request message to create inactive account from External Channels in Oracle FLEXCUBE. An external system which intends to create inactive account from External Channels has to send the request in the format specified. The format of the message is called 'Full-screen', which includes all the fields (input fields and the display fields) as in the corresponding Oracle FLEXCUBE front-end screen.
- **CreateAccountInactive-Req-IO-** This is the request message to create inactive account from External Channels in Oracle FLEXCUBE. An external system which intends to create account inactive from External Channels has to send the request in the specified format. The format of the message is called 'Input-only', which has only those fields that are actually required for creating inactive account from External Channels.
- **CreateAccountInactive-Res-Full-** This is the response message which is sent back to the external system when an inactive account from External Channel is successfully created in Oracle FLEXCUBE. The format of the message is called 'Full-screen response', which includes all the fields (input fields and the display fields) as in the corresponding Oracle FLEXCUBE screen.
- **CreateAccountInactive-Res-PK-** This is the response message which is sent back to the external system when an inactive account from External Channel is created in Oracle FLEXCUBE. The format of the message is called 'Primary-Key response', which includes only the primary key fields of Loan Disbursement from External Channels in the Oracle FLEXCUBE data store.

6.2.17.12 QueryAccountInactive

This is the operation code for querying inactive account from External Channels in Oracle FLEXCUBE. It involves the following messages:

- **QueryAccountInactive-Req-Full-** This is the request message to query inactive account from External Channels in Oracle FLEXCUBE. An external system which intends to query inactive account from External Channels has to send the request in the format specified. The format of the message is called 'Full-screen', which includes all the fields (input fields and the display fields) as in the corresponding Oracle FLEXCUBE front-end screen.
- **QueryAccountInactive-Req-IO-** This is the request message to query inactive account from External Channels in Oracle FLEXCUBE. An external system which intends to query inactive account from External Channels has to send the request in the specified format. The format of the message is called 'Input-only', which has only those fields that are actually required for querying inactive account from External Channels.
- **QueryAccountInactive-Res-Full-** This is the response message which is sent back to the external system when inactive account from External Channel is successfully queried in Oracle FLEXCUBE. The format of the message is called 'Full-screen response', which includes all the fields (input fields and the display fields) as in the corresponding Oracle FLEXCUBE screen.
- **QueryAccountInactive-Res-PK-** This is the response message which is sent back to the external system when an inactive account from External Channel is queried in Oracle FLEXCUBE. The format of the message is called 'Primary-Key response', which includes only the primary key fields of inactive account from External Channels in the Oracle FLEXCUBE data store.

6.2.17.13 ModifyAccountInactive

This is the operation code for modifying inactive account in Oracle FLEXCUBE. It involves the following messages:

- **ModifyAccountInactive-Req-Full-** This is the request message to modify inactive account in Oracle FLEXCUBE. An external system which intends to modify inactive account has to send the request in the format specified. The format of the message is called 'Full-screen', which includes all the fields (input fields and the display fields) as in the corresponding Oracle FLEXCUBE front-end screen.
- **ModifyAccountInactive-Req-IO-** This is the request message to modify inactive account in Oracle FLEXCUBE. An external system which intends to inactive account has to send the request in the specified format. The format of the message is called 'Input-only', which has only those fields that are actually required for modifying inactive account.
- **ModifyAccountInactive -Res-Full-** This is the response message which is sent back to the external system when an inactive account is successfully modified in Oracle FLEXCUBE. The format of the message is called 'Full-screen response', which includes all the fields (input fields and the display fields) as in the corresponding Oracle FLEXCUBE screen.
- **ModifyAccountInactive -Res-PK-** This is the response message which is sent back to the external system when an inactive account is modified in Oracle FLEXCUBE. The format of the message is called 'Primary-Key response', which includes only the primary key fields of inactive account in the Oracle FLEXCUBE data store.

6.2.17.14 CreateVami

This is the operation code for creating VAMI from External Channels in Oracle FLEXCUBE. It involves the following messages:

- **CreateVami-Req-Full-** This is the request message to create VAMI from External Channels in Oracle FLEXCUBE. An external system which intends to create VAMI from External Channels has to send the request in the format specified. The format of the message is called 'Full-screen', which includes all the fields (input fields and the display fields) as in the corresponding Oracle FLEXCUBE front-end screen.
- **CreateVami-Req-IO-** This is the request message to create VAMI from External Channels in Oracle FLEXCUBE. An external system which intends to create VAMI from External Channels has to send the request in the specified format. The format of the message is called 'Input-only', which has only those fields that are actually required for creating VAMI from External Channels.
- **CreateVami-Res-Full-** This is the response message which is sent back to the external system when a VAMI from External Channel is successfully created in Oracle FLEXCUBE. The format of the message is called 'Full-screen response', which includes all the fields (input fields and the display fields) as in the corresponding Oracle FLEXCUBE screen.
- **CreateVami-Res-PK-** This is the response message which is sent back to the external system when a VAMI from External Channel is created in Oracle FLEXCUBE. The format of the message is called 'Primary-Key response', which includes only the primary key fields of VAMI from External Channels in the Oracle FLEXCUBE data store.

6.2.17.15 QueryVami

This is the operation code for querying VAMI from External Channels in Oracle FLEXCUBE. It involves the following messages:

- **QueryVami-Req-Full-** This is the request message to query VAMI from an External Channels in Oracle FLEXCUBE. An external system which intends to query VAMI from External Channels has to send the request in the format specified. The format of the

message is called 'Full-screen', which includes all the fields (input fields and the display fields) as in the corresponding Oracle FLEXCUBE front-end screen.

- QueryVami-Req-IO- This is the request message to query VAMI from External Channels in Oracle FLEXCUBE. An external system which intends to query VAMI from External Channels has to send the request in the specified format. The format of the message is called 'Input-only', which has only those fields that are actually required for querying VAMI from External Channels.
- QueryVami-Res-Full- This is the response message which is sent back to the external system when a VAMI from External Channel is successfully queried in Oracle FLEXCUBE. The format of the message is called 'Full-screen response', which includes all the fields (input fields and the display fields) as in the corresponding Oracle FLEXCUBE screen.
- QueryVami-Res-PK- This is the response message which is sent back to the external system when a VAMI from External Channel is queried in Oracle FLEXCUBE. The format of the message is called 'Primary-Key response', which includes only the primary key fields of VAMI from External Channels in the Oracle FLEXCUBE data store

6.2.17.16 ModifyVami

This is the operation code for modifying VAMI from External Channels in Oracle FLEXCUBE. It involves the following messages:

- ModifyVami-Req-Full- This is the request message to modify VAMI from External Channels in Oracle FLEXCUBE. An external system which intends to modify VAMI from External Channels has to send the request in the format specified. The format of the message is called 'Full-screen', which includes all the fields (input fields and the display fields) as in the corresponding Oracle FLEXCUBE front-end screen.
- ModifyVami-Req-IO- This is the request message to modify VAMI from External Channels in Oracle FLEXCUBE. An external system which intends to modify VAMI from External Channels has to send the request in the specified format. The format of the message is called 'Input-only', which has only those fields that are actually required for modifying VAMI from External Channels.
- ModifyVami-Res-Full- This is the response message which is sent back to the external system when a VAMI from External Channel is successfully modified in Oracle FLEXCUBE. The format of the message is called 'Full-screen response', which includes all the fields (input fields and the display fields) as in the corresponding Oracle FLEXCUBE screen.
- ModifyVami-Res-PK- This is the response message which is sent back to the external system when a VAMI from External Channel is modified in Oracle FLEXCUBE. The format of the message is called 'Primary-Key response', which includes only the primary key fields of VAMI from External Channels in the Oracle FLEXCUBE data store

6.2.18 FCUBSFPSERVICE

Oracle FLEXCUBE supports the following operations under this service:

- CreateZenginFPContract

6.2.18.1 CreateZenginFPContract

This is the operation code for creating Zengin FP contracts in Oracle FLEXCUBE. It involves the following messages:

- CreateZenginFPContract-Req-Full- This is the request message to create Zengin FP contracts in Oracle FLEXCUBE. An external system which intends to create Zengin FP contracts has to send the request in the format specified. The format of the message is

called 'Full-screen', which includes all the fields (input fields and the display fields) as in the corresponding Oracle FLEXCUBE front-end screen.

- **CreateZenginFPContract-Req-IO-** This is the request message to create Zengin FP contracts in Oracle FLEXCUBE. An external system which intends to create Zengin FP contracts has to send the request in the specified format. The format of the message is called 'Input-only', which has only those fields that are actually required for creating Zengin FP contracts.
- **CreateZenginFPContract-Res-Full-** This is the response message which is sent back to the external system when Zengin FP contracts is successfully created in Oracle FLEXCUBE. The format of the message is called 'Full-screen response', which includes all the fields (input fields and the display fields) as in the corresponding Oracle FLEXCUBE screen.
- **CreateZenginFPContract-Res-PK-** This is the response message which is sent back to the external system when a Zengin FP contracts is created in Oracle FLEXCUBE. The format of the message is called 'Primary-Key response', which includes only the primary key fields of Zengin FP contracts in the Oracle FLEXCUBE data store.

6.2.19 FCUBSCCYService

Oracle FLEXCUBE supports the following operations under this service:

- QueryLocalForeignCCYRate

6.2.19.1 QueryLocalForeignCCYRate

This is the operation code for querying the currency rate details in Oracle FLEXCUBE. It involves the following messages:

- **QueryLocalForeignCCYRate-Req-Full-** This is the request message to query the currency rate details in Oracle FLEXCUBE UBS. An external system which intends to query the currency rate details has to send the request in the format specified. The format of the message is called 'Full-screen', which includes all the fields (input fields and the display fields) as in the corresponding Oracle FLEXCUBE front-end screen.
- **QueryLocalForeignCCYRate-Req-IO-** This is the request message to query the currency rate details in Oracle FLEXCUBE UBS. An external system which intends to query the currency rate details has to send the request in the specified format. The format of the message is called 'Input-only', which has only those fields that are actually required for querying the currency rate details.
- **QueryLocalForeignCCYRate-Res-Full-** This is the response message which is sent back to the external system when currency rate details are successfully queried in Oracle FLEXCUBE UBS. The format of the message is called 'Full-screen response', which includes all the fields (input fields and the display fields) as in the corresponding Oracle FLEXCUBE screen.

QueryLocalForeignCCYRate-Res-PK- This is the response message which is sent back to the external system when currency rate details are successfully queried in Oracle FLEXCUBE UBS. The format of the message is called 'Primary-Key response', which includes only the primary key fields of the currency rate details in the Oracle FLEXCUBE data store.

6.2.20 FCUBSSFService

Oracle FLEXCUBE supports the following operations under this service:

- CreateSFDeposit
- DeleteSFDeposit
- LiquidateSFDeposit

- ModifySFDeposit
- QuerySFDeposit
- ReverseSFDeposit

6.2.20.1 CreateSFDeposit

This is the operation code for creating SF Deposit in Oracle FLEXCUBE. It involves the following messages:

- CreateSFDeposit-Req-Full- This is the request message to create SF Deposit in Oracle FLEXCUBE. An external system which intends to create SF Deposit has to send the request in the format specified. The format of the message is called 'Full-screen', which includes all the fields (input fields and the display fields) as in the corresponding Oracle FLEXCUBE front-end screen.
- CreateSFDeposit-Req-IO- This is the request message to create SF Deposit in Oracle FLEXCUBE. An external system which intends to create SF Deposit has to send the request in the specified format. The format of the message is called 'Input-only', which has only those fields that are actually required for creating SF Deposit.
- CreateSFDeposit-Res-Full- This is the response message which is sent back to the external system when SF Deposit is successfully created in Oracle FLEXCUBE. The format of the message is called 'Full-screen response', which includes all the fields (input fields and the display fields) as in the corresponding Oracle FLEXCUBE screen.
- CreateSFDeposit-Res-PK- This is the response message which is sent back to the external system when a SF Deposit is created in Oracle FLEXCUBE. The format of the message is called 'Primary-Key response', which includes only the primary key fields of SF Deposit in the Oracle FLEXCUBE data store.

6.2.20.2 DeleteSFDeposit

This is the operation code for deleting SF deposit in Oracle FLEXCUBE. It involves the following messages:

- DeleteSFDeposit-Req-Full- This is the request message to delete SF Deposit in Oracle FLEXCUBE. An external system which intends to delete SF Deposit has to send the request in the format specified. The format of the message is called 'Full-screen', which includes all the fields (input fields and the display fields) as in the corresponding Oracle FLEXCUBE front-end screen.
- DeleteSFDeposit-Req-IO- This is the request message to delete SF Deposit in Oracle FLEXCUBE. An external system which intends to delete SF Deposit has to send the request in the specified format. The format of the message is called 'Input-only', which has only those fields that are actually required for deleting SF Deposit.
- DeleteSFDeposit-Res-Full- This is the response message which is sent back to the external system when SF Deposit is successfully deleted in Oracle FLEXCUBE. The format of the message is called 'Full-screen response', which includes all the fields (input fields and the display fields) as in the corresponding Oracle FLEXCUBE screen.
- DeleteSFDeposit-Res-PK- This is the response message which is sent back to the external system when a SF Deposit is deleted in Oracle FLEXCUBE. The format of the message is called 'Primary-Key response', which includes only the primary key fields of SF Deposit in the Oracle FLEXCUBE data store.

6.2.20.3 LiquidateSFDeposit

This is the operation code for liquidating SF Deposit in Oracle FLEXCUBE. It involves the following messages:

- LiquidateSFDeposit-Req-Full- This is the request message to liquidate SF Deposit in Oracle FLEXCUBE. An external system which intends to liquidate SF Deposit has to

send the request in the format specified. The format of the message is called 'Full-screen', which includes all the fields (input fields and the display fields) as in the corresponding Oracle FLEXCUBE front-end screen.

- LiquidateSFDeposit-Req-IO- This is the request message to liquidate SF Deposit in Oracle FLEXCUBE. An external system which intends to liquidate SF Deposit has to send the request in the specified format. The format of the message is called 'Input-only', which has only those fields that are actually required for liquidating SF Deposit.
- LiquidateSFDeposit-Res-Full- This is the response message which is sent back to the external system when SF Deposit is successfully liquidated in Oracle FLEXCUBE. The format of the message is called 'Full-screen response', which includes all the fields (input fields and the display fields) as in the corresponding Oracle FLEXCUBE screen.
- LiquidateSFDeposit-Res-PK- This is the response message which is sent back to the external system when a SF Deposit is liquidated in Oracle FLEXCUBE. The format of the message is called 'Primary-Key response', which includes only the primary key fields of SF Deposit in the Oracle FLEXCUBE data store.

6.2.20.4 ModifySFDeposit

This is the operation code for modifying SF Deposit in Oracle FLEXCUBE. It involves the following messages:

- ModifySFDeposit-Req-Full- This is the request message to modify SF Deposit in Oracle FLEXCUBE. An external system which intends to modify SF Deposit has to send the request in the format specified. The format of the message is called 'Full-screen', which includes all the fields (input fields and the display fields) as in the corresponding Oracle FLEXCUBE front-end screen.
- ModifySFDeposit-Req-IO- This is the request message to modify SF Deposit in Oracle FLEXCUBE. An external system which intends to modify SF Deposit has to send the request in the specified format. The format of the message is called 'Input-only', which has only those fields that are actually required for modifying SF Deposit.
- ModifySFDeposit-Res-Full- This is the response message which is sent back to the external system when SF Deposit is successfully modified in Oracle FLEXCUBE. The format of the message is called 'Full-screen response', which includes all the fields (input fields and the display fields) as in the corresponding Oracle FLEXCUBE screen.
- ModifySFDeposit-Res-PK- This is the response message which is sent back to the external system when a SF Deposit is modified in Oracle FLEXCUBE. The format of the message is called 'Primary-Key response', which includes only the primary key fields of SF Deposit in the Oracle FLEXCUBE data store.

6.2.20.5 QuerySFDeposit

This is the operation code for querying SF Deposit in Oracle FLEXCUBE. It involves the following messages:

- QuerySFDeposit-Req-Full- This is the request message to query SF Deposit in Oracle FLEXCUBE. An external system which intends to query SF Deposit has to send the request in the format specified. The format of the message is called 'Full-screen', which includes all the fields (input fields and the display fields) as in the corresponding Oracle FLEXCUBE front-end screen.
- QuerySFDeposit-Req-IO- This is the request message to query SF Deposit in Oracle FLEXCUBE. An external system which intends to query SF Deposit has to send the request in the specified format. The format of the message is called 'Input-only', which has only those fields that are actually required for querying SF Deposit.
- QuerySFDeposit-Res-Full- This is the response message which is sent back to the external system when SF Deposit is successfully queried in Oracle FLEXCUBE. The

format of the message is called 'Full-screen response', which includes all the fields (input fields and the display fields) as in the corresponding Oracle FLEXCUBE screen.

- QuerySFDeposit-Res-PK- This is the response message which is sent back to the external system when a SF Deposit is queried in Oracle FLEXCUBE. The format of the message is called 'Primary-Key response', which includes only the primary key fields of SF Deposit in the Oracle FLEXCUBE data store.

6.2.20.6 ReverseSFDeposit

This is the operation code for reversing SF Deposit in Oracle FLEXCUBE. It involves the following messages:

- ReverseSFDeposit-Req-Full- This is the request message to reverse SF Deposit in Oracle FLEXCUBE. An external system which intends to reverse SF Deposit has to send the request in the format specified. The format of the message is called 'Full-screen', which includes all the fields (input fields and the display fields) as in the corresponding Oracle FLEXCUBE front-end screen.
- ReverseSFDeposit-Req-IO- This is the request message to reverse SF Deposit in Oracle FLEXCUBE. An external system which intends to reverse SF Deposit has to send the request in the specified format. The format of the message is called 'Input-only', which has only those fields that are actually required for reversing SF Deposit.
- ReverseSFDeposit-Res-Full- This is the response message which is sent back to the external system when SF Deposit is successfully reversed in Oracle FLEXCUBE. The format of the message is called 'Full-screen response', which includes all the fields (input fields and the display fields) as in the corresponding Oracle FLEXCUBE screen.
- ReverseSFDeposit-Res-PK- This is the response message which is sent back to the external system when a SF Deposit is reversed in Oracle FLEXCUBE. The format of the message is called 'Primary-Key response', which includes only the primary key fields of SF Deposit in the Oracle FLEXCUBE data store.

6.2.21 FCUBSCFService

Oracle FLEXCUBE supports the following operations under this service:

- CreateCFDFLTRI
- AuthorizeCFDFLTRI
- DeleteCFDFLTRI
- QueryCFDFLTRI
- CloseCFDFLTRI
- ReopenCFDFLTRI
- ModifyCFDFLTRI

6.2.21.1 CreateCFDFLTRI

This is the operation code for creating CFDFLTRI in Oracle FLEXCUBE. It involves the following messages:

- CreateCFDFLTRI-Req-Full- This is the request message to create CFDFLTRI in Oracle FLEXCUBE. An external system which intends to create CFDFLTRI has to send the request in the format specified. The format of the message is called 'Full-screen', which includes all the fields (input fields and the display fields) as in the corresponding Oracle FLEXCUBE front-end screen.
- CreateCFDFLTRI-Req-IO- This is the request message to create CFDFLTRI in Oracle FLEXCUBE. An external system which intends to create CFDFLTRI has to send the request in the specified format. The format of the message is called 'Input-only', which has only those fields that are actually required for creating CFDFLTRI.

- CreateCFDFLTRI-Res-Full- This is the response message which is sent back to the external system when CFDFLTRI is successfully created in Oracle FLEXCUBE. The format of the message is called 'Full-screen response', which includes all the fields (input fields and the display fields) as in the corresponding Oracle FLEXCUBE screen.
- CreateCFDFLTRI-Res-PK- This is the response message which is sent back to the external system when a CFDFLTRI is created in Oracle FLEXCUBE. The format of the message is called 'Primary-Key response', which includes only the primary key fields of CFDFLTRI in the Oracle FLEXCUBE data store.

6.2.21.2 AuthorizeCFDFLTRI

This is the operation code for authorizing CFDFLTRI in Oracle FLEXCUBE. It involves the following messages:

- AuthorizeCFDFLTRI-Req-Full- This is the request message to authorize CFDFLTRI in Oracle FLEXCUBE. An external system which intends to authorize CFDFLTRI has to send the request in the format specified. The format of the message is called 'Full-screen', which includes all the fields (input fields and the display fields) as in the corresponding Oracle FLEXCUBE front-end screen.
- AuthorizeCFDFLTRI-Req-IO- This is the request message to authorize CFDFLTRI in Oracle FLEXCUBE. An external system which intends to authorize CFDFLTRI has to send the request in the specified format. The format of the message is called 'Input-only', which has only those fields that are actually required for authorizing CFDFLTRI.
- AuthorizeCFDFLTRI-Res-Full- This is the response message which is sent back to the external system when CFDFLTRI is successfully authorized in Oracle FLEXCUBE. The format of the message is called 'Full-screen response', which includes all the fields (input fields and the display fields) as in the corresponding Oracle FLEXCUBE screen.
- AuthorizeCFDFLTRI-Res-PK- This is the response message which is sent back to the external system when a CFDFLTRI is authorized in Oracle FLEXCUBE. The format of the message is called 'Primary-Key response', which includes only the primary key fields of CFDFLTRI in the Oracle FLEXCUBE data store.

6.2.21.3 DeleteCFDFLTRI

This is the operation code for delete CFDFLTRI in Oracle FLEXCUBE. It involves the following messages:

- DeleteCFDFLTRI-Req-Full- This is the request message to delete CFDFLTRI in Oracle FLEXCUBE. An external system which intends to delete CFDFLTRI has to send the request in the format specified. The format of the message is called 'Full-screen', which includes all the fields (input fields and the display fields) as in the corresponding Oracle FLEXCUBE front-end screen.
- DeleteCFDFLTRI-Req-IO- This is the request message to delete CFDFLTRI in Oracle FLEXCUBE. An external system which intends to delete CFDFLTRI has to send the request in the specified format. The format of the message is called 'Input-only', which has only those fields that are actually required for deleting CFDFLTRI.
- DeleteCFDFLTRI-Res-Full- This is the response message which is sent back to the external system when CFDFLTRI is successfully deleted in Oracle FLEXCUBE. The format of the message is called 'Full-screen response', which includes all the fields (input fields and the display fields) as in the corresponding Oracle FLEXCUBE screen.
- DeleteCFDFLTRI-Res-PK- This is the response message which is sent back to the external system when a CFDFLTRI is deleted in Oracle FLEXCUBE. The format of the message is called 'Primary-Key response', which includes only the primary key fields of CFDFLTRI in the Oracle FLEXCUBE data store.

6.2.21.4 QueryCFDFLTRI

This is the operation code for querying CFDFLTRI in Oracle FLEXCUBE. It involves the following messages:

- QueryCFDFLTRI-Req-Full- This is the request message to query CFDFLTRI in Oracle FLEXCUBE. An external system which intends to query CFDFLTRI has to send the request in the format specified. The format of the message is called 'Full-screen', which includes all the fields (input fields and the display fields) as in the corresponding Oracle FLEXCUBE front-end screen.
- QueryCFDFLTRI-Req-IO- This is the request message to query CFDFLTRI in Oracle FLEXCUBE. An external system which intends to query CFDFLTRI has to send the request in the specified format. The format of the message is called 'Input-only', which has only those fields that are actually required for querying CFDFLTRI.
- QueryCFDFLTRI-Res-Full- This is the response message which is sent back to the external system when CFDFLTRI is successfully queried in Oracle FLEXCUBE. The format of the message is called 'Full-screen response', which includes all the fields (input fields and the display fields) as in the corresponding Oracle FLEXCUBE screen.
- QueryCFDFLTRI-Res-PK- This is the response message which is sent back to the external system when a CFDFLTRI is modified in Oracle FLEXCUBE. The format of the message is called 'Primary-Key response', which includes only the primary key fields of CFDFLTRI in the Oracle FLEXCUBE data store.

6.2.21.5 CloseCFDFLTRI

This is the operation code for closing CFDFLTRI in Oracle FLEXCUBE. It involves the following messages:

- CloseCFDFLTRI-Req-Full- This is the request message to close CFDFLTRI in Oracle FLEXCUBE. An external system which intends to close CFDFLTRI has to send the request in the format specified. The format of the message is called 'Full-screen', which includes all the fields (input fields and the display fields) as in the corresponding Oracle FLEXCUBE front-end screen.
- CloseCFDFLTRI-Req-IO- This is the request message to close CFDFLTRI in Oracle FLEXCUBE. An external system which intends to close CFDFLTRI has to send the request in the specified format. The format of the message is called 'Input-only', which has only those fields that are actually required for closing CFDFLTRI.
- CloseCFDFLTRI-Res-Full- This is the response message which is sent back to the external system when CFDFLTRI is successfully closed in Oracle FLEXCUBE. The format of the message is called 'Full-screen response', which includes all the fields (input fields and the display fields) as in the corresponding Oracle FLEXCUBE screen.
- CloseCFDFLTRI-Res-PK- This is the response message which is sent back to the external system when a CFDFLTRI is closed in Oracle FLEXCUBE. The format of the message is called 'Primary-Key response', which includes only the primary key fields of CFDFLTRI in the Oracle FLEXCUBE data store.

6.2.21.6 ReopenCFDFLTRI

This is the operation code for reopening CFDFLTRI in Oracle FLEXCUBE. It involves the following messages:

- ReopenCFDFLTRI-Req-Full- This is the request message to reopen CFDFLTRI in Oracle FLEXCUBE. An external system which intends to reopen CFDFLTRI has to send the request in the format specified. The format of the message is called 'Full-screen', which includes all the fields (input fields and the display fields) as in the corresponding Oracle FLEXCUBE front-end screen.

- ReopenCFDFLTRI-Req-IO- This is the request message to reopen CFDFLTRI in Oracle FLEXCUBE. An external system which intends to reopen CFDFLTRI has to send the request in the specified format. The format of the message is called 'Input-only', which has only those fields that are actually required for reopening CFDFLTRI.
- ReopenCFDFLTRI-Res-Full- This is the response message which is sent back to the external system when CFDFLTRI is successfully reopened in Oracle FLEXCUBE. The format of the message is called 'Full-screen response', which includes all the fields (input fields and the display fields) as in the corresponding Oracle FLEXCUBE screen.
- ReopenCFDFLTRI-Res-PK- This is the response message which is sent back to the external system when a CFDFLTRI is reopened in Oracle FLEXCUBE. The format of the message is called 'Primary-Key response', which includes only the primary key fields of CFDFLTRI in the Oracle FLEXCUBE data store.

6.2.21.7 ModifyCFDFLTRI

This is the operation code for modifying CFDFLTRI in Oracle FLEXCUBE. It involves the following messages:

- ModifyCFDFLTRI-Req-Full- This is the request message to modify CFDFLTRI in Oracle FLEXCUBE. An external system which intends to modify CFDFLTRI has to send the request in the format specified. The format of the message is called 'Full-screen', which includes all the fields (input fields and the display fields) as in the corresponding Oracle FLEXCUBE front-end screen.
- ModifyCFDFLTRI-Req-IO- This is the request message to modify CFDFLTRI in Oracle FLEXCUBE. An external system which intends to modify CFDFLTRI has to send the request in the specified format. The format of the message is called 'Input-only', which has only those fields that are actually required for modifying CFDFLTRI.
- ModifyCFDFLTRI-Res-Full- This is the response message which is sent back to the external system when CFDFLTRI is successfully modified in Oracle FLEXCUBE. The format of the message is called 'Full-screen response', which includes all the fields (input fields and the display fields) as in the corresponding Oracle FLEXCUBE screen.
- ModifyCFDFLTRI-Res-PK- This is the response message which is sent back to the external system when a CFDFLTRI is modified in Oracle FLEXCUBE. The format of the message is called 'Primary-Key response', which includes only the primary key fields of CFDFLTRI in the Oracle FLEXCUBE data store.

6.2.22 FCUBSICService

Oracle FLEXCUBE supports the following operations under this IC service:

- QueryProduct
- CreateProduct
- ModifyProduct
- AuthorizeProduct
- DeleteProduct
- CloseProduct
- ReopenProduct
- CreateTDRenewalSim

6.2.22.1 QueryProduct

This is the operation code for querying product in Oracle FLEXCUBE. It involves the following messages:

- QueryProduct-Req-Full- This is the request message to query product in Oracle FLEXCUBE. An external system which intends to query product has to send the request in the format specified. The format of the message is called 'Full-screen', which includes all the fields (input fields and the display fields) as in the corresponding Oracle FLEXCUBE front-end screen.
- QueryProduct-Req-IO- This is the request message to query product in Oracle FLEXCUBE. An external system which intends to query product has to send the request in the specified format. The format of the message is called 'Input-only', which has only those fields that are actually required for querying product.
- QueryProduct-Res-Full- This is the response message which is sent back to the external system when a product is successfully queried in Oracle FLEXCUBE. The format of the message is called 'Full-screen response', which includes all the fields (input fields and the display fields) as in the corresponding Oracle FLEXCUBE screen.
- QueryProduct-Res-PK- This is the response message which is sent back to the external system when a product is modified in Oracle FLEXCUBE. The format of the message is called 'Primary-Key response', which includes only the primary key fields of product in the Oracle FLEXCUBE data store.

6.2.22.2 CreateProduct

This is the operation code for creating product in Oracle FLEXCUBE. It involves the following messages:

- CreateProduct-Req-Full- This is the request message to create product in Oracle FLEXCUBE. An external system which intends to create product has to send the request in the format specified. The format of the message is called 'Full-screen', which includes all the fields (input fields and the display fields) as in the corresponding Oracle FLEXCUBE front-end screen.
- CreateProduct-Req-IO- This is the request message to create product in Oracle FLEXCUBE. An external system which intends to create product has to send the request in the specified format. The format of the message is called 'Input-only', which has only those fields that are actually required for creating the product.
- CreateProduct-Res-Full- This is the response message which is sent back to the external system when a product is successfully created in Oracle FLEXCUBE. The format of the message is called 'Full-screen response', which includes all the fields (input fields and the display fields) as in the corresponding Oracle FLEXCUBE screen.
- CreateProduct-Res-PK- This is the response message which is sent back to the external system when a product is created in Oracle FLEXCUBE. The format of the message is called 'Primary-Key response', which includes only the primary key fields of product in the Oracle FLEXCUBE data store.

6.2.22.3 ModifyProduct

This is the operation code for modifying a product in Oracle FLEXCUBE. It involves the following messages:

- ModifyProduct-Req-Full- This is the request message to modify product in Oracle FLEXCUBE. An external system which intends to modify a product has to send the request in the format specified. The format of the message is called 'Full-screen', which includes all the fields (input fields and the display fields) as in the corresponding Oracle FLEXCUBE front-end screen.
- ModifyProduct-Req-IO- This is the request message to modify a product in Oracle FLEXCUBE. An external system which intends to modify a product has to send the request in the specified format. The format of the message is called 'Input-only', which has only those fields that are actually required for modifying a product.

- **ModifyProduct-Res-Full-** This is the response message which is sent back to the external system when a product is successfully modified in Oracle FLEXCUBE. The format of the message is called 'Full-screen response', which includes all the fields (input fields and the display fields) as in the corresponding Oracle FLEXCUBE screen.
- **ModifyProduct-Res-PK-** This is the response message which is sent back to the external system when a product is modified in Oracle FLEXCUBE. The format of the message is called 'Primary-Key response', which includes only the primary key fields of a product in the Oracle FLEXCUBE data store.

6.2.22.4 AuthorizeProduct

This is the operation code for authorizing CFDFLTRI in Oracle FLEXCUBE. It involves the following messages:

- **AuthorizeProduct-Req-Full-** This is the request message to authorize a product in Oracle FLEXCUBE. An external system which intends to authorize a product has to send the request in the format specified. The format of the message is called 'Full-screen', which includes all the fields (input fields and the display fields) as in the corresponding Oracle FLEXCUBE front-end screen.
- **AuthorizeProduct-Req-IO-** This is the request message to authorize a product in Oracle FLEXCUBE. An external system which intends to authorize a product has to send the request in the specified format. The format of the message is called 'Input-only', which has only those fields that are actually required for authorizing a product.
- **AuthorizeProduct-Res-Full-** This is the response message which is sent back to the external system when a product is successfully authorized in Oracle FLEXCUBE. The format of the message is called 'Full-screen response', which includes all the fields (input fields and the display fields) as in the corresponding Oracle FLEXCUBE screen.
- **AuthorizeProduct-Res-PK-** This is the response message which is sent back to the external system when a product is authorized in Oracle FLEXCUBE. The format of the message is called 'Primary-Key response', which includes only the primary key fields of a product in the Oracle FLEXCUBE data store.

6.2.22.5 DeleteProduct

This is the operation code for delete a product in Oracle FLEXCUBE. It involves the following messages:

- **DeleteProduct-Req-Full-** This is the request message to delete a product in Oracle FLEXCUBE. An external system which intends to delete a product has to send the request in the format specified. The format of the message is called 'Full-screen', which includes all the fields (input fields and the display fields) as in the corresponding Oracle FLEXCUBE front-end screen.
- **DeleteProduct-Req-IO-** This is the request message to delete a product in Oracle FLEXCUBE. An external system which intends to delete a product has to send the request in the specified format. The format of the message is called 'Input-only', which has only those fields that are actually required for deleting a product.
- **DeleteProduct-Res-Full-** This is the response message which is sent back to the external system when a product is successfully deleted in Oracle FLEXCUBE. The format of the message is called 'Full-screen response', which includes all the fields (input fields and the display fields) as in the corresponding Oracle FLEXCUBE screen.
- **DeleteProduct-Res-PK-** This is the response message which is sent back to the external system when a product is deleted in Oracle FLEXCUBE. The format of the message is called 'Primary-Key response', which includes only the primary key fields of a product in the Oracle FLEXCUBE data store.

6.2.22.6 CloseProduct

This is the operation code for closing a product in Oracle FLEXCUBE. It involves the following messages:

- **CloseProduct-Req-Full-** This is the request message to close a product in Oracle FLEXCUBE. An external system which intends to close a product has to send the request in the format specified. The format of the message is called 'Full-screen', which includes all the fields (input fields and the display fields) as in the corresponding Oracle FLEXCUBE front-end screen.
- **CloseProduct-Req-IO-** This is the request message to close a product in Oracle FLEXCUBE. An external system which intends to close a product has to send the request in the specified format. The format of the message is called 'Input-only', which has only those fields that are actually required for closing a product.
- **CloseProduct-Res-Full-** This is the response message which is sent back to the external system when a product is successfully closed in Oracle FLEXCUBE. The format of the message is called 'Full-screen response', which includes all the fields (input fields and the display fields) as in the corresponding Oracle FLEXCUBE screen.
- **CloseProduct-Res-PK-** This is the response message which is sent back to the external system when a product is closed in Oracle FLEXCUBE. The format of the message is called 'Primary-Key response', which includes only the primary key fields of a product in the Oracle FLEXCUBE data store.

6.2.22.7 ReopenProduct

This is the operation code for reopening a product in Oracle FLEXCUBE. It involves the following messages:

- **ReopenProduct-Req-Full-** This is the request message to reopen a product in Oracle FLEXCUBE. An external system which intends to reopen a product has to send the request in the format specified. The format of the message is called 'Full-screen', which includes all the fields (input fields and the display fields) as in the corresponding Oracle FLEXCUBE front-end screen.
- **ReopenProduct-Req-IO-** This is the request message to reopen a product in Oracle FLEXCUBE. An external system which intends to reopen a product has to send the request in the specified format. The format of the message is called 'Input-only', which has only those fields that are actually required for reopening a product.
- **ReopenProduct-Res-Full-** This is the response message which is sent back to the external system when a product is successfully reopened in Oracle FLEXCUBE. The format of the message is called 'Full-screen response', which includes all the fields (input fields and the display fields) as in the corresponding Oracle FLEXCUBE screen.
- **ReopenProduct-Res-PK-** This is the response message which is sent back to the external system when a product is reopened in Oracle FLEXCUBE. The format of the message is called 'Primary-Key response', which includes only the primary key fields of a product in the Oracle FLEXCUBE data store.

6.2.22.8 CreateTDRenewalSim

This is the operation code for creating TD renewal simulation in Oracle FLEXCUBE. It involves the following messages:

- **CreateTDRenewalSim-Req-Full-** This is the request message to create TD renewal simulation in Oracle FLEXCUBE. An external system which intends to create TD renewal simulation has to send the request in the format specified. The format of the message is called 'Full-screen', which includes all the fields (input fields and the display fields) as in the corresponding Oracle FLEXCUBE front-end screen.

- **CreateTDRenewalSim-Req-IO-** This is the request message to create TD renewal simulation in Oracle FLEXCUBE. An external system which intends to create TD renewal simulation has to send the request in the specified format. The format of the message is called 'Input-only', which has only those fields that are actually required for creating the product.
- **CreateTDRenewalSim-Res-Full-** This is the response message which is sent back to the external system when a TD renewal simulation is successfully created in Oracle FLEXCUBE. The format of the message is called 'Full-screen response', which includes all the fields (input fields and the display fields) as in the corresponding Oracle FLEXCUBE screen.
- **CreateTDRenewalSim-Res-PK-** This is the response message which is sent back to the external system when a TD renewal simulation is created in Oracle FLEXCUBE. The format of the message is called 'Primary-Key response', which includes only the primary key fields of product in the Oracle FLEXCUBE data store.

6.2.23 FCUBSSIService

Oracle FLEXCUBE supports the following operations under this SI service:

- QueryProduct
- CreateProduct
- ModifyProduct
- AuthorizeProduct
- DeleteProduct

6.2.23.1 QueryProduct

This is the operation code for querying product in Oracle FLEXCUBE. It involves the following messages:

- **QueryProduct-Req-Full-** This is the request message to query product in Oracle FLEXCUBE. An external system which intends to query product has to send the request in the format specified. The format of the message is called 'Full-screen', which includes all the fields (input fields and the display fields) as in the corresponding Oracle FLEXCUBE front-end screen.
- **QueryProduct-Req-IO-** This is the request message to query product in Oracle FLEXCUBE. An external system which intends to query product has to send the request in the specified format. The format of the message is called 'Input-only', which has only those fields that are actually required for querying product.
- **QueryProduct-Res-Full-** This is the response message which is sent back to the external system when a product is successfully queried in Oracle FLEXCUBE. The format of the message is called 'Full-screen response', which includes all the fields (input fields and the display fields) as in the corresponding Oracle FLEXCUBE screen.
- **QueryProduct-Res-PK-** This is the response message which is sent back to the external system when a product is modified in Oracle FLEXCUBE. The format of the message is called 'Primary-Key response', which includes only the primary key fields of product in the Oracle FLEXCUBE data store.

6.2.23.2 CreateProduct

This is the operation code for creating product in Oracle FLEXCUBE. It involves the following messages:

- **CreateProduct-Req-Full-** This is the request message to create product in Oracle FLEXCUBE. An external system which intends to create product has to send the request in the format specified. The format of the message is called 'Full-screen', which

includes all the fields (input fields and the display fields) as in the corresponding Oracle FLEXCUBE front-end screen.

- CreateProduct-Req-IO- This is the request message to create product in Oracle FLEXCUBE. An external system which intends to create product has to send the request in the specified format. The format of the message is called 'Input-only', which has only those fields that are actually required for creating the product.
- CreateProduct-Res-Full- This is the response message which is sent back to the external system when a product is successfully created in Oracle FLEXCUBE. The format of the message is called 'Full-screen response', which includes all the fields (input fields and the display fields) as in the corresponding Oracle FLEXCUBE screen.
- CreateProduct-Res-PK- This is the response message which is sent back to the external system when a product is created in Oracle FLEXCUBE. The format of the message is called 'Primary-Key response', which includes only the primary key fields of product in the Oracle FLEXCUBE data store.

6.2.23.3 ModifyProduct

This is the operation code for modifying a product in Oracle FLEXCUBE. It involves the following messages:

- ModifyProduct-Req-Full- This is the request message to modify product in Oracle FLEXCUBE. An external system which intends to modify a product has to send the request in the format specified. The format of the message is called 'Full-screen', which includes all the fields (input fields and the display fields) as in the corresponding Oracle FLEXCUBE front-end screen.
- ModifyProduct-Req-IO- This is the request message to modify a product in Oracle FLEXCUBE. An external system which intends to modify a product has to send the request in the specified format. The format of the message is called 'Input-only', which has only those fields that are actually required for modifying a product.
- ModifyProduct-Res-Full- This is the response message which is sent back to the external system when a product is successfully modified in Oracle FLEXCUBE. The format of the message is called 'Full-screen response', which includes all the fields (input fields and the display fields) as in the corresponding Oracle FLEXCUBE screen.
- ModifyProduct-Res-PK- This is the response message which is sent back to the external system when a product is modified in Oracle FLEXCUBE. The format of the message is called 'Primary-Key response', which includes only the primary key fields of a product in the Oracle FLEXCUBE data store.

6.2.23.4 AuthorizeProduct

This is the operation code for authorizing CFDFLTRI in Oracle FLEXCUBE. It involves the following messages:

- AuthorizeProduct-Req-Full- This is the request message to authorize a product in Oracle FLEXCUBE. An external system which intends to authorize a product has to send the request in the format specified. The format of the message is called 'Full-screen', which includes all the fields (input fields and the display fields) as in the corresponding Oracle FLEXCUBE front-end screen.
- AuthorizeProduct-Req-IO- This is the request message to authorize a product in Oracle FLEXCUBE. An external system which intends to authorize a product has to send the request in the specified format. The format of the message is called 'Input-only', which has only those fields that are actually required for authorizing a product.
- AuthorizeProduct-Res-Full- This is the response message which is sent back to the external system when a product is successfully authorized in Oracle FLEXCUBE. The format of the message is called 'Full-screen response', which includes all the fields (input fields and the display fields) as in the corresponding Oracle FLEXCUBE screen.

- AuthorizeProduct-Res-PK- This is the response message which is sent back to the external system when a product is authorized in Oracle FLEXCUBE. The format of the message is called 'Primary-Key response', which includes only the primary key fields of a product in the Oracle FLEXCUBE data store.

6.2.23.5 DeleteProduct

This is the operation code for delete a product in Oracle FLEXCUBE. It involves the following messages:

- DeleteProduct-Req-Full- This is the request message to delete a product in Oracle FLEXCUBE. An external system which intends to delete a product has to send the request in the format specified. The format of the message is called 'Full-screen', which includes all the fields (input fields and the display fields) as in the corresponding Oracle FLEXCUBE front-end screen.
- DeleteProduct-Req-IO- This is the request message to delete a product in Oracle FLEXCUBE. An external system which intends to delete a product has to send the request in the specified format. The format of the message is called 'Input-only', which has only those fields that are actually required for deleting a product.
- DeleteProduct-Res-Full- This is the response message which is sent back to the external system when a product is successfully deleted in Oracle FLEXCUBE. The format of the message is called 'Full-screen response', which includes all the fields (input fields and the display fields) as in the corresponding Oracle FLEXCUBE screen.
- DeleteProduct-Res-PK- This is the response message which is sent back to the external system when a product is deleted in Oracle FLEXCUBE. The format of the message is called 'Primary-Key response', which includes only the primary key fields of a product in the Oracle FLEXCUBE data store.

7. Planned Outage Support Server

7.1 Introduction

Planned Outage Support Server (POSS) is the data replica of the host server and facilitates the channels to support the database server without any downtime during the planned outages.

When POSS is active:

- EOD will not run
- Non-Channel Interface has to be switched off.
- ELCM enterprise has to be switched off.
- Messaging and notification cannot be done.

A new server state XML is created for which the path is decided based on the entry in the properties file. The XML will contain a parameter <SERVERSTATE> which can have any of the following values:

- A – Available
- S – Sleep
- U – Unavailable
- R - Replay

Gateway EJB will take the request information from the SSB when the full session bean retains the information.

7.2 Handling Planned Outages

The various stages of planned outages are described as below:

7.2.1 Host Up

When the request comes from the channel, it will reach the Gateway EJB or MDB and the bean check for the state of server. If the server state is 'A' (Available), the bean picks up the JNDI host server details from the properties file and add a parameter to the xml which implies that the request is being served at the host.

Then the request will be processed at the back end and the response from the back end will reach the bean and then to the endpoint.

7.2.2 Outage Start

Using the restore point, the request data will be synchronized from host server to POSS. Before the planned outage, the server state has to be changed into 'S' (Sleep) from 'A' to indicate that the server will be down as soon as the synchronization starts.

During synchronization, if any new request comes to the bean, the gateway layer will reject the request and a XML error message will be generated. Once the synchronization is completed, the server state will be changed into 'U' (Unavailable) which indicates the bean that the host server is down and from then on any request that comes will be processed at POSS.

7.2.3 Host Down and POSS Up:

When the host is down and POSS is up, the server state will be 'U'. During this time, all the requests that reach the bean will be served at POSS. The bean picks up the JNDI details of POSS from the properties file, establishes a connection, and sends the request which will be logged into a table at the backend.

The log table will have details which will indicate if:

- the response has been built successfully
- the request has to be replayed at the host during replay
- any error has occurred and oracle SCN

The response is sent back to the bean which will send the response to the end point.

7.2.4 Host Up, Start Replay from POSS:

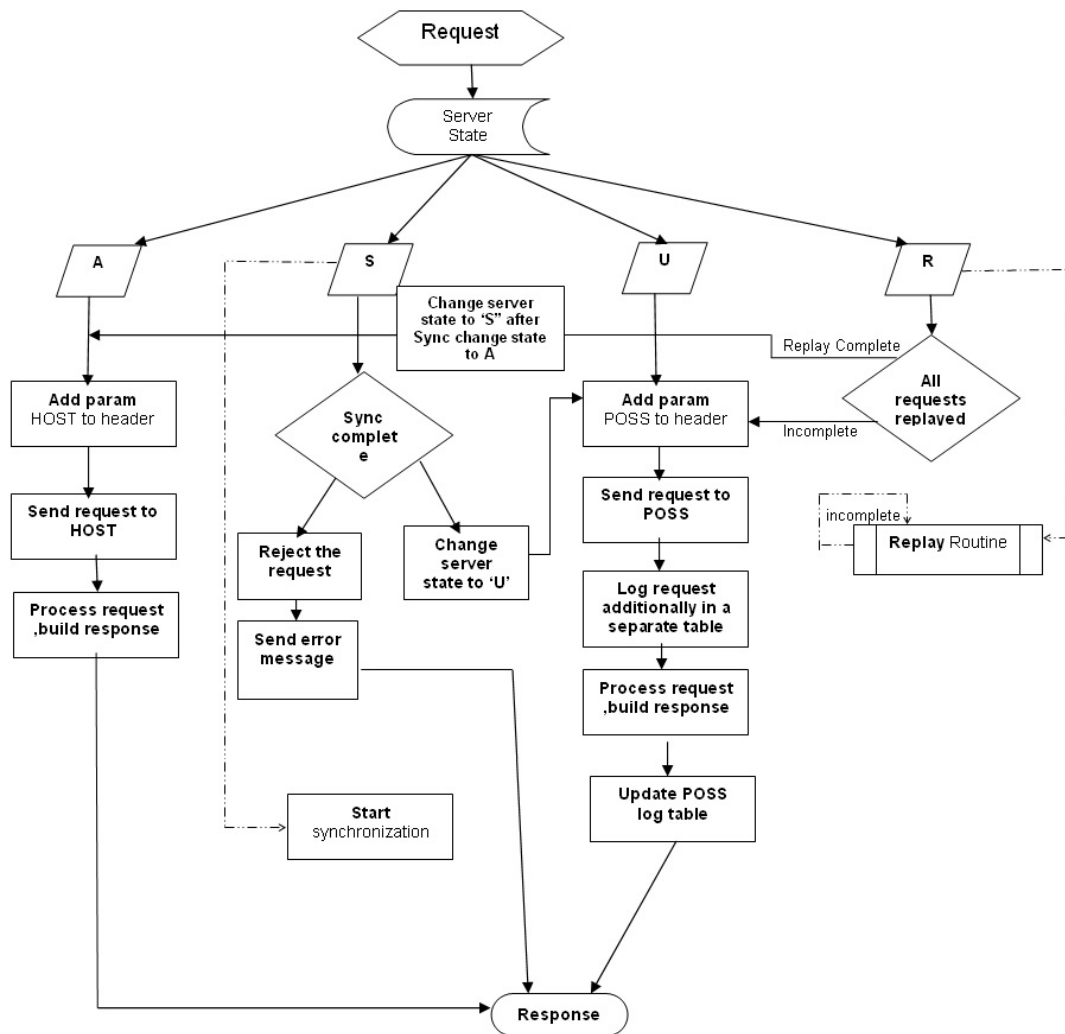
Once the host is up, a 'REPLAY ROUTINE' (which is a java routine) is carried out which consists of the following steps:

- The server state will be changed from 'U' to 'R' (Replay mode).
- The replay routine will get the requests from the log table at POSS for which response building has been completed and these will be replayed to the host.
- The replay routine logs all message logs and places the message onto Oracle AQ on the Host database.
- Multiple processes, equal to the number of locks defined, start the request processing based on SCN.
- Each process will replay the requests on to the host by calling a procedure in the service router.
- Once a record is replayed, the thread updates the log table indicating that the replay of this record is complete.

When the server state is 'R' and any new request comes to the bean, it will execute a DAO to check for records in POSS that need to be replayed to the host. If any such record is found, the new request is sent to POSS else the server state is changed from 'R' to 'A'.

When the server state is 'R' the bean also slows down the processing of new requests to ensure there is a switch over back to host.

The following chart will depict a clear picture of request information that pass on to the various stages that are discussed.



7.2.5 ELCM Impact

When the request comes, two ELCM gateways are deployed pointing towards the Host and the POSS. The external interface at ELCM will be switched off and the transactions which are initiated through FLEXCUBE will be serviced.

7.3 Services Supported during Outage

The following Services are supported during Planned Outage:

7.3.1 FCUBSFT Service

The operations that are supported under FCUBSFT services are:

- Cancel FT Contract
- Create FT Contract

7.3.2 FCUBSPC Service

The operations that are supported under FCUBSFT services are:

- Create PC Contract
- Create PC Maint
- Close PC Contract
- Create PC ClientAgg

7.3.3 FCUBSSI Service

The operations that are supported under FCUBSSI services are:

- Create SI Contract
- Close SI Contract

7.3.4 FCUBSTD Service

The operations that are supported under FCUBSTD services are:

- Create TDAcc
- Query TDRedemption

7.3.5 FCUBSCL Service

The FCUBSCL services support the 'Save Payment' operation.

7.3.6 FCUBSLD Service

The operations that are supported under FCUBSLD services are:

- Create LD Contract
- Create LD Payment

7.3.7 FCUBSAcc Service

The operations that are supported under FCUBSAcc services are:

- Create CustAcc
- Check Book New

7.3.8 FCUBS Customer Service

The operations that are supported under FCUBS Customer services are:

- Create Customer
- Modify Customer
- Modify CustAcc
- Query CustAcc

7.3.9 FCUBSIL Service

The operations that are supported under FCUBSIL services are:

- Close ILSweep
- Delete ILSweep
- Query ILSweep
- Modify ILSweep
- Create ILSweep

- Close ILGroup
- Delete ILGroup
- Query ILGroup
- Modify ILGroup
- Create ILGroup

7.3.10 FCUBSLC Service

The operations that are supported under FCUBSLC services are:

- Create LCContract
- Modify LCContract

7.3.11 FCUBSFX Service

The FCUBSFX services support the 'Create FX Contract' operation.

7.3.12 FCUBSCG Service

The FCUBSCG services support the 'Create Stop Payment' operation.

7.3.13 FCUBSSwitch Service

The FCUBSSwitch services support the 'Switch Transaction' operation.

8. Function ID Glossary

G

GWDNTFEN3-9
GWDNTFIN3-7
GWSNTFEN3-10

GWSNTFIN 3-8
GWSPBROW 3-2, 3-4

M

MSDOUTBR 3-5