



Siebel



Application Deployment Manager Guide

January 2020



January 2020

Part Number: F12575-03

Copyright © 2020, Oracle and/or its affiliates. All rights reserved

Authors: Siebel Information Development Team

This software and related documentation are provided under a license agreement containing restrictions on use and disclosure and are protected by intellectual property laws. Except as expressly permitted in your license agreement or allowed by law, you may not use, copy, reproduce, translate, broadcast, modify, license, transmit, distribute, exhibit, perform, publish, or display in any part, in any form, or by any means. Reverse engineering, disassembly, or decompilation of this software, unless required by law for interoperability, is prohibited.

The information contained herein is subject to change without notice and is not warranted to be error-free. If you find any errors, please report them to us in writing.

If this is software or related documentation that is delivered to the U.S. Government or anyone licensing it on behalf of the U.S. Government, the following notice is applicable:

U.S. GOVERNMENT END USERS: Oracle programs, including any operating system, integrated software, any programs installed on the hardware, and/or documentation, delivered to U.S. Government end users are "commercial computer software" pursuant to the applicable Federal Acquisition Regulation and agency-specific supplemental regulations. As such, use, duplication, disclosure, modification, and adaptation of the programs, including any operating system, integrated software, any programs installed on the hardware, and/or documentation, shall be subject to license terms and license restrictions applicable to the programs. No other rights are granted to the U.S. Government.

This software or hardware is developed for general use in a variety of information management applications. It is not developed or intended for use in any inherently dangerous applications, including applications that may create a risk of personal injury. If you use this software or hardware in dangerous applications, then you shall be responsible to take all appropriate fail-safe, backup, redundancy, and other measures to ensure its safe use. Oracle Corporation and its affiliates disclaim any liability for any damages caused by use of this software or hardware in dangerous applications.

Oracle and Java are registered trademarks of Oracle Corporation and/or its affiliates. Other names may be trademarks of their respective owners.

Intel and Intel Xeon are trademarks or registered trademarks of Intel Corporation. All SPARC trademarks are used under license and are trademarks or registered trademarks of SPARC International, Inc. AMD, Opteron, the AMD logo, and the AMD Opteron logo are trademarks or registered trademarks of Advanced Micro Devices. UNIX is a registered trademark of The Open Group.

This software or hardware and documentation may provide access to or information about content, products, and services from third parties. Oracle Corporation and its affiliates are not responsible for and expressly disclaim all warranties of any kind with respect to third-party content, products, and services unless otherwise set forth in an applicable agreement between you and Oracle. Oracle Corporation and its affiliates will not be responsible for any loss, costs, or damages incurred due to your access to or use of third-party content, products, or services, except as set forth in an applicable agreement between you and Oracle.

The business names used in this documentation are fictitious, and are not intended to identify any real companies currently or previously in existence.

Contents

| | |
|---|-----------|
| Preface | i |
| 1 What's New in This Release | 1 |
| What's New in Siebel Application Deployment Manager Guide, Siebel CRM 20.1 Update | 1 |
| What's New in Siebel Application Deployment Manager Guide, Siebel CRM 19.9 Update | 1 |
| What's New in Siebel Application Deployment Manager Guide, Siebel CRM 19.1 Update | 1 |
| 2 Overview of Siebel Application Deployment Manager | 3 |
| Overview of Siebel Application Deployment Manager | 3 |
| About Siebel Application Deployment Manager | 3 |
| About Siebel ADM Data Types | 4 |
| About the Siebel ADM Client Environments | 5 |
| About Migrating Customizations Using Siebel ADM | 5 |
| Options for Deploying Customizations Using Siebel ADM | 6 |
| Recommendations for Migrating Data Using Siebel ADM | 7 |
| 3 Setting Up Siebel ADM | 9 |
| Setting Up Siebel ADM | 9 |
| Siebel ADM Run-Time Requirements | 9 |
| Configuring ADM Workflows | 10 |
| About Siebel ADM Configurations for New Data Types | 11 |
| 4 Migrating Customizations Using Siebel ADM | 15 |
| Migrating Customizations Using Siebel ADM | 15 |
| Process of Creating a Siebel ADM Package | 15 |
| Reviewing the Siebel ADM Data Type Requirements | 15 |
| Consolidating Siebel ADM Data Types into Deployment Units | 16 |
| Process of Creating Siebel ADM Deployment Units from Database Types | 16 |
| Deploying an ADM Session or Export File | 27 |
| 5 Guidelines for Siebel ADM Deployments | 31 |
| Guidelines for Siebel ADM Deployments | 31 |

| | |
|--|----|
| Selecting Siebel ADM Over Other Data Migration Options | 31 |
| Managing Siebel ADM Deployment Dependencies | 32 |
| Managing Your Siebel ADM Package Content | 32 |
| Minimizing Downtime When Deploying Siebel ADM Packages | 32 |

6 Siebel ADM Supported Data Types 35

| | |
|---|----|
| Siebel ADM Supported Data Types | 35 |
| How to Use This Appendix | 35 |
| About the Siebel ADM Data Type Summary Table | 35 |
| Summary of Siebel ADM Data Types | 36 |
| About the Siebel ADM Data Type Dependency Table | 40 |
| Siebel ADM Data Type Dependencies | 40 |
| Siebel ADM Data Type Details | 45 |

7 Siebel ADM Support for Additional Data Types 49

| | |
|---|----|
| Siebel ADM Support for Additional Data Types | 49 |
| Data Type Attributes for Adding New Siebel ADM Data Types | 49 |

Preface

This preface introduces information sources that can help you use the application and this guide.

Using Oracle Applications

To find guides for Oracle Applications, go to the Oracle Help Center at <http://docs.oracle.com/>.

Documentation Accessibility

For information about Oracle's commitment to accessibility, visit the [Oracle Accessibility Program website](#).

Contacting Oracle

Access to Oracle Support

Oracle customers that have purchased support have access to electronic support through My Oracle Support. For information, visit [My Oracle Support](#) or visit [Accessible Oracle Support](#) if you are hearing impaired.

Comments and Suggestions

Please give us feedback about Oracle Applications Help and guides! You can send an e-mail to:
oracle_fusion_applications_help_ww_grp@oracle.com.

1 What's New in This Release

What's New in Siebel Application Deployment Manager Guide, Siebel CRM 20.1 Update

No new features have been added to this guide for this release. This guide has been updated to reflect only product name changes.

What's New in Siebel Application Deployment Manager Guide, Siebel CRM 19.9 Update

The following information lists the changes in this revision of the documentation to support Siebel CRM 19.9 Update.

| Topic | Description |
|--|---|
| <i>Recommendations for Migrating Data Using Siebel ADM</i> | Modified topic. Mentioned security considerations such as requirements to import certificates. |
| <i>Creating Content Objects for ADM</i> <i>Creating Integration Objects for ADM</i> | Modified topics. Content objects and integration objects are workspace-enabled. |
| <i>Creating ADM Deployment Projects</i> | Modified topic. Added the URL format to the description of the Target System field. The description of the Export to File check box provides additional information about using the Siebel Migration application. |
| <i>Deploying ADM Sessions to a File Using the ADM GUI</i> | Modified topic. You must provide appropriate write access to the export directory when you deploy an ADM session to a file using the ADM GUI. |

What's New in Siebel Application Deployment Manager Guide, Siebel CRM 19.1 Update

No new features have been added to this guide for this release. This guide has been updated to reflect only product name changes.

2 Overview of Siebel Application Deployment Manager

Overview of Siebel Application Deployment Manager

This chapter provides overview information about Siebel Application Deployment Manager (ADM). It includes the following topics:

- *About Siebel Application Deployment Manager*
- *About Siebel ADM Data Types*
- *About the Siebel ADM Client Environments*
- *About Migrating Customizations Using Siebel ADM*
- *Options for Deploying Customizations Using Siebel ADM*
- *Recommendations for Migrating Data Using Siebel ADM*

About Siebel Application Deployment Manager

Siebel Application Deployment Manager (ADM) is a feature that helps you to migrate enterprise customization data (Lists of Values, responsibilities, assignment rules, and so on) from one Siebel application environment to another. For example, you can use ADM to move customization data from a development environment to a testing environment.

ADM is designed to provide a single deployment tool that covers various areas within the Siebel application. The objective is to reduce the potential manual setup and deployment work and provide as much automation as possible to decrease the error rate.



Note: The term *migrating* is used in the ADM context as the moving of data from one environment to another. No changes to the data take place during migration.

The bulk of the administrative tasks to migrate data using ADM are performed at the Application Deployment Manager screen in the Siebel application GUI. These tasks are intended for those with Siebel administrator responsibility. The ADM set-up process in the ADM GUI creates a template in which one data type can be migrated on a regular basis, if required. The fundamental structure of this template is the deployment project. The deployment project consists of one or more data types that can be migrated.

The process of migrating customizations using ADM involves configuration, GUI set-up, and deployment. Configuration setup is necessary in Siebel Tools to enable ADM support for additional business objects within the Siebel application; GUI setup in the Siebel application is necessary to prepare for the ADM deployment execution; and the ADM deployment process of migrating customizations can be run from the application GUI or the Server Manager command-line.

About Siebel ADM Data Types

Siebel Application Deployment Manager (ADM) data types represent the customized entities that require migration to new environments. For example, an assignment rule, a List of Values, application responsibilities, or Web templates represent the type of configurations that you make in one environment that must be migrated to another environment.

Some data types are hierarchical and contain more than one object, such as where the parent object is dependent on one or more child objects. For example, the Workflow Policy data type also migrates associated child Workflow Actions.

The packaging and deployment of ADM data types are dependent on their category. Individual data types sometimes have other specific configurations, limitations, or dependencies on other ADM data types. For full details and a listing of all supported ADM data types, see *Siebel ADM Supported Data Types*. For more information about packaging and deploying different ADM data types, see *Migrating Customizations Using Siebel ADM*.

Categories of Siebel ADM Data Types

This topic is part of *About Siebel ADM Data Types*.

In the current release, the following general category of ADM data type is supported:

- ADM Database Types. Siebel run-time customizations residing in the Siebel database, for example, a Product Line or Assignment Rule.

About ADM Data Type Relationships

This topic is part of *About Siebel ADM Data Types*.

Creating Application Deployment Manager (ADM) data type relationships is only necessary if certain data types must be deployed before other types. Creating this relationship makes sure that related data types are deployed as a single transaction to the target system. If any of the related data types are not applied correctly, then all related data types are not migrated to the target system.

ADM data type relationships are relationships between data types; that is, there are also relationships between different entities internally within data types. These relationships are defined within the Integration Object for a data type. For descriptions on creating or removing data type relationships, see *Creating ADM Data Type Relationships*.

Example of an ADM Data Type Relationship

This topic is part of *About Siebel ADM Data Types*.

An example of an ADM data type relationship is as follows: a List of Values (LOV) with a State Model configured on that LOV. Therefore, the LOV must be governed by a State Model.

To set up this relationship in ADM, add the LOV data type as a child record to the State Model data type.

When this relationship is set up, the records of the LOV (LOV Type record and LOV value records) are inserted into the database first followed by the State Model records. If there is an error in moving either the State Model or the LOV

records, then both are not allowed to exist separately on the target system. If the State Model encounters a database error, then the previously inserted LOV records are removed (rolled back) so that the errors are corrected and the session can be retried.

About the Siebel ADM Client Environments

The Siebel Application Deployment Manager (ADM) client environments include a command-line interface program and GUI applications that you use to create and manage a deployment of application customizations between environments. Other traditional Siebel application interfaces are also available to assist with ADM deployments. The ADM client environments are:

- Siebel ADM screen. The Siebel ADM screen (Application Deployment Manager screen in the Siebel Web Client) assists in the creation of ADM deployment units for any database data types that make up an ADM package. You can also use this screen to deploy ADM database types. For more information about this interface, see [About the ADM Screen](#).
- Siebel Server Manager (srvrmgr) command-line interface. This command-line interface administers the Siebel Server. You can also use this interface to deploy ADM database data types.

For more information about:

- Deploying ADM database types, see [Deploying ADM Sessions to a File Using the Command-Line Interface](#).
- Using the Siebel Server command-line interface, see [Siebel System Administration Guide](#).

About the ADM Screen

This topic is part of [About the Siebel ADM Client Environments](#).

The Application Deployment Manager (ADM) GUI consists of a screen and views from the Siebel application site map. The screen name is Application Deployment Manager, and from this screen you create deployment units consisting only of ADM database data types.

Deployment units form the ADM package used to deploy application customizations. For more information about creating ADM database type deployment units using the ADM GUI, see [Migrating Customizations Using Siebel ADM](#).

The ADM GUI also facilitates the deployment of ADM database types. For more information about this deployment option, see [Deploying an ADM Session or Export File](#).

About Migrating Customizations Using Siebel ADM

This topic includes the following information:

- [About the Siebel ADM Source and Target Environments](#)
- [About the ADM Deployment Process](#)

About the Siebel ADM Source and Target Environments

This topic is part of [About Migrating Customizations Using Siebel ADM](#).

The Siebel Application Deployment Manager (ADM) source environment refers to the Siebel CRM environment where the application customizations originate. This environment can be, for example, a development or test environment. You use Siebel ADM to package application customizations in the source environment and to migrate them to the target environment. For example, you can use one source environment to create an ADM package that you want to migrate into multiple target environments.

ADM data types represent the different customizable entities in the source environment. For more information about ADM data types, see *About Siebel ADM Data Types*.

You begin the ADM deployment process by packaging ADM data types in the source environment. For information about this process, see *Process of Creating a Siebel ADM Package*.

The ADM target environment refers to the Siebel CRM environment to which the application customizations, previously created, are migrated from the source environment. This environment can be, for example, a test or production environment.

About the ADM Deployment Process

This topic is part of *About Migrating Customizations Using Siebel ADM*.

The Application Deployment Manager (ADM) deployment process represents the actual, physical update of the application customizations to the target environment, as well as the activation of these new customizations. The deployment process involves the creation of a deployment instance, called a *deployment session*, which migrates the previously created and validated deployment package.

The ADM deployment process deploys and activates the deployment package.

For more information and detailed procedures on the ADM deployment process, see *Migrating Customizations Using Siebel ADM*.

Options for Deploying Customizations Using Siebel ADM

The following options for deploying Siebel Application Deployment Manager (ADM) customizations are available for database data type customizations only. They represent the ADM deployment methods available in earlier releases of Siebel CRM (for example, in Siebel CRM version 7.8):

- *About Deploying Customizations Using the ADM GUI and HTTP*
- *About Deploying Customizations Using Export Files and the ADM GUI*
- *About Deploying Customizations Using the Server Manager Command-Line Interface*

About Deploying Customizations Using the ADM GUI and HTTP

This topic is part of *Options for Deploying Customizations Using Siebel ADM*.

Deploying ADM customizations using the Siebel application ADM GUI is available to database types only. This deployment method requires both the source and target environment to be online and in communication using HTTP. You run this deployment from the source environment.

All ADM database types are available for migration using this method. However, the deployment is limited to just the copy operation of these run-time customizations. For more information about this deployment method, see *Deploying an ADM Session or Export File*.

About Deploying Customizations Using Export Files and the ADM GUI

This topic is part of *Options for Deploying Customizations Using Siebel ADM*.

Deploying ADM customizations using export files is available to certain database types only. This deployment method creates XML export files using the Siebel application ADM GUI. The XML files are exported from the source environment and imported into the target environment at the ADM GUI. For more information about this deployment method, see *Deploying an ADM Session or Export File*.

About Deploying Customizations Using the Server Manager Command-Line Interface

This topic is part of *Options for Deploying Customizations Using Siebel ADM*.

Deploying ADM customizations using the Server Manager (srvmgr) command-line interface is available to certain database types only. This deployment method migrates export files created from the source environment, using the Siebel application ADM GUI, and migrates the export files using the Server Manager command-line interface and a preconfigured workflow process. For more information about this deployment method, see *Deploying an ADM Session or Export File*.

Recommendations for Migrating Data Using Siebel ADM

Review the following information as recommendations of best practice when migrating data customizations using ADM.

- Do not set up a large number of data types. Keep the number of project items low to assist with error management. If the deployment scenario contains more than ten line items, then break up the project into separate projects. This action helps improve usability.
- Maintain strong development guidelines, especially with naming conventions. Consistent development guidelines assist in the creation of deployment filters.
- Make sure that seed data, included as part of an installation, is in place for both the source and target environments. Do not use ADM to migrate this type of data. For example, do not migrate standard, unchanged LOV data types, which are available as part of a regular Siebel installation.

- ADM is best suited for a high-frequency and low-volume deployment scenario. It is highly recommended to set up a deployment filter on all items. Review Siebel Enterprise Integration Manager (Siebel EIM) as a more appropriate tool for transferring large data volumes. For information about Siebel EIM, see *Siebel Enterprise Integration Manager Administration Guide*.
- Maintain a compatible database code page between the source and target environments. If in doubt, then contact Global Customer Support.
- When creating additional data areas, validate the integration object structure first before using it with the ADM framework. Use a simple workflow process in the process simulator to validate the integration object. For information about workflow processes and the process simulator, see *Siebel Business Process Framework: Workflow Guide*.
- When working with files for deployment, always use a network share name in the UNC format. On Windows, do not use drive letters. Remember that file name is specified for importing from the GUI but the directory name must be specified for exporting.
- Note that the deployment occurs in an asynchronous mode and the Server Request Broker (SRBroker) and Server Request Processor (SRProc) component parameters affect how fast the requests are processed. By default, no adjustments are necessary.
- Securing your Siebel CRM deployment using Transport Layer Security involves deploying certificates and configuring keystores and truststores on your server computers. You must also configure your Siebel deployment (using Siebel Management Console) to be able to use these security features. Configure each server computer as needed based on how you will use it along with other servers in your deployment. Such security considerations apply to ADM as well as to other Siebel CRM features.

For example, suppose that you want to use ADM to migrate data from a development environment (source) into another environment such as for QA or production (target). In order for ADM to be able to send requests from the source to the target, the truststore on the source must include the certificate authority (such as a commercial authority) that signed the certificate on the target. If that certificate authority is trusted, the source also trusts any valid certificate signed by that authority. See also *Siebel Security Guide* and *Siebel Installation Guide* for the operating system you are using.

3 Setting Up Siebel ADM

Setting Up Siebel ADM

This chapter contains topics describing tasks for setting up Siebel Application Deployment Manager (ADM). It includes the following topics:

- *Siebel ADM Run-Time Requirements*
- *Configuring ADM Workflows*
- *About Siebel ADM Configurations for New Data Types*

Siebel ADM Run-Time Requirements

The proper functionality of Siebel Application Deployment Manager (ADM) depends on run-time requirements for the following items:

- *Server Components That Must Be Enabled and Online*
- *Siebel Objects That Must Not Be Modified or Removed*

Server Components That Must Be Enabled and Online

This topic is part of *Siebel ADM Run-Time Requirements*.

Specific server components must be enabled and online to run an Application Deployment Manager (ADM) deployment. See the following table for the server component groups that must be enabled to run an ADM deployment.

| Component Group | Export | Deploy from File | HTTP Deployment |
|--|----------|------------------|-----------------|
| Auxiliary System Management (alias SystemAux) | Required | Required | Required |
| Enterprise Application Integration (alias EAI) | Optional | Optional | Required |
| System Management (alias System) | Required | Required | Required |
| Workflow Management (alias Workflow) | Optional | Optional | Required |

Siebel Objects That Must Not Be Modified or Removed

This topic is part of *Siebel ADM Run-Time Requirements*.

If certain Siebel objects are modified or removed, then Application Deployment Manager (ADM) might fail to function properly. The following Siebel objects must not be modified or removed during the deployment:

- *Siebel Workflows*
- *Siebel Business Services*

Siebel Workflows

Do not modify or remove the following workflows:

- ADM Deployment
- ADM Restore
- UDA Acknowledgement
- UDA Batch Deployment
- UDA Batch Import (Exception: before using this workflow to import customizations from the command line, you must update the Import File Directory property for this workflow.)
- UDA Data Query
- UDA Deployment
- UDA Environment Verification
- UDA HTTP Transport
- UDA Import File
- UDA Target Workflow

Siebel Business Services

Do not modify or remove the following business services:

- ADM JDB Service
- XML Converter
- ADM Service
- ADM Status Report Business Service
- Access Controlled BS Cache Clear Service
- Access Controlled Task Cache Clear Service

Configuring ADM Workflows

This topic describes configuring ADM workflows by activating the workflows, and is a necessary task before running an ADM deployment.

Activating a Siebel CRM workflow is a standard workflow administration procedure. For more information about workflows and activating workflows, see *Siebel Business Process Framework: Workflow Guide*.

You can also activate ADM workflows directly from the ADM screens by using the following procedure.

To activate ADM workflows

1. Navigate to the Application Deployment Manager screen, then the Data Type Details view.
2. In the Data Types list, click the Menu button, and then click Activate ADM Workflows.

About Siebel ADM Configurations for New Data Types

Siebel Application Deployment Manager (ADM) can be extended to support additional database and file data types for deployment. Creating a new database data type for deployment requires a new integration object and a new content object.

The following topics describe ADM system administration or configuration tasks that are sometimes necessary when preparing for ADM deployments of new data types:

- [Creating Integration Objects for ADM](#)
- [Creating Content Objects for ADM](#)
- [Configuring Integration Objects for ADM Deployment](#)

For information about specific data type attributes used for creating new data types, see [Siebel ADM Support for Additional Data Types](#). For other deployment and activation details for ADM data types, see [Siebel ADM Supported Data Types](#).

Creating Integration Objects for ADM

This topic is part of [About Siebel ADM Configurations for New Data Types](#).

Creating an integration object for Application Deployment Manager (ADM) allows you to migrate a new database data type using ADM.



Note: The preconfigured data types do not require any configuration in Siebel Tools.

The integration object specifies the format and structure of the set of data that you want to migrate.

Use the EAI Object Wizard in Siebel Tools to create integration objects. For more information about the integration objects and on using the EAI Object Wizard, see *Integration Platform Technologies: Siebel Enterprise Application Integration*.



Note: Intermediate-level knowledge of the Siebel EAI architecture and integration is a prerequisite before performing these tasks. For more information about Siebel EAI, see *Overview: Siebel Enterprise Application Integration*.

To create an ADM integration object

1. Identify the business object that corresponds to the data type that you want to migrate using ADM.

This business object must have only one primary business component.

2. Start Siebel Tools or Siebel Web Tools.
3. Create a new workspace.
4. Choose File, then New Object.
5. From the New Object screen, select Integration Object.

The EAI Object Wizard guides you through the process of setting up an integration object.

6. Remove any unwanted fields or integration components from the new integration object.
7. Adjust the user keys of the integration object.

For more information about user keys for integration objects, see *Integration Platform Technologies: Siebel Enterprise Application Integration*.

8. Validate the integration object by selecting the integration object and clicking Validate.
9. Review the report, and modify your integration object as needed.

Creating Content Objects for ADM

This topic is part of *About Siebel ADM Configurations for New Data Types*.

Creating a content object for Application Deployment Manager (ADM) allows you to migrate new database data types using ADM.



Note: The preconfigured data types do not require any configuration in Siebel Tools.

Before creating a content object, make sure that you have created an integration object for the data that you want to migrate. See *Creating Integration Objects for ADM*.

The content object specifies the data to be migrated from one Siebel application to another. Each content object is composed of a business object and an integration object. Content objects are workspace-enabled.

Content objects are also used by Content Center. The following procedure references properties that are necessary for ADM functionality. For Content Center functionality, additional properties must be set for the content object. For more information about Content Center, see *Siebel Applications Administration Guide*.



Note: One content object can be used by both Content Center and ADM at the same time.

To create a content object for ADM

1. Log in to Siebel Tools or Siebel Web Tools as an administrator.
2. Create a new workspace.
3. Navigate to the Content Objects type.
4. Create a new record.
5. Add the data type business object to the content object record.

6. Add the data type integration object to the content object record.
7. Create child records. On the child record, enter the name of a view that does not have any visibility setting (admin view) by selecting from the picklist.

The child record determines which view is used during the preview functionality in the ADM GUI. This view must correspond to the business object of the data area.

Configuring Integration Objects for ADM Deployment

This topic is part of *About Siebel ADM Configurations for New Data Types*.

Many Application Deployment Manager (ADM) data types have hierarchical structures of different objects that consist of parent-child relationships. In some cases, you might want to control how these hierarchies are deployed by removing the child entities from ADM deployments.

For example, the responsibility data type also migrates users as well as responsibilities, because responsibilities are associated with users and these users would need to be included with the responsibility. However, in this example, you might not want to migrate users between environments, because this migration deploys development users to a production environment.

To deploy only parent records of hierarchical relationships, you must disable the child integration component of the respective data type integration object. Perform the following procedure to configure this behavior.

Intermediate-level knowledge of the Siebel EAI architecture and integration is a prerequisite before performing these tasks. For more information about Siebel EAI, see *Overview: Siebel Enterprise Application Integration*.

For more information about using the synchronization wizard and configuring integration objects, see *Integration Platform Technologies: Siebel Enterprise Application Integration*.

To configure an integration object for ADM deployment

1. Start Siebel Tools or Siebel Web Tools.
2. Create a new workspace.
3. Select the integration object that you want to update.
4. Click Synchronize in the Integration Objects list.

The Integration Object Synchronize wizard appears.

5. Click the plus sign (+) to list all related integration components.
6. Select the checkboxes next to the integration components that you want to include in the integration object. Clear the checkboxes next to the integration components that you do not want to include (such as to disable a child integration component that you do not want to migrate).
7. Complete the wizard, and click Finish to synchronize the Siebel integration object and the Siebel business object.
8. Right-click the integration object, and select Validate to validate the integration object.

4 Migrating Customizations Using Siebel ADM

Migrating Customizations Using Siebel ADM

This chapter covers the process of preparing customizations that you will deploy using Siebel Application Deployment Manager (ADM). It contains the following topics:

- *Process of Creating a Siebel ADM Package*
- *Reviewing the Siebel ADM Data Type Requirements*
- *Consolidating Siebel ADM Data Types into Deployment Units*
- *Process of Creating Siebel ADM Deployment Units from Database Types*
- *Deploying an ADM Session or Export File*

Process of Creating a Siebel ADM Package

Where you will migrate customizations using Siebel ADM packages, the process of creating a Siebel Application Deployment Manager (ADM) package is the first phase in migrating application customizations to a new environment.

For more information about the overall migration process, see *Overview of Siebel Application Deployment Manager*.

1. *Reviewing the Siebel ADM Data Type Requirements*

This task helps you determine how to package the application customizations.

2. *Consolidating Siebel ADM Data Types into Deployment Units*

This task consolidates the application customizations in a format that can be packaged.

Reviewing the Siebel ADM Data Type Requirements

This task is a step in *Process of Creating a Siebel ADM Package*. Reviewing the data type requirements prior to creating Siebel Application Deployment Manager (ADM) packages helps you determine how to organize your data into deployment units for a more efficient deployment of your customizations. For more recommendations on facilitating a successful deployment, see:

- *Managing Siebel ADM Deployment Dependencies*
- *Managing Your Siebel ADM Package Content*
- *Minimizing Downtime When Deploying Siebel ADM Packages*

Consolidating Siebel ADM Data Types into Deployment Units

This task is a step in *Process of Creating a Siebel ADM Package*. Consolidating Siebel Application Deployment Manager (ADM) data types into deployment units is a task based on the category of ADM data type, which is database. Consolidating the units prepares the application customizations for the packaging stage of the process.

For more information about specific data types, see *Siebel ADM Supported Data Types*.

For descriptions of consolidating ADM data types into deployment units based on ADM data category, see *Process of Creating Siebel ADM Deployment Units from Database Types*.

Process of Creating Siebel ADM Deployment Units from Database Types

Creating Siebel Application Deployment Manager (ADM) deployment units from database types requires accessing the source Siebel application ADM GUI screens.

From the screens in the ADM GUI, you create an ADM deployment project, which contains one or more of the supported ADM data types. At this point, the ADM data types can contain relationships and can be filtered for specific data. The project is then exported to file by creating a deployment session. The exported file serves as the deployment unit for the ADM database types. See also *About Siebel ADM Data Types*.

To create deployment units from one or more ADM database types, perform the following tasks:

1. (If necessary) *Creating ADM Data Type Relationships*.
2. *Creating ADM Deployment Projects*.
3. *Transforming Data with ADM*.
4. *Configuring the Sequence Number for Project Items*
5. *Creating ADM Deployment Filters*.
6. *Enabling the ADM Deployment Project*.
7. *Creating ADM Deployment Sessions*.
8. Deploying the ADM session to a file by using the ADM GUI or the Server Manager (svrmgr) command-line interface.

For information about these tasks, see:

- *Deploying ADM Sessions to a File Using the ADM GUI*
- *Deploying ADM Sessions to a File Using the Command-Line Interface*.

Creating ADM Data Type Relationships

Creating Application Deployment Manager (ADM) data type relationships is a step in *Process of Creating Siebel ADM Deployment Units from Database Types*.

For more information about ADM data type relationships, see [About ADM Data Type Relationships](#).

Set up parent-child relationships between data types using the Data Type Explorer view.



Note: The deployment of child data types is attempted before the deployment of parent data types.

The image shows an example of creating an ADM data type child relationship between State Model and LOV data types.

| Name | Description | Content Object | Active |
|---------------------|---|-------------------|--------|
| Promotion | Promotion, Customer Order Man- | Promotion | |
| Proposal Template | Proposal Template | Proposal Template | |
| Responsibility | Responsibilities, associated view: Responsibilities - Vie | | |
| Runtime Business Se | Runtime Business Service | Business Service | |
| SSO System | SSO System | WI SSO Systems | |
| SmartScript | SmartScript - ADM | Smart Script | |
| StateModel | State Model | State Models | |
| Symbolic URL | Symbolic URL | WI Symbolic URL | |
| UIThemeMapping | UIThemeMapping | UI Theme Mapping | |
| UserList | User Lists | User Lists | |

| Name | Description | Content Object | Active |
|------|-----------------------------------|----------------|--------|
| LOV | List of Values - Types and Values | List of Values | |

To add a child relationship to an ADM data type

1. Navigate to the Application Deployment Manager screen, then the Data Type Explorer view.
2. In the Data Types list or Data Type explorer list, select the data type of interest.
3. Click the Add button to access the data type list.
4. Select the child data type of interest from this list.

The selected child data type appears under the parent data type in the Data Type Explorer view.

To remove a child relationship from an ADM data type

1. Navigate to the Application Deployment Manager screen, then the Data Type Explorer view.
2. In the Data Types list or Data Type explorer list, select the data type of interest.
3. In the child data type list, select the child data type that you want to remove, and click the Remove button.




Creating ADM Deployment Projects

Creating Application Deployment Manager (ADM) deployment projects is a step in [Process of Creating Siebel ADM Deployment Units from Database Types](#). A *project* is the template that can be reused to export the same data types on a regular basis. A project can contain many data types.

To create an ADM deployment project

1. Navigate to the Application Deployment Manager screen, then the Deployment Projects view.
2. In the Deployment Projects list, click the menu button and then New Record.
3. Fill in the project record fields as necessary.

See the following table for more information about some of these fields.

| Field | Description |
|----------------------|--|
| Name | The name of the deployment project. |
| Target System | <p>The target system for deploying the migration information. The value must be the URL to the target EAI Object Manager.</p> <p>URL format: <code>https://hostname:port/siebel/app/eai/lang</code></p> <p>Example: <code>https://myhost:9001/siebel/app/eai/enu</code></p> <p> Note: This parameter is required only for HTTP online deployment.</p> |
| Target User Name | <p>The user name required to access the target system.</p> <p> Note: This parameter is required only for HTTP online deployment.</p> |
| Active Flag | Set by default, this flag signifies that the project is available for deployment as a deployment session. Clearing this field makes sure that this project is not deployed. |
| Export to File | <p>Check this field if you want to export into a file. Otherwise, leave it unchecked.</p> <p> Note: When you are deploying migration projects using the Siebel Migration application, you must uncheck this field for synchronous migration. Check this field for asynchronous migration. For more information about using the Siebel Migration application, see <i>Siebel Database Upgrade Guide</i>.</p> |
| Session Configurable | Check this field if further configurations are required when accessing this project as a deployment session. If this value is unchecked, the project field Export to File, is read-only, as are the project data type fields, Active and Deployment Filter. |


4. In the Deployment Project data type list, populate the new project with data types by clicking the menu button, then New Record. For each record, do the following:

- a. Select a previously created data type from the Data Type Name drop-down list.



Note: If the data type of interest is not available, then it can be set as Inactive. Make sure that the Active field for the data type is checked in the Data Type Details view.

- b. Fill in the other data type record fields as necessary. See the following table for more information about some of these fields.

| Field | Description |
|-------------------|--|
| Active | Clear the active field to inactivate a data type within a project. Use this feature to migrate a deployment project without migrating the data from the inactivated data types. |
| Deployment Filter | For more information about this field, see Creating ADM Deployment Filters . |
| Deployment Mode | <p>The type of deployment mode for the data type. There are four possible selections based on the data type:</p> <ul style="list-style-type: none"> - Synchronize. The business object instance in the database is synchronized with the object being imported; that is, the deployment can result in inserts, updates, or deletes. <p> Note: Child data is deleted to match the imported object.</p> <ul style="list-style-type: none"> - Upsert. The business object instance in the database is updated with the object that is imported; that is, the deployment can result in inserts or updates (but not deletes). - Insert. Available only to new objects (root components) that are imported (not a generic choice but supported for special cases only, for example, iHelp data type). - Custom. Available only for deployment modes defined by custom (non-EAI) data types. |

- c. Click the menu button and then Save Record.

5. Add other data types as required to the draft deployment project.



Note: If a relationship is set up between two data types, then only the parent data type is visible in the picklist. However, after you add the data type to the project item list, the parent data type record can be expanded to reveal the child data types. Make sure to save the record if you cannot expand the parent data type.

6. From the Deployment Projects list, click the menu button and then Save Record.

Transforming Data with ADM

Transforming data with Application Deployment Manager (ADM) is a step in [Process of Creating Siebel ADM Deployment Units from Database Types](#).

Application Deployment manager (ADM) is a Siebel tool that you use to deploy data from a source environment to a target environment. While migrating data from the source to the target environment, you can transform the data using the EAI Data Map (before sending the data to the target environment to import).

This procedure describes how to create a Data Map and associate the data map with a Project Item.

To transform data with ADM

1. Create the Data Map as follows

- a. Navigate to the Site Map, Administration - Integration screen, then the Data Map Editor view.
- b. On the Integration Object Map page that appears, create a new record and complete the fields as shown in the following table:

| Field | Description |
|--------------------|---|
| Name | Type in a name for the new data map record. |
| Source Object Name | From the drop-down menu in this field, select the Integration Object that is used in the Data Type (that is, the Project Item that uses the Data Type). |
| Target Object Name | From the drop-down menu in this field, select the Integration Object that is used in the Data Type (that is, the Project Item that uses the Data Type). |
| Comments | Type in any comment as required. |

c. Click Auto-Map

Doing this populates the fields in the Integration Component Map and Integration Field Map applets.

- d. In the Integration Component Map applet, select the Integration Component to transform the data.
- e. In the Integration Field Map applet:
 - In the Target Field Name field, select the field to transform the data.
 - In the Source Expression field, select the expression to transform the data.

Use expressions that Data Map supports. For more information about supported expressions, see *Business Processes and Rules: Siebel Enterprise Application Integration*.

2. Associate the Data Map with the Project Item as follows:

- a. Navigate to the Site Map, Application Deployment Manager screen, then the Deployment Projects view.
- b. In the Deployment Projects applet, select the deployment project that you want.
- c. In the Project Items applet, select a project item and then the appropriate data map in the Data Map field.

The data map that you select will be used to transform the data. Repeat this step, as required, to map each project item in the deployment project to the appropriate data map.

Configuring the Sequence Number for Project Items

Configuring the Sequence Number for project items is an optional step in *Process of Creating Siebel ADM Deployment Units from Database Types*.

By default, the Sequence Number is not configured for any project items in a deployment project. In such cases, the Application Deployment Manager (ADM) deploys all the project items simultaneously. This scenario, where the sequence number is not set, is suitable if there are no dependent project items in a deployment project.

If the Sequence Number is configured for one or more project items in a deployment project, then ADM deploys those project items sequentially in ascending order first before deploying any remaining project items (with no sequence number) simultaneously. This scenario, where the sequence number is set, is suitable if there are dependent project items in a deployment project.

To configure the sequence number for project items

1. Navigate to the Site Map, Application Deployment Manager screen, then the Deployment Projects view.
2. In the Deployment Projects applet, select the deployment project that you want.
3. In the Project Items applet, select a project item and in the Sequence Number field, type in 1 if you want this project item to be transformed first, 2 if you want this project item to be transformed second, 3 if you want this project item to be transformed third, and so on.

Repeat this step to configure the sequence number for other project items in the deployment project as required.

- o If the sequence number is set for Project Items, then ADM migrates the Project Items in the specified sequence order.
- o If the sequence number is not set for Project Items, then ADM follows the default behavior when migrating the project items (which is simultaneously).

About ADM Deployment Filters

This topic is part of *Process of Creating Siebel ADM Deployment Units from Database Types*.

Application Deployment Manager (ADM) deployment filters allow the selection of specially selected records of a particular data type for export. Creating ADM deployment filters is a part of creating ADM deployment projects. A deployment filter must generally be specified for all deployment units. For information about creating deployment filters in deployment projects, see *Creating ADM Deployment Filters*.

You can also create ADM deployment filters based on predefined queries (PDQs). For information about this task, see *Creating ADM Deployment Filters with PDQs*.

ADM deployment filters can also be set or modified when creating deployment sessions. For more information about this task, see *Creating ADM Deployment Sessions*.

Each data type is represented by a Siebel integration object. The deployment filter applies to the primary business component defined within the integration object, and can be set on any field defined on the primary business component and present in the integration object. For detailed information about business components, see *Configuring Siebel Business Applications*.

Filtering is also possible on the child business components to exclude or include certain records. See the end of this topic for an example.

The format for the deployment filter value entered into the Filter field of the data type record is as follows:

```
[Field_Name] operator 'Filter_Criterion'
```

where:

- Field_Name is the name of the field on which to filter records. For a list of available fields for each data type, click the Select button in the Field List field. Make sure the field name is enclosed in brackets.
- operator is a standard Siebel query operator that defines the filter, for example, `like` or `=`. For a list of Siebel query operators, see *Using Siebel Tools*.
- Filter_Criterion is the criterion by which to filter the field name. Use an asterisk (*) as the wildcard character for part of the criterion. For example, to filter by names beginning with the letter A, use `'A*'` for the criterion. The filter criterion is case-sensitive and must be enclosed in quotes. Use multiple filters for one data type by using the logical AND or OR operators.



Note: You cannot use a function as a filter criterion. For example, a filter such as `[Name] = GetProfileAttr ('VODImpExpSpec')` is not supported.

Some deployment filter examples follow:

- `[Name] like 'ABC*' or [Name] = 'My StateModel'`

This example filters the data type State Model using the Name field. The primary business component for State Models is State Model, the field containing the state model name is Name.

- `[Activation Date]>'12/29/2008 14:58:29'`

This example filters the data type Assignment Rules using the Activation Date field. All assignment rules with a start date later than 12/29/2008 are filtered for migration.

- `[Value]='ACCOUNT_STATUS' AND [List Of Values Child (UDA).Language] ='ENU'`

This example filters the data type LOV using the Value field and the child business component List of Values Child (UDA).Language. The filter allows deployment of only the English language LOVs for the ACCOUNT_STATUS LOV type.

Creating ADM Deployment Filters

Creating Application Deployment Manager (ADM) data filters is an optional, but highly recommended, task of the ADM GUI setup process. This task is a step in *Process of Creating Siebel ADM Deployment Units from Database Types*.

The deployment filter allows the migration of specially selected records of a particular data type. It is recommended to use a filter for each data type. For more information about deployment filters, including their format, see *About ADM Deployment Filters*.

You can also create ADM deployment filters based on predefined queries (PDQs). For information about this task, see *Creating ADM Deployment Filters with PDQs*.

To create an ADM deployment filter

1. Navigate to the Application Deployment Manager screen, then the Deployment Projects view.

2. In the Deployment Projects list, select the project of interest.
3. In the Deployment Project data types list, select the data type of interest.
4. In the Deployment Filter field, create a search expression to filter only those items of a data type matching the condition for migration.
5. To make sure the filter is accurate, click the Validate Filter button.

Creating ADM Deployment Filters with PDQs

Creating ADM deployment filters with predefined queries (PDQs) provides an alternate means of identifying specific records of a particular data type for deployment. This task is a step in *Process of Creating Siebel ADM Deployment Units from Database Types*.

For information about querying and PDQs, see *Siebel Fundamentals*.

For more information about creating deployment filters alone, see *Creating ADM Deployment Filters* and *About ADM Deployment Filters*.

To create ADM deployment filters with PDQs

1. In the corresponding view of the data that you want to deploy, query for the records of interest.
2. Navigate to Query, and then choose Save Query As to save the query as a PDQ.

For example, navigate to the Administration - Assignment screen, then the Assignment Rules List view. Query for all assignment rules starting with the letter A, and then save the query.

3. Navigate to the Application Deployment Manager screen, then the Deployment Projects view.
4. In the Deployment Projects list, select the project of interest.
5. In the Deployment Project data types list, select the data type of interest.

In this example, select the Assignment Rules data type (AssignRule).

6. In the Deployment Filter field, select the saved PDQ from the drop-down list.

In this example, select the PDQ saved from the Assignment Rules List view.

The Deployment Filter field is populated with the PDQ, and the PDQ field contains the name of the saved query.

7. To make sure the filter is accurate, click the Validate Filter button.

Enabling the ADM Deployment Project

Enabling the Application Deployment Manager (ADM) deployment project is a step in *Process of Creating Siebel ADM Deployment Units from Database Types*.

Enabling the project:

- Validates data filters created on the data types.
- Enables the project for use in deployment sessions.
- Locks the project values; that is, none of the project values can change except the Active field. (If you deactivate the project value by clearing the Active field, then you cannot deploy the project.)



Note: After a project is enabled, you cannot update it, but you can deactivate it to prevent further usage. To update an enabled project, copy the project, and provide a different name.

To enable the ADM deployment project

1. Navigate to the Application Deployment Manager screen, then the Deployment Projects view.
2. In the Deployment Projects list, select the draft deployment project of interest.

The Status field of the draft deployment project record appears as Draft.

3. Click the Enable button to activate the project.

ADM populates the Status field with Enabled and the Publication Date/Time field with the date and time of the project activation.

Creating ADM Deployment Sessions

Creating deployment sessions using Siebel Application Deployment Manager (ADM) is a step in *Process of Creating Siebel ADM Deployment Units from Database Types*.

Before creating an ADM deployment session, make sure that the required configurations are complete and that a deployment project exists. For information about creating deployment sessions and other required configurations, see *Creating ADM Deployment Projects*.

To create an ADM deployment session

1. Navigate to the Application Deployment Manager screen, then the Deployment Sessions view.
2. In the Deployment Sessions list, click the menu button and then New Record.
3. In the Project Name field drop-down list, select the deployment project of interest.

ADM populates several fields in the record with information from the deployment project.



Note: Only enabled deployment projects are available for addition to a deployment session. For more information about this task, see *Enabling the ADM Deployment Project*.

4. If necessary, then clear the Deployment Lock field to change the Deploy button to read-only status. (Click the Refresh button to see this change.)

When the Deployment Lock field is selected, the individual listed in the Locked By field is the only person who can deploy the deployment session. (In normal operations, the Deployment Lock flag is always checked.)



Note: The Deployment Lock flag is useful in complex environments where multiple individuals work together. For example, one person can create and unlock the session, which allows another person to log in, lock, and deploy that session.

5. If necessary, then change the values in the fields of the deployment project's data types.

These fields are accessible only if the deployment project field Session Configurable was checked during the creation of the deployment project. For more information about these fields, see *Creating ADM Deployment Projects*.

6. To refresh the data in the Deployment Sessions view, click the Refresh button.

Deploying ADM Sessions to a File Using the ADM GUI

Deploying sessions using the Application Deployment Manager (ADM) GUI is one means of creating an ADM deployment unit. This task is a step in *Process of Creating Siebel ADM Deployment Units from Database Types*.

For other deployment options, see *Deploying ADM Sessions to a File Using the Command-Line Interface*.

Before deploying a session, make sure that the required configurations are complete and that a deployment session exists. For information about creating deployment sessions and other required configurations, see *Creating ADM Deployment Sessions*.

To deploy an ADM session to a file using the ADM GUI

1. Access the source system; that is, the system from which you want to migrate the data.
2. Navigate to the Application Deployment Manager screen, then the Deployment Sessions view.
3. Select the deployment session of interest. Make sure that the Export to File and the Deployment Lock fields are checked.
4. Click the Deploy button.
5. Enter the network path for the export directory, then click the Export button. (Do not specify a filename. ADM automatically generates a filename based on the items within the session.)

For example, on Microsoft Windows, if the network administrator sets up a shared directory called `stage_1` on the server OMEGA, then the network path supplied to ADM must be `\\OMEGA\\stage_1`.



Note: You must provide appropriate write access to the export directory. For information about enabling write access for the EAI File Transport by setting the `EAIFileTransportFolders` parameter, see *Transports and Interfaces: Siebel Enterprise Application Integration*. By default, the Siebel temporary directory, `SIEBSVR_ROOT\TEMP`, has the necessary access and does not need to be explicitly configured with the `EAIFileTransportFolders` parameter. If the parameter is not configured, then writing is allowed only to the Siebel temporary directory; any attempt to write a file to a directory other than the Siebel temporary directory fails with error SBL-EAI-50228.

Click the Refresh button to update the status of the deployment.



Note: The network path is relative to the Siebel Server. It is recommended to set up a common area for file operations, which is accessible from all the Siebel Servers. Additional setup tasks are sometimes necessary, depending on the operating system on which the Siebel Server is running.

6. Navigate to the network path entered in the previous step to review and access the export file.



Note: The volume of data and the number of items within a session contribute to the processing time.

Deploying ADM Sessions to a File Using the Command-Line Interface

Deploying Application Deployment Manager (ADM) sessions using the Server Manager (srvrmgr) command-line interface is one means of creating an ADM deployment unit. This task is a step in *Process of Creating Siebel ADM Deployment Units from Database Types*.

For other deployment options, see *Deploying ADM Sessions to a File Using the ADM GUI*.

Before deploying sessions using the command-line interface, make sure that the required configurations are complete and that the deployment sessions exist. Also make sure ADM batch workflows are deployed and activated.

For information about creating deployment sessions and other required configurations, see *Creating ADM Deployment Sessions*.

To deploy an ADM session to a file using the Server Manager command-line interface

1. In the source system, make sure that the deployment sessions intended for Server Manager deployment have the field Export to File checked.
2. In the source system, make sure that the Deployment Lock value is checked and that your Server Manager user ID is in the Locked By field for each session.



Note: You can migrate only deployment sessions that are locked with your user ID.

3. Start the Server Manager command-line interface with your user ID.

For more information about this procedure, see *Siebel System Administration Guide*.

4. Verify that the server component Workflow Process Manager (WfProcMgr) is online (status is Running) by entering the following command:

```
list comp WfProcMgr for server Siebel_Server_Name
```

If it is not running and online, then enable the Workflow Management (alias Workflow) component group and restart the Siebel Server. For more information about these procedures, see *Siebel System Administration Guide*.

5. Enter the following command at the Server Manager command-line interface prompt:

```
start task for comp WfProcMgr server Siebel_Server_Name with ProcessName="UDA  
Batch Deployment", RowID="Session_ID"
```

where:

- Siebel_Server_Name is the name of the Siebel Server.
- UDA Batch Deployment is the name of the workflow process. This value is case-sensitive.
- Session_ID is the session ID of the deployment session created earlier through the ADM GUI.

Deploying an ADM Session or Export File

The following Siebel Application Deployment Manager (ADM) deployment options are available for database data types only. These deployment options require the creation of an ADM session or an export file representing that ADM session.

The ADM deployment options are as follows:

- *Deploying ADM Sessions Using the Application Deployment Manager GUI*
- *Deploying ADM Sessions Using Export Files and the ADM GUI*
- *Deploying ADM Sessions Using Command-Line Interface*

Deploying ADM Sessions Using the Application Deployment Manager GUI

Deploying sessions by using the ADM GUI is one of the means of migrating ADM database data types from one Siebel application environment to another. This topic is part of *Deploying an ADM Session or Export File*, which also provides information about other deployment options.

Before using this deployment option, make sure an ADM session exists in the source environment. To create an ADM session, follow tasks 1 through 5 as outlined in *Process of Creating Siebel ADM Deployment Units from Database Types*.



Note: Make sure that the parameters Target System and Target User Name are provided when creating the ADM Project.



Tip: When using this deployment method, it is recommended to use a project filter for each database item being deployed.

To migrate a deployment session

1. Navigate to the Application Deployment Manager screen, then the Deployment Sessions view.
2. Select the deployment session of interest. Make sure that the Deployment Lock field is checked.
3. Click the Deploy button.
4. Enter the password for the target system user, and then click the Deploy button.

The Status field of the deployment session record changes to Submitted. Click the Refresh button to further update the status of the deployment.



Note: The volume of data and the number of items within a session contribute to the processing time.

5. Check the details of the deployment by reviewing the EAI queue.


Deploying ADM Sessions Using Export Files and the ADM GUI

Deploying sessions using export files is one of the means of migrating ADM database data types from one Siebel application environment to another. This topic is part of *Deploying an ADM Session or Export File*, which also provides information about other deployment options.

Before using this deployment option, make sure that an ADM session exists and that the deployment unit XML file has been exported as outlined in the tasks 1 through 6 of *Process of Creating Siebel ADM Deployment Units from Database Types*.

To deploy an ADM session by importing an ADM XML deployment session file

1. Access the target system; that is, the system to which you want to migrate data.
2. Make sure that the source file is accessible.
3. Navigate to the Application Deployment Manager screen, then the Deployment Sessions view.
4. In the Deployment Sessions list, click the menu button and then Deploy from File.
5. Enter the network path and filename for the import file, then click the Import button.


 **Note:** The import process requires the filename as input. If the export session generated multiple files, then the import step must be executed for each file.
6. Check the details of the deployment by reviewing the EAI queue of the target Application Object Manager.

Deploying ADM Sessions Using Command-Line Interface

Deploying sessions using the Server Manager (srvmgr) command-line interface is one of the means of migrating ADM database data types from one Siebel application environment to another. This topic is part of *Deploying an ADM Session or Export File*, which also provides information about other deployment options.

Before using this deployment option, make sure that an ADM session exists and that the deployment unit XML file has been exported as outlined in the tasks 1 through 6 of *Process of Creating Siebel ADM Deployment Units from Database Types*.

This procedure runs a workflow process, named UDA Batch Import, on the target environment. This workflow process imports the data into the target environment, based on a session ID provided, using Siebel EAI as the transport. The Server Manager command line can be used to generate export files multiple times and can provide basic automation for the export step.



Note: Before you run this workflow process, you must modify its Import File Directory property to specify the location where the customizations file, with a name like Session_ID.ini, was generated during export. After modifying this property, publish and activate the workflow process, as described in *Siebel Business Process Framework: Workflow Guide*.

The Workflow Process Manager component (WfProcMgr) must be running on the target Siebel Server in order for this procedure to run correctly.

To import deployment session file using the Server Manager command-line interface

1. Make sure that the export deployment file exists in a shared network location.



Note: You do not need to create a deployment session in the target environment to import a deployment session file.

2. Start the Server Manager command-line interface with your user ID in the target system.

For more information about this procedure, see *Siebel System Administration Guide*.

3. Verify that the server component Workflow Process Manager (alias WfProcMgr) is online.

If it is not, then enable the Workflow Management component group (alias Workflow) and restart the Siebel Server. For more information about these tasks, see *Siebel System Administration Guide*.

4. Enter the following command at the Server Manager command-line interface prompt:

```
start task for comp WfProcMgr server Siebel_Server_Name with ProcessName="UDA  
Batch Import", RowID="Session_ID"
```

where:

- Siebel_Server_Name is the name of the Siebel Server.
- UDA Batch Import is the name of the workflow process. This value is case-sensitive.
- Session_ID is the session ID of the deployment session used to generate the export files.



Note: This session ID does not exist anywhere in the target database. It is the session ID used to export files. This value maps to an .ini file generated during the export.

5. Check the details of the batch deployment by reviewing the source system EAI queue.



Note: One import step reads all of the previously generated files by the export session executed on the source system.

5 Guidelines for Siebel ADM Deployments

Guidelines for Siebel ADM Deployments

This chapter contains Siebel Application Deployment Manager (ADM) deployment guidelines and business case scenarios. It includes the following topics:

- *Selecting Siebel ADM Over Other Data Migration Options*
- *Managing Siebel ADM Deployment Dependencies*
- *Managing Your Siebel ADM Package Content*
- *Minimizing Downtime When Deploying Siebel ADM Packages*

Selecting Siebel ADM Over Other Data Migration Options

Siebel CRM provides several data migration tools, including Siebel Application Deployment Manager (ADM), to migrate data based on the business scenario and volume of data to be migrated.

ADM is designed to migrate application customizations to same-version and same-language environments. For more information about this feature, see *Migrating Customizations Using Siebel ADM*.



Note: You can migrate data between environments of different languages if no language is specified for the data being deployed.

ADM cannot be substituted for the specialized operations performed by using some of the other Siebel CRM migration or deployment tools:

- Siebel EAI is used for migrating small volumes of data for mostly daily or weekly changes. The ADM framework is built on Siebel EAI. For more information about Siebel EAI, see *Overview: Siebel Enterprise Application Integration*.
- Siebel EIM is used for migrating bulk data between databases using migration tables and is used for mostly large volumes. For more information about Siebel EIM, see *Siebel Enterprise Integration Manager Administration Guide*.
- Siebel Migration is used for migrating repository data and schema changes and is designed for large volumes. For more information about repository migration, see *Siebel Database Upgrade Guide*.

Managing Siebel ADM Deployment Dependencies

Review the following guidelines and recommendations when managing Siebel Application Deployment Manager (ADM) data type dependencies during an ADM deployment:

- ADM supported data types might have a preconfigured dependency or prerequisites on the availability of certain data before carrying out an ADM deployment. For more information about the data type dependency, see *Siebel ADM Supported Data Types* and *Summary of Siebel ADM Data Types*.
- Research and understand the dependencies included with business processes used by your organization. Addressing all deployment dependencies during an ADM deployment reduces errors and system downtime.
- Formalize dependencies by creating relationships in the ADM GUI when preparing data types for packaging.

Managing Your Siebel ADM Package Content

Review the following guidelines and recommendations when managing your Siebel Application Deployment Manager (ADM) package content:

- Follow the documented naming conventions throughout the ADM deployment process:
 - During the creation of the ADM project
 - When storing the exported database files in directories
 - When storing files in directories with versions or tracked through a version tracking system
- Follow a documented deployment strategy including procedures, checklists, and naming conventions.
- Create the ADM package folder structure using the ADM Packaging Utility rather than creating it manually.
- Use a stored file system or document tracking system when creating deployment units involves teams of users to make sure the package content is current and correct.
- Validate packages before deployment.

Minimizing Downtime When Deploying Siebel ADM Packages

Use the following recommendations to minimize your Siebel CRM downtime when deploying Siebel Application Deployment Manager (ADM) packages:

- Group data types and customizations based on the system impact.
For information about data type system impact, see *Siebel ADM Supported Data Types*. For example, group data types that have no system impact or do not require activation in the same package.
- Test your ADM deployment between a development environment and a test environment. Create benchmark downtimes, if necessary, for specific deployment packages.

- Use staged deployment. Staging the ADM deployment to a subset of Siebel Servers in a Siebel Enterprise Server rather than to the entire Siebel Enterprise Server minimizes downtime.
- Identify the type of release to reduce downtime.

6 Siebel ADM Supported Data Types

Siebel ADM Supported Data Types

This chapter provides deployment and activation details and limitations for Siebel Application Deployment Manager (ADM) data types. The ADM data types described in this chapter represent Oracle's Siebel CRM customizations that are available for migration using the ADM framework. This chapter has the following topics:

- *How to Use This Appendix*
- *About the Siebel ADM Data Type Summary Table*
- *Summary of Siebel ADM Data Types*
- *About the Siebel ADM Data Type Dependency Table*
- *Siebel ADM Data Type Dependencies*
- *Siebel ADM Data Type Details*

How to Use This Appendix

This chapter contains details on each supported Siebel Application Deployment Manager (ADM) data type and the data types' behavior and dependencies during the ADM packaging, deployment, and activation processes. The tables in *Summary of Siebel ADM Data Types* and *Siebel ADM Data Type Dependencies* list this information.

A subset of data types requires additional consideration or configuration during the deployment process and are described in *Siebel ADM Data Type Details*.

Use this collected information on supported ADM data types to determine a migration strategy or when setting IT or infrastructure update policies. This information can help form a best course of action when performing complex ADM deployments with many dependencies.

You can also use this chapter to categorize the development data types based on the system impact or deployment behavior. This information is useful when combined with your internal release strategy. For example, data types that do not require activation can be deployed and made available immediately, with no downtime.

About the Siebel ADM Data Type Summary Table

This topic describes the column headings in the table in *Summary of Siebel ADM Data Types* that provide a summary definition of the content and functionality of individual Siebel Application Deployment Manager (ADM) data types. For information about how to use this information during the ADM packaging and deployment phases, see *How to Use This Appendix*.

The following list explains the terms used in the table in *Summary of Siebel ADM Data Types*:

- **Data Type.** Name of the ADM data type, which represents the customized application data. Some of the listed data types are linked to subtopics in *Siebel ADM Data Type Details*, where more information can be found.


- **Deployment Alias.** Alternate name or alias of the ADM data type used during deployment.
- **Category.** High-level category of the ADM data types. There are three categories: database types, repository types, and file types.
- **A (Activate).** Indicates if the ADM data type is available for activation on the target environment. If it is not available, then the data type does not require activation to be deployed and becomes active as soon as the copy process is complete.
- **S (System Impact).** Indicates impact to the system, if any, when items of this type are deployed and activated. These are the possible values:
 - **No impact.** The data type can be deployed without any impact to the availability of the system.
 - **User reconnect.** The user must log in again to access any newly deployed items for this data type.
 - **Manual activation.** The data type does not support activation through the ADM framework; therefore, manual steps must be taken to complete the deployment.
 - **Web server restart.** Restart Web servers to fully deploy and activate the items for this data type.
 - **Rolling server restart.** Restart Siebel Servers to fully deploy and activate the items for this data type. However, it is possible to limit the impact on server availability by performing the deployment (and server restart) to a subset of the Siebel Servers at a time; that is, in a rolling fashion.
 - **Siebel Enterprise Server restart.** Restart the entire target Siebel Enterprise Server to fully deploy and activate items for this data type.

Summary of Siebel ADM Data Types

The following table presents summary data for each of the supported Siebel Application Deployment Manager (ADM) data types.

In this table, A indicates Activate and S indicates System Impact. For more information about each of the column headings, see [About the Siebel ADM Data Type Summary Table](#).

| Data Type | Deployment Alias | Category | A | S |
|------------------------------------|------------------------------------|----------|-----|-----------|
| Access Controlled Business Service | Access Controlled Business Service | Database | Yes | No impact |
| Access Controlled Task | Access Controlled Task | Database | Yes | No impact |
| Access Group | AccessGroup | Database | No | No impact |
| Account Promotion | AccntPromo | Database | No | No impact |
| ADM Abs Admin Service Region | ADM Abs Admin Service Region | Database | No | No impact |
| ADM Abs Admin Time Window Map | ADM Abs Admin Time Window Map | Database | No | No impact |
| ADM Comm Inbound Group | ADM Comm Inbound Group | Database | No | No impact |

| Data Type | Deployment Alias | Category | A | S |
|---|---------------------------------------|----------|-----|----------------|
| ADM Comm Package | ADM Comm Package | Database | No | No impact |
| ADM CommSrv CM Adapter Administration | ADM CommSrv CM Adapter Administration | Database | No | No impact |
| ADM Internal Division | Internal Division | Database | No | User Reconnect |
| ADM Organization | Organization | Database | No | User Reconnect |
| ADM Position | Position | Database | No | User Reconnect |
|  Note: ADM Internal Division, ADM Organization, and ADM Position are hierarchically related and must be implemented in a specific order. For more information, see <i>Organizations, Divisions, and Positions</i> . | | | | |
| ADM Project | ADM Project | Database | No | No impact |
| ADM Search Category Available Flds | ADM Search Category Available Flds | Database | No | No impact |
| ADM Search Connector | ADM Search Connector | Database | No | No impact |
| ADM Search Engine | ADM Search Engine | Database | No | No impact |
| ADM Search Parent Category | ADM Search Parent Category | Database | No | No impact |
| ADM Shift Exception | ADM Shift Exception | Database | No | No impact |
| ADM Shift Schedule | ADM Shift Schedule | Database | No | No impact |
| Aggregate Discount | AggrDiscount | Database | Yes | No impact |
| Aggregate Discount Sequence | AggrDiscSeq | Database | Yes | No impact |
| Assignment Group | AssignGroup | Database | No | No impact |
| Assignment Rule | AssignRule | Database | No | No impact |
| Attribute Adjustments | AttrAdjustments | Database | Yes | No impact |
| Audit Trail Admin | Audit Trail Admin | Database | Yes | No impact |
| Business Rule | Business Rule | Database | Yes | No impact |

| Data Type | Deployment Alias | Category | A | S |
|--|-------------------------------|----------|-----|----------------|
| Content Fixup | Content Fixup | Database | No | No impact |
| Correspondence Template | Correspondence Template | Database | No | No impact |
| Cost List | CostList | Database | No | No impact |
| Data Map | DataMapObject | Database | No | No impact |
| Discount Matrices | Discount and EC Matrix | Database | Yes | No impact |
| EAI Data Map | EAI Data Map | Database | Yes | No impact |
| EAI Dispatch Service Rule Set | EAI Dispatch Service Rule Set | Database | Yes | No impact |
| ExpLOV: Expense Type LOV | ExpLOV | Database | Yes | No impact |
| ExpType: Expense Type | ExpType | Database | No | No impact |
| Fund | Fund | Database | No | No impact |
| Host Table | Host Table | Database | No | No impact |
| iHelp | iHelp | Database | Yes | No impact |
| iHelp - Header | iHelp - Header | Database | Yes | No impact |
| <i>List of Values</i> | LOV | Database | Yes | No impact |
| Message Types, Administration - Order Management | MessageType | Database | Yes | No impact |
| <i>Personalization - Actions</i> | Personalization - Actions | Database | No | No impact |
| Personalization - Applets | Personalization - Applets | Database | Yes | No impact |
| <i>Personalization - Event Defs</i> | Personalization - Event Defs | Database | No | No impact |
| Personalization - Events | Personalization - Events | Database | Yes | No impact |
| Personalization - Views | Personalization - Views | Database | Yes | User reconnect |
| <i>Personalization - Rules</i> | Personalization - Rules | Database | No | No impact |

| Data Type | Deployment Alias | Category | A | S |
|----------------------------------|---------------------------|----------|-----|----------------|
| | | | | |
| Predefined Query | PDQ | Database | No | No impact |
| Price List | PriceList | Database | Yes | No impact |
| Product Catalog | ProductCatalog | Database | No | No impact |
| Product Feature | ProdFeature | Database | No | No impact |
| Product Line | ProdLine | Database | No | No impact |
| Products | ProductData | Database | No | No impact |
| Promotion | Promotion | Database | No | No impact |
| Proposal Template | Proposal Template | Database | No | No impact |
| Responsibility | Responsibility | Database | No | No impact |
| <i>Run-Time Business Service</i> | Run-Time Business Service | Database | No | No impact |
| SmartScript | SmartScript | Database | Yes | No impact |
| SSO System | SSO System | Database | No | User reconnect |
| State Model | StateModel | Database | No | No impact |
| Symbolic URL | Symbolic URL | Database | No | User reconnect |
| <i>UI Theme</i> | UIThemeMapping | Database | No | No impact |
| User List | UserList | Database | No | No impact |
| View | View | Database | No | No impact |
| Volume Discount | VolumeDiscount | Database | Yes | No impact |
| Web Application | Web Application | Database | No | No impact |
| Web Service - Inbound | Web Service - Inbound | Database | Yes | No impact |
| Web Service - Outbound | Web Service - Outbound | Database | Yes | No impact |

| Data Type | Deployment Alias | Category | A | S |
|---------------------------|----------------------|----------|-----|-------------------|
| | | | | |
| Workflow Action Type | Workflow Action Type | Database | Yes | No impact |
| Workflow Group | Workflow Group | Database | Yes | No impact |
| <i>Workflow Policy</i> | Workflow Policy | Database | Yes | No impact |
| Workload Rule | Workload Rule | Database | No | No impact |
| <i>Workspace Projects</i> | Workspace Projects | Database | No | Manual activation |

About the Siebel ADM Data Type Dependency Table

This topic describes the column headings in the table in *Siebel ADM Data Type Dependencies* that provide general information about deployment dependencies of individual Siebel Application Deployment Manager (ADM) data types. For information about how to use this information during the ADM packaging and deployment phases, see *How to Use This Appendix*.

- **Data Type.** The ADM data type of interest. For more information about this data type, see *Summary of Siebel ADM Data Types*. Some of the listed data types are linked to subtopics in *Siebel ADM Data Type Details*, where more information can be found.
- **Run-Time Customization Dependency.** The names of objects that must exist before the specific data type item can be imported. (This dependency relates to deployment and not to the functionality itself.)
- **Repository Item Dependency.** The names of repository objects that must exist before the specific data type item can be imported. (This dependency relates to deployment and not to the functionality itself.)
- **Runtime Repository Dependency.** Describes if there are any Siebel Runtime Repository dependencies for the specific data type before deploying ADM data types.

Siebel ADM Data Type Dependencies

The following table presents deployment dependency data for each of the supported Siebel Application Deployment Manager (ADM) data types. For more information about each of the column headings, see *About the Siebel ADM Data Type Dependency Table*.

| Data Type | Run-Time Customization Dependency | Repository Item Dependency | Runtime Repository |
|------------------------------------|-------------------------------------|----------------------------|--------------------|
| Access Controlled Business Service | Business Services, Responsibilities | None | None |

| Data Type | Run-Time Customization Dependency | Repository Item Dependency | Runtime Repository |
|---------------------------------------|--|----------------------------|---------------------------------------|
| Access Controlled Task | Tasks, Responsibilities | None | None |
| Access Group | User lists | None | None |
| Account Promotion | Products, Promotions | None | None |
| ADM Abs Admin Service Region | Not applicable | Not applicable | Not applicable |
| ADM Abs Admin Time Window Map | Not applicable | Not applicable | Not applicable |
| ADM Comm Inbound Group | Not applicable | Not applicable | Not applicable |
| ADM CommSrv CM Adapter Administration | Not applicable | Not applicable | Not applicable |
| ADM Project | Data types | None | None |
| ADM Search Category Available Flds | None | Business components | Integration object and content object |
| ADM Search Connector | None | Business components | Integration object and content object |
| ADM Search Engine | None | Business components | Integration object and content object |
| ADM Search Parent Category | None | Business components | Integration object and content object |
| ADM Shift Exception | Not applicable | Not applicable | Not applicable |
| ADM Shift Schedule | Not applicable | Not applicable | Not applicable |
| Aggregate Discounts | Products | None | None |
| Aggregate Discount Sequence | Aggregate Discounts | None | None |
| Assignment Group | None | Assignment Object | None |
| Assignment Rule | None | Assignment Object | None |
| Attribute Adjustments | Product Class, Product Attributes, Variable Maps | None | None |

| Data Type | Run-Time Customization Dependency | Repository Item Dependency | Runtime Repository |
|--|---|---------------------------------------|---------------------------------------|
| | | | |
| Audit Trail Admin | None | None | None |
| Business Rule | None | None | None |
| Content Fixup | None | None | None |
| Correspondence Template | Microsoft Word document files | Business components | Integration object and content object |
| Cost List | Products | None | None |
| Data Map | None | Business objects, business components | None |
| Discount Matrices | Product, Volume Discount, Attribute Adjustments, Product Class, Product Lines | None | None |
| Divisions | Organizations | None | None |
| EAI Data Map | None | None | Integration object |
| EAI Dispatch Service Rule Set | None | None | None |
| ExpLOV: Expense Type LOV | None | None | Integration object |
| ExpType: Expense Type | List of Values | None | Integration object |
| Fund | Period | None | None |
| Host Table | None | None | None |
| iHelp | Access Groups, Responsibilities | None | Screens |
| iHelp - Header | Access Groups, Responsibilities | None | Screens |
| <i>List of Values</i> | None | None | None |
| Message Types, Administration - Order Management | None | None | None |

| Data Type | Run-Time Customization Dependency | Repository Item Dependency | Runtime Repository |
|-------------------------------------|--|---|---------------------------------------|
| | | | |
| Organizations | None | None | None |
| <i>Personalization - Actions</i> | None | None | None |
| Personalization - Applets | None | None | None |
| <i>Personalization - Event Defs</i> | Depends on personalization profile attributes (can be set at run-time) | None | None |
| Personalization - Events | Depends on personalization profile attributes (can be set at run-time) | None | None |
| <i>Personalization - Rules</i> | Depends on personalization profile attributes (can be set at run-time) | None | None |
| Personalization - Views | None | None | None |
| Positions | Organizations, Divisions | None | None |
| Predefined Query | None | None | None |
| Price List | Products, Volume Discounts, Attribute Adjustments | None | None |
| Product Catalog | Catalog Category, Products, Access Group | None | None |
| Product Feature | Product Line | None | None |
| Product Line | Products | None | None |
| Products | Product Line, Product Class | None | None |
| Promotion | None | None | None |
| Proposal Template | Microsoft Word files, other literature files | Applet repository data, business components | Integration object and content object |
| Responsibility | Views | None | Views being deployed |

| Data Type | Run-Time Customization Dependency | Repository Item Dependency | Runtime Repository |
|---------------------------|--|----------------------------|--|
| <i>SmartScript</i> | None | None | Any references to custom objects |
| SSO System | Symbolic URL | None | None |
| State Model | List of Values | None | None |
| Symbolic URL | Web Application Administration, Host Administration, Fixup Administration | None | Target of the symbolic URL does not display unless the symbolic URL name is used as a calculated field value on the underlying business component. |
| <i>UI Theme</i> | None | None | None |
| User List | Responsibility and View | None | None |
| View | None | None | Views being deployed |
| Volume Discount | None | None | None |
| Web Application | None | None | None |
| Web Service - Inbound | None | None | Business Service |
| Web Service - Outbound | None | None | Business Service |
| Web Template | None | None | None |
| Workflow Action Type | None | None | None |
| Workflow Group | None | None | None |
| <i>Workflow Policy</i> | None | None | None |
| Workload Rule | None | Assignment object | None |
| <i>Workspace Projects</i> | None | None | None |

Siebel ADM Data Type Details

The Siebel Application Deployment Manager (ADM) deployment process can vary somewhat, or have limitations or configurations associated with it, depending on the data type selected for migration. Review the following subset of data types for further details to configure or to take into account during ADM deployment and activation.

You can create hierarchy for any objects that you migrate using ADM. If your data type is close to a standard data type, then you can create a new data type. To do this, navigate to the Application Deployment Manager screen, then the Data Type Details view. Select the existing data type, choose Copy Record, and then modify the new data type record.

For example, the AssignRule data type has a child type Workload Rule. If the assignment rule does not have a workload rule, then this data type cannot be used to deploy assignment rules. You can create a new ADM data type by copying the AssignRule data type and giving it a different name. After creating the new data type, delete its child data type Workflow Rule. To do this, navigate to the Application Deployment Manager screen, then the Data Type Explorer view. In general, it is recommended not to modify the standard data type.

The following ADM data types are some of those that have additional ADM details:

- *List of Values.*
- *Organizations, Divisions, and Positions.*
- *Personalization - Actions.*
- *Personalization - Event Defs.*
- *Personalization - Rules.*
- *Run-Time Business Service.*
- *SmartScript.* See also *Validating the SmartScript Data Type.*
- *UI Theme.*
- *Workflow Policy.*
- *Workspace Projects.*

List of Values

The List of Values (LOV) data type has the following behavior when deployed using ADM: the hierarchy in the List of Values Explorer view is different from the hierarchy in the List of Values list view. The List of Values Explorer view defines relations between different LOV types. To define relations within the same LOV type, use the Parent LIC field in the List of Values list view instead.



Note: Hierarchical LOV data for the same LOV type that is defined in the List of Values Explorer view cannot be migrated using ADM. An error is generated during data export in this case.

Organizations, Divisions, and Positions

Organizations, divisions, and positions are implemented as a hierarchy as follows:

Organizations
Divisions

Positions

You cannot implement divisions without first implementing organizations. Similarly, you cannot implement positions without implementing organizations first and then divisions.

Personalization - Actions

The Personalization - Actions data type has the following behavior when deployed using ADM: this data type is imported together with, but before, the Personalization - Events data type. Both data types require the same activation and restore activation, which are defined only for Personalization - Events.

Personalization - Event Defs

The Personalization - Events Def data type has the following behavior when deployed using ADM: this data type is imported together with, but before, the Personalization - Events data type. Both data types require the same activation and restore activation, which are defined only for Personalization - Events.

Personalization - Rules

The Personalization - Rules data type has the following behavior when deployed using ADM: this data type is imported together with, but before, the Personalization - Applets data type. Both data types require the same activation and restore activation, which are defined only for Personalization - Applets.

Run-Time Business Service

The Run-Time Business Service data type has the following condition when packaging this data with ADM: the Run-Time Business Service data is only allowed in Synchronize deployment mode.

SmartScript

The SmartScript data type has the following limitations when deploying with ADM:

- The new version of existing SmartScripts are activated when all users have stopped using the old version.
- Make sure SmartScripts deployed using ADM are valid. For information about how to validate SmartScripts, see *Validating the SmartScript Data Type*.

Validating the SmartScript Data Type

SmartScripts deployed using ADM must be valid. If you export unverified SmartScripts, then the generated XML file is incorrect. For more information about SmartScripts, see *Siebel SmartScript Administration Guide*.

To validate SmartScripts

1. Navigate to the Administration - SmartScript screen, then the Scripts view. Select a SmartScript.
2. From the Menu button, select Verify.
3. The wizard starts and displays the Verify Intro view.

For more information about this task, see *Siebel SmartScript Administration Guide*.

UI Theme

The following task describes how to access the UI Theme data type when packaging it with ADM.

To access the UI Theme data type when packaging it with ADM

- Click the UI Themes data type link from the Deployment Projects, Data Type list to display the ISS Product Administration View.

From this view, you can access UI Theme records in the pick applets of the Base Theme or Product Theme fields in the Administration - Product screen, User Interface list applet.

Workflow Policy

The Workflow Policy data type requires additional attention when activating it after an ADM deployment. Perform the following task to make sure that additional configurations are satisfied.

To make sure that the Workflow Policy data type is ready for activation

1. Make sure that the Workflow Management (alias Workflow) component group is enabled. For information about this procedure, see *Siebel System Administration Guide*.
2. Update the following parameters for the Generate Triggers (alias GenTrig) server component:
 - PrivUserName to Table Owner Name (for example, SIEBEL)
 - PrivUserPass to table password (for example, db2)



Note: PrivUserName is the Table Owner Name.

3. Update the named subsystem **ADMJavaSubsys**:
 - Navigate to the Administration - Server Configuration screen, then Enterprises, and then the Profile Configuration view.
 - In the Profiles list, select **ADMJavaSubsys**.
 - In the Profile Parameters list, select the **JVM classpath** parameter, and add **siebelmgrclient.jar** to the class path.



Note: The number of characters in the class path must not exceed 100 characters.

4. Synchronize the batch server component Application Deployment Manager Processor (ADMPProc).

For information about this task, see *Siebel System Administration Guide*.

5. Make sure that the Workflow Policy Activation Server (WfPolicyActSrvr) in the ADM enterprise profile is the name of the correct server.
6. Restart Oracle's Siebel Server.

Workspace Projects

The Workspace Projects data type has the following variations to general ADM deployment behavior:

- The deployment mode selection in the ADM Deployment Project view is set to custom for Workspace Projects, because this data type implements its own migration method (similar to synchronize) to make sure that the entire Workspace Project is fully migrated.
- The Workspace Project data type has its own syntax for the deployment filter field:

```
[Name] = "Any joint workspace name" [Full] = "Y/N"
```

where:

- [Name] is required.
- [Full] is optional. The filter field defaults to N if no value is specified.

The optional Y or N flag indicates a full structure export or single object export for the objects that are included in the Workspace Project. In other words, Y indicates a full structure export, and N indicates a single object export.

For example, if a Workspace Project named Vehicle Products includes a Product called Car, then if [Full] is set to Y, then the associated product attributes like colors, options, accessories, and so on, are also exported, but if set to N, then they are not exported. Also, only one Workspace Project name can be specified in the filter and be exported for each entry.

7 Siebel ADM Support for Additional Data Types

Siebel ADM Support for Additional Data Types

This chapter provides data type attributes for use in extending Siebel Application Deployment Manager (ADM) to support additional database data types for deployment. The ADM data types described in this chapter represent Oracle's Siebel CRM customizations that are available for migration. This chapter has the following topics:

- [Data Type Attributes for Adding New Siebel ADM Data Types](#)

See also [Siebel ADM Supported Data Types](#)

Data Type Attributes for Adding New Siebel ADM Data Types

This topic contains data type attributes that you can use when adding new Siebel Application Deployment Manager (ADM) data types for deployment. This topic includes information for the following ADM data types:

| | |
|---|---|
| <i>Access Controlled Business Service Database Data Type</i> | <i>JointWorkspace (Workspace Projects) Database Data Type</i> |
| <i>Access Controlled Task Database Data Type</i> | <i>LOV (List of Values) Database Data Type</i> |
| <i>AccessGroup Database Data Type</i> | <i>MessageType Database Data Type</i> |
| <i>AccntPromo Database Data Type</i> | <i>PDQ (Predefined Query) Database Data Type</i> |
| <i>ADM Abs Admin Service Region Database Data Type</i> | <i>Personalization - Actions Database Data Type</i> |
| <i>ADM Abs Admin Time Window Map Database Data Type</i> | <i>Personalization - Applets Database Data Type</i> |
| <i>ADM Comm Inbound Group Database Data Type</i> | <i>Personalization - Event Defs Database Data Type</i> |
| <i>ADM CommSrv CM Adapter Administration Database Data Type</i> | <i>Personalization - Events Database Data Type</i> |

| | |
|--|---|
| <i>ADM Project Database Data Type</i> | <i>Personalization - Rules Database Data Type</i> |
| <i>ADM Search Category Available Flds Database Data Type</i> | <i>Personalization - Views Database Data Type</i> |
| <i>ADM Search Connector Database Data Type</i> | <i>PriceList Database Data Type</i> |
| <i>ADM Search Engine Database Data Type</i> | <i>ProdFeature Database Data Type</i> |
| <i>ADM Search Parent Category Database Data Type</i> | <i>ProdLine Database Data Type</i> |
| <i>ADM Shift Exception Database Data Type</i> | <i>ProductCatalog Database Data Type</i> |
| <i>ADM Shift Schedule Database Data Type</i> | <i>ProductData Database Data Type</i> |
| <i>AggrDiscount Database Data Type</i> | <i>Promotion Database Data Type</i> |
| <i>AggrDiscSeq Database Data Type</i> | <i>Proposal Template Database Data Type</i> |
| <i>AssignGroup Database Data Type</i> | <i>Responsibility Database Data Type</i> |
| <i>AssignRule Database Data Type</i> | <i>SmartScript Database Data Type</i> |
| <i>AttrAdjustments Database Data Type</i> | <i>StateModel Database Data Type</i> |
| <i>Audit Trail Admin Database Data Type</i> | <i>Symbolic URL Database Data Type</i> |
| <i>Business Rule Database Data Type</i> | <i>UIThemeMapping Database Data Type</i> |
| <i>Content Fixup Database Data Type</i> | <i>UserList Database Data Type</i> |
| <i>Correspondence Template Database Data Type</i> | <i>View Database Data Type</i> |
| <i>CostList Database Data Type</i> | <i>VolumeDiscount Database Data Type</i> |
| <i>DataMapObject Database Data Type</i> | <i>Web Application Database Data Type</i> |
| <i>Discount and EC Matrix Database Data Type</i> | <i>Web Service - Inbound Database Data Type</i> |
| <i>EAI Data Map Database Data Type</i> | <i>Web Service - Outbound Database Data Type</i> |

| | |
|---|--|
| <i>EAI Dispatch Service Rule Set Database Data Type</i> | <i>Workflow Action Type Database Data Type</i> |
| <i>ExpLOV Database Data Type</i> | <i>Workflow Group Database Data Type</i> |
| <i>ExpType Database Data Type</i> | <i>Workflow Policy Database Data Type</i> |
| <i>Fund Database Data Type</i> | <i>Workload Rule Database Data Type</i> |
| <i>Host Table Database Data Type</i> | |
| <i>iHelp Database Data Type</i> | |
| <i>iHelp - Header Database Data Type</i> | |

Access Controlled Business Service Database Data Type

Attributes for the Access Controlled Business Service database data type can be used toward adding new Application Deployment Manager (ADM) data types for deployment. For a list of the Access Controlled Business Service data type attributes, see the following table. For more information about this data type, see *Siebel ADM Supported Data Types*.

| Data Type Attribute | Access Controlled Business Service |
|---|--|
| Parent Data Type | Not applicable |
| Registry Parameters | None |
| Enterprise Profile Parameters | None |
| Backup Method | EAI |
| Deploy Method | EAI |
| Deploy Validation Method | Method=CheckSchemaVersion |
| Activate Method | Business service=Access Controlled BS Cache Clear Service; Method=Activate |
| Activate Validation Method | Not applicable |
| Steps Automated by Activate or Restore Activate Methods | None |
| Restore Method | EAI |

| Data Type Attribute | Access Controlled Business Service |
|------------------------------------|---|
| | |
| Delete New Objects Parameter | Yes |
| Restore Activate Method | Business service=Access Controlled BS Cache Clear Service; Method=RestoreActivate |
| Restore Activate Validation Method | Not applicable |
| Max Units Per Package | No limit |
| Manual Steps | User reconnect to see changes |
| Additional Downtime Impact | None |
| Deployment Prerequisites | None |
| Notes | None |

Access Controlled Task Database Data Type

Attributes for the Access Controlled Task database data type can be used toward adding new Application Deployment Manager (ADM) data types for deployment. For a list of the Access Controlled Task data type attributes, see the following tables. For more information about this data type, see *Siebel ADM Supported Data Types*.

| Data Type Attribute | Access Controlled Task |
|-------------------------------|--|
| Parent Data Type | Not applicable |
| Registry Parameters | None |
| Enterprise Profile Parameters | None |
| Backup Method | EAI |
| Deploy Method | EAI |
| Deploy Validation Method | Method=CheckSchemaVersion |
| Activate Method | Business service=Access Controlled Task Cache Clear Service; Method=Activate |
| Activate Validation Method | Not applicable |

| Data Type Attribute | Access Controlled Task |
|---|---|
| Steps Automated by Activate or Restore Activate Methods | None |
| Restore Method | EAI |
| Delete New Objects Parameter | Yes |
| Restore Activate Method | Business service=Access Controlled Task Cache Clear Service; Method=RestoreActivate |
| Restore Activate Validation Method | Not applicable |
| Max Units Per Package | No limit |
| Manual Steps | User reconnect to see changes |
| Additional Downtime Impact | None |
| Deployment Prerequisites | None |
| Notes | None |

AccessGroup Database Data Type

Attributes for the AccessGroup database data type can be used toward adding new Application Deployment Manager (ADM) data types for deployment. For a list of the AccessGroup data type attributes, see the following table. For more information about this data type, see *Siebel ADM Supported Data Types*.

| Data Type Attribute | AccessGroup |
|-------------------------------|----------------|
| Parent Data Type | Not applicable |
| Registry Parameters | None |
| Enterprise Profile Parameters | None |
| Backup Method | EAI |
| Deploy Method | EAI |

| Data Type Attribute | AccessGroup |
|---|---------------------------|
| Deploy Validation Method | Method=CheckSchemaVersion |
| Activate Method | Not applicable |
| Activate Validation Method | Not applicable |
| Steps Automated by Activate or Restore Activate Methods | None |
| Restore Method | EAI |
| Delete New Objects Parameter | Yes |
| Restore Activate Method | Not applicable |
| Restore Activate Validation Method | Not applicable |
| Max Units Per Package | No limit |
| Manual Steps | None |
| Additional Downtime Impact | None |
| Deployment Prerequisites | None |
| Notes | None |

AccntPromo Database Data Type

Attributes for the AccntPromo database data type can be used toward adding new Application Deployment Manager (ADM) data types for deployment. For a list of the AccntPromo data type attributes, see the following table. For more information about this data type, see *Siebel ADM Supported Data Types*.

| Data Type Attribute | AccntPromo |
|-------------------------------|----------------|
| Parent Data Type | Not applicable |
| Registry Parameters | None |
| Enterprise Profile Parameters | None |

| Data Type Attribute | AccntPromo |
|---|---------------------------|
| | |
| Backup Method | EAI |
| Deploy Method | EAI |
| Deploy Validation Method | Method=CheckSchemaVersion |
| Activate Method | Not applicable |
| Activate Validation Method | Not applicable |
| Steps Automated by Activate or Restore Activate Methods | None |
| Restore Method | EAI |
| Delete New Objects Parameter | Yes |
| Restore Activate Method | Not applicable |
| Restore Activate Validation Method | Not applicable |
| Max Units Per Package | No limit |
| Manual Steps | None |
| Additional Downtime Impact | None |
| Deployment Prerequisites | None |
| Notes | None |

ADM Abs Admin Service Region Database Data Type

Attributes for the ADM Abs Admin Service Region database data type can be used toward adding new Application Deployment Manager (ADM) data types for deployment. For a list of the ADM Abs Admin Service Region data type attributes, see the following table. For more information about this data type, see *Siebel ADM Supported Data Types*.

| Data Type Attribute | ADM Abs Admin Service Region |
|---|------------------------------|
| Parent Data Type | Not applicable |
| Registry Parameters | None |
| Enterprise Profile Parameters | None |
| Backup Method | EAI |
| Deploy Method | EAI |
| Deploy Validation Method | Method=CheckSchemaVersion |
| Activate Method | Not applicable |
| Activate Validation Method | Not applicable |
| Steps Automated by Activate or Restore Activate Methods | None |
| Restore Method | EAI |
| Delete New Objects Parameter | Yes |
| Restore Activate Method | Not applicable |
| Restore Activate Validation Method | Not applicable |
| Max Units Per Package | No limit |
| Manual Steps | None |
| Additional Downtime Impact | None |
| Deployment Prerequisites | None |
| Notes | None |

ADM Abs Admin Time Window Map Database Data Type

Attributes for the ADM Abs Admin Time Window Map database data type can be used toward adding new Application Deployment Manager (ADM) data types for deployment. For a list of the ADM Abs Admin Time Window Map data type attributes, see the following table. For more information about this data type, see *Siebel ADM Supported Data Types*.

| Data Type Attribute | ADM Abs Admin Time Window Map |
|---|-------------------------------|
| Parent Data Type | Not applicable |
| Registry Parameters | None |
| Enterprise Profile Parameters | None |
| Backup Method | EAI |
| Deploy Method | EAI |
| Deploy Validation Method | Method=CheckSchemaVersion |
| Activate Method | Not applicable |
| Activate Validation Method | Not applicable |
| Steps Automated by Activate or Restore Activate Methods | None |
| Restore Method | EAI |
| Delete New Objects Parameter | Yes |
| Restore Activate Method | Not applicable |
| Restore Activate Validation Method | Not applicable |
| Max Units Per Package | No limit |
| Manual Steps | None |
| Additional Downtime Impact | None |
| Deployment Prerequisites | None |

| Data Type Attribute | ADM Abs Admin Time Window Map |
|---------------------|-------------------------------|
| Notes | None |

ADM Comm Inbound Group Database Data Type

Attributes for the ADM Comm Inbound Group database data type can be used toward adding new Application Deployment Manager (ADM) data types for deployment. For a list of the ADM Comm Inbound Group data type attributes, see the following table. For more information about this data type, see [Siebel ADM Supported Data Types](#).

| Data Type Attribute | ADM Comm Inbound Group |
|---|---------------------------|
| Parent Data Type | Not applicable |
| Registry Parameters | None |
| Enterprise Profile Parameters | None |
| Backup Method | EAI |
| Deploy Method | EAI |
| Deploy Validation Method | Method=CheckSchemaVersion |
| Activate Method | Not applicable |
| Activate Validation Method | Not applicable |
| Steps Automated by Activate or Restore Activate Methods | None |
| Restore Method | EAI |
| Delete New Objects Parameter | Yes |
| Restore Activate Method | Not applicable |
| Restore Activate Validation Method | Not applicable |
| Max Units Per Package | No limit |

| Data Type Attribute | ADM Comm Inbound Group |
|----------------------------|------------------------|
| Manual Steps | None |
| Additional Downtime Impact | None |
| Deployment Prerequisites | None |
| Notes | None |

ADM CommSrv CM Adapter Administration Database Data Type

Attributes for the ADM CommSrv CM Adapter Administration database data type can be used toward adding new Application Deployment Manager (ADM) data types for deployment. For a list of the ADM CommSrv CM Adapter Administration data type attributes, see the following table. For more information about this data type, see *Siebel ADM Supported Data Types*.

| Data Type Attribute | ADM CommSrv CM Adapter Administration |
|---|---------------------------------------|
| Parent Data Type | Not applicable |
| Registry Parameters | None |
| Enterprise Profile Parameters | None |
| Backup Method | EAI |
| Deploy Method | EAI |
| Deploy Validation Method | Method=CheckSchemaVersion |
| Activate Method | Not applicable |
| Activate Validation Method | Not applicable |
| Steps Automated by Activate or Restore Activate Methods | None |
| Restore Method | EAI |
| Delete New Objects Parameter | Yes |

| Data Type Attribute | ADM CommSrv CM Adapter Administration |
|------------------------------------|---------------------------------------|
| Restore Activate Method | Not applicable |
| Restore Activate Validation Method | Not applicable |
| Max Units Per Package | No limit |
| Manual Steps | None |
| Additional Downtime Impact | None |
| Deployment Prerequisites | None |
| Notes | None |

ADM Project Database Data Type

Attributes for the ADM Project database data type can be used toward adding new Application Deployment Manager (ADM) data types for deployment. For a list of the ADM Project data type attributes, see the following table. For more information about this data type, see *Siebel ADM Supported Data Types*.

| Data Type Attribute | ADM Project |
|---|---------------------------|
| Parent Data Type | Not applicable |
| Registry Parameters | None |
| Enterprise Profile Parameters | None |
| Backup Method | EAI |
| Deploy Method | EAI |
| Deploy Validation Method | Method=CheckSchemaVersion |
| Activate Method | Not applicable |
| Activate Validation Method | Not applicable |
| Steps Automated by Activate or Restore Activate Methods | None |

| Data Type Attribute | ADM Project |
|------------------------------------|--|
| | |
| Restore Method | EAI |
| Delete New Objects Parameter | Yes |
| Restore Activate Method | Not applicable |
| Restore Activate Validation Method | Not applicable |
| Max Units Per Package | No limit |
| Manual Steps | None |
| Additional Downtime Impact | None |
| Deployment Prerequisites | All data types included in the exported project must exist on the target system. |
| Notes | None |

ADM Search Category Available Flds Database Data Type

Attributes for the ADM Search Category Available Flds database data type can be used toward adding new Application Deployment Manager (ADM) data types for deployment. For a list of the ADM Search Category Available Flds data type attributes, see the following table. For more information about this data type, see *Siebel ADM Supported Data Types*.

| Data Type Attribute | ADM Search Category Available Flds |
|-------------------------------|------------------------------------|
| Parent Data Type | ADM Search Parent Category |
| Registry Parameters | None |
| Enterprise Profile Parameters | None |
| Backup Method | EAI |
| Deploy Method | EAI |
| Deploy Validation Method | Method=CheckSchemaVersion |
| Activate Method | Not applicable |

| Data Type Attribute | ADM Search Category Available Flds |
|---|---|
| | |
| Activate Validation Method | Not applicable |
| Steps Automated by Activate or Restore Activate Methods | None |
| Restore Method | EAI |
| Delete New Objects Parameter | Yes |
| Restore Activate Method | Not applicable |
| Restore Activate Validation Method | Not applicable |
| Max Units Per Package | No limit |
| Manual Steps | None |
| Additional Downtime Impact | None |
| Deployment Prerequisites | ADM, Workflow, and EAI components must be enabled on the target server. |
| Notes | None |

ADM Search Connector Database Data Type

Attributes for the ADM Search Connector database data type can be used toward adding new Application Deployment Manager (ADM) data types for deployment. For a list of the ADM Search Connector data type attributes, see the following table. For more information about this data type, see *Siebel ADM Supported Data Types*.

| Data Type Attribute | ADM Search Connector |
|-------------------------------|----------------------|
| Parent Data Type | Not applicable |
| Registry Parameters | None |
| Enterprise Profile Parameters | None |
| Backup Method | EAI |

| Data Type Attribute | ADM Search Connector |
|---|---|
| Deploy Method | EAI |
| Deploy Validation Method | Method=CheckSchemaVersion |
| Activate Method | Not applicable |
| Activate Validation Method | Not applicable |
| Steps Automated by Activate or Restore Activate Methods | None |
| Restore Method | EAI |
| Delete New Objects Parameter | Yes |
| Restore Activate Method | Not applicable |
| Restore Activate Validation Method | Not applicable |
| Max Units Per Package | No limit |
| Manual Steps | None |
| Additional Downtime Impact | None |
| Deployment Prerequisites | ADM, Workflow, and EAI components must be enabled on the target server. |
| Notes | None |

ADM Search Engine Database Data Type

Attributes for the ADM Search Engine database data type can be used toward adding new Application Deployment Manager (ADM) data types for deployment. For a list of the ADM Search Engine data type attributes, see the following table. For more information about this data type, see *Siebel ADM Supported Data Types*.

| Data Type Attribute | ADM Search Engine |
|---------------------|----------------------|
| Parent Data Type | ADM Search Connector |
| Registry Parameters | None |

| Data Type Attribute | ADM Search Engine |
|---|---|
| | |
| Enterprise Profile Parameters | None |
| Backup Method | EAI |
| Deploy Method | EAI |
| Deploy Validation Method | Method=CheckSchemaVersion |
| Activate Method | Not applicable |
| Activate Validation Method | Not applicable |
| Steps Automated by Activate or Restore Activate Methods | None |
| Restore Method | EAI |
| Delete New Objects Parameter | Yes |
| Restore Activate Method | Not applicable |
| Restore Activate Validation Method | Not applicable |
| Max Units Per Package | No limit |
| Manual Steps | None |
| Additional Downtime Impact | None |
| Deployment Prerequisites | ADM, Workflow, and EAI components must be enabled on the target server. |
| Notes | None |

ADM Search Parent Category Database Data Type

Attributes for the ADM Search Parent Category database data type can be used toward adding new Application Deployment Manager (ADM) data types for deployment. For a list of the ADM Search Parent Category data type attributes, see the following table. For more information about this data type, see *Siebel ADM Supported Data Types*.

| Data Type Attribute | ADM Search Parent Category |
|---|---|
| Parent Data Type | Not applicable |
| Registry Parameters | None |
| Enterprise Profile Parameters | None |
| Backup Method | EAI |
| Deploy Method | EAI |
| Deploy Validation Method | Method=CheckSchemaVersion |
| Activate Method | Not applicable |
| Activate Validation Method | Not applicable |
| Steps Automated by Activate or Restore Activate Methods | None |
| Restore Method | EAI |
| Delete New Objects Parameter | Yes |
| Restore Activate Method | Not applicable |
| Restore Activate Validation Method | Not applicable |
| Max Units Per Package | No limit |
| Manual Steps | None |
| Additional Downtime Impact | None |
| Deployment Prerequisites | ADM, Workflow, and EAI components must be enabled on the target server. |
| Notes | None |

ADM Shift Exception Database Data Type

Attributes for the ADM Shift Exception database data type can be used toward adding new Application Deployment Manager (ADM) data types for deployment. For a list of the ADM Shift Exception data type attributes, see the following table. For more information about this data type, see *Siebel ADM Supported Data Types*.

| Data Type Attribute | ADM Shift Exception |
|---|---------------------------|
| Parent Data Type | Not applicable |
| Registry Parameters | None |
| Enterprise Profile Parameters | None |
| Backup Method | EAI |
| Deploy Method | EAI |
| Deploy Validation Method | Method=CheckSchemaVersion |
| Activate Method | Not applicable |
| Activate Validation Method | Not applicable |
| Steps Automated by Activate or Restore Activate Methods | None |
| Restore Method | EAI |
| Delete New Objects Parameter | Yes |
| Restore Activate Method | Not applicable |
| Restore Activate Validation Method | Not applicable |
| Max Units Per Package | No limit |
| Manual Steps | None |
| Additional Downtime Impact | None |
| Deployment Prerequisites | None |

| Data Type Attribute | ADM Shift Exception |
|---------------------|---------------------|
| Notes | None |

ADM Shift Schedule Database Data Type

Attributes for the ADM Shift Schedule database data type can be used toward adding new Application Deployment Manager (ADM) data types for deployment. For a list of the ADM Shift Schedule data type attributes, see the following table. For more information about this data type, see *Siebel ADM Supported Data Types*.

| Data Type Attribute | ADM Shift Schedule |
|---|---------------------------|
| Parent Data Type | Not applicable |
| Registry Parameters | None |
| Enterprise Profile Parameters | None |
| Backup Method | EAI |
| Deploy Method | EAI |
| Deploy Validation Method | Method=CheckSchemaVersion |
| Activate Method | Not applicable |
| Activate Validation Method | Not applicable |
| Steps Automated by Activate or Restore Activate Methods | None |
| Restore Method | EAI |
| Delete New Objects Parameter | Yes |
| Restore Activate Method | Not applicable |
| Restore Activate Validation Method | Not applicable |
| Max Units Per Package | No limit |

| Data Type Attribute | ADM Shift Schedule |
|----------------------------|--------------------|
| Manual Steps | None |
| Additional Downtime Impact | None |
| Deployment Prerequisites | None |
| Notes | None |

AggrDiscount Database Data Type

Attributes for the AggrDiscount database data type can be used toward adding new Application Deployment Manager (ADM) data types for deployment. For a list of the AggrDiscount data type attributes, see the following table. For more information about this data type, see *Siebel ADM Supported Data Types*.

| Data Type Attribute | AggrDiscount |
|---|---|
| Parent Data Type | AggrDiscSeq |
| Registry Parameters | None |
| Enterprise Profile Parameters | None |
| Backup Method | EAI |
| Deploy Method | EAI |
| Deploy Validation Method | Method=CheckSchemaVersion |
| Activate Method | Business service=ADM on Aggregate Discount; Method=Activate |
| Activate Validation Method | Not applicable |
| Steps Automated by Activate or Restore Activate Methods | Clear cache |
| Restore Method | EAI |
| Delete New Objects Parameter | Yes |
| Restore Activate Method | Business service=ADM on Aggregate Discount; Method=Activate |

| Data Type Attribute | AggrDiscount |
|------------------------------------|----------------|
| | |
| Restore Activate Validation Method | Not applicable |
| Max Units Per Package | No limit |
| Manual Steps | None |
| Additional Downtime Impact | None |
| Deployment Prerequisites | None |
| Notes | None |

AggrDiscSeq Database Data Type

Attributes for the AggrDiscSeq database data type can be used toward adding new Application Deployment Manager (ADM) data types for deployment. For a list of the AggrDiscSeq data type attributes, see the following table. For more information about this data type, see *Siebel ADM Supported Data Types*.

| Data Type Attribute | AggrDiscSeq |
|---|--|
| Parent Data Type | Not applicable |
| Registry Parameters | None |
| Enterprise Profile Parameters | None |
| Backup Method | EAI |
| Deploy Method | EAI |
| Deploy Validation Method | Method=CheckSchemaVersion |
| Activate Method | Business service=ADM on Aggregate Discount Sequence; Method=Activate |
| Activate Validation Method | Not applicable |
| Steps Automated by Activate or Restore Activate Methods | Clear cache |

| Data Type Attribute | AggrDiscSeq |
|------------------------------------|--|
| Restore Method | EAI |
| Delete New Objects Parameter | Yes |
| Restore Activate Method | Business service=ADM on Aggregate Discount Sequence; Method=Activate |
| Restore Activate Validation Method | Not applicable |
| Max Units Per Package | No limit |
| Manual Steps | None |
| Additional Downtime Impact | None |
| Deployment Prerequisites | None |
| Notes | None |

AssignGroup Database Data Type

Attributes for the AssignGroup database data type can be used toward adding new Application Deployment Manager (ADM) data types for deployment. For a list of the AssignGroup data type attributes, see the following table. For more information about this data type, see *Siebel ADM Supported Data Types*.

| Data Type Attribute | AssignGroup |
|-------------------------------|---------------------------|
| Parent Data Type | Not applicable |
| Registry Parameters | None |
| Enterprise Profile Parameters | None |
| Backup Method | EAI |
| Deploy Method | EAI |
| Deploy Validation Method | Method=CheckSchemaVersion |
| Activate Method | Not applicable |

| Data Type Attribute | AssignGroup |
|---|---|
| Activate Validation Method | Not applicable |
| Steps Automated by Activate or Restore Activate Methods | None |
| Restore Method | EAI |
| Delete New Objects Parameter | Yes |
| Restore Activate Method | Not applicable |
| Restore Activate Validation Method | Not applicable |
| Max Units Per Package | No limit |
| Manual Steps | Click the Release button in the UI for the changes to be effective. |
| Additional Downtime Impact | None |
| Deployment Prerequisites | None |
| Notes | None |

AssignRule Database Data Type

Attributes for the AssignRule database data type can be used toward adding new Application Deployment Manager (ADM) data types for deployment. For a list of the AssignRule data type attributes, see the following table. For more information about this data type, see *Siebel ADM Supported Data Types*.

| Data Type Attribute | AssignRule |
|-------------------------------|----------------|
| Parent Data Type | Not applicable |
| Registry Parameters | None |
| Enterprise Profile Parameters | None |
| Backup Method | EAI |
| Deploy Method | EAI |

| Data Type Attribute | AssignRule |
|---|---|
| | |
| Deploy Validation Method | Method=CheckSchemaVersion |
| Activate Method | Not applicable |
| Activate Validation Method | Not applicable |
| Steps Automated by Activate or Restore Activate Methods | None |
| Restore Method | EAI |
| Delete New Objects Parameter | Yes |
| Restore Activate Method | Not applicable |
| Restore Activate Validation Method | Not applicable |
| Max Units Per Package | No limit |
| Manual Steps | Click the Release button in the UI for the changes to be effective. |
| Additional Downtime Impact | None |
| Deployment Prerequisites | None |
| Notes | This data type requires activation. |

AttrAdjustments Database Data Type

Attributes for the AttrAdjustments database data type can be used toward adding new Application Deployment Manager (ADM) data types for deployment. For a list of the AttrAdjustments data type attributes, see the following table. For more information about this data type, see *Siebel ADM Supported Data Types*.

| Data Type Attribute | AttrAdjustments |
|---------------------|-----------------|
| Parent Data Type | Not applicable |
| Registry Parameters | None |

| Data Type Attribute | AttrAdjustments |
|---|--|
| Enterprise Profile Parameters | None |
| Backup Method | EAI |
| Deploy Method | EAI |
| Deploy Validation Method | Method=CheckSchemaVersion |
| Activate Method | Business service=ADM on Attribute Adjustments; Method=Activate |
| Activate Validation Method | Not applicable |
| Steps Automated by Activate or Restore Activate Methods | Clear cache |
| Restore Method | EAI |
| Delete New Objects Parameter | Yes |
| Restore Activate Method | Business service=ADM on Attribute Adjustments; Method=Activate |
| Restore Activate Validation Method | Not applicable |
| Max Units Per Package | No limit |
| Manual Steps | None |
| Additional Downtime Impact | None |
| Deployment Prerequisites | None |
| Notes | None |

Audit Trail Admin Database Data Type

Attributes for the Audit Trail Admin database data type can be used toward adding new Application Deployment Manager (ADM) data types for deployment. For a list of the Audit Trail Admin data type attributes, see the following table. For more information about this data type, see *Siebel ADM Supported Data Types*.

| Data Type Attribute | Audit Trail Admin |
|---|---|
| Parent Data Type | Not applicable |
| Registry Parameters | None |
| Enterprise Profile Parameters | None |
| Backup Method | EAI |
| Deploy Method | EAI |
| Deploy Validation Method | Method=CheckSchemaVersion |
| Activate Method | Business service=Audit Trail Configuration Service; Method=UpdateAuditCache |
| Activate Validation Method | Not applicable |
| Steps Automated by Activate or Restore Activate Methods | None |
| Restore Method | EAI |
| Delete New Objects Parameter | Yes |
| Restore Activate Method | Business service=Audit Trail Configuration Service; Method=UpdateAuditCache |
| Restore Activate Validation Method | Not applicable |
| Max Units Per Package | No limit |
| Manual Steps | None |
| Additional Downtime Impact | None |
| Deployment Prerequisites | None |
| Notes | None |

Business Rule Database Data Type

Attributes for the Business Rule database data type can be used toward adding new Application Deployment Manager (ADM) data types for deployment. For a list of the Business Rule data type attributes, see the following table. For more information about this data type, see *Siebel ADM Supported Data Types*.

| Data Type Attribute | Business Rule |
|---|---|
| Parent Data Type | Not applicable |
| Registry Parameters | None |
| Enterprise Profile Parameters | None |
| Backup Method | Business service=Rule Runtime Administration; Method=Backup |
| Deploy Method | Business service=Rule Runtime Administration; Method=Deployment |
| Deploy Validation Method | Not applicable |
| Activate Method | Business service=Rule Runtime Administration; Method=Activate |
| Activate Validation Method | Not applicable |
| Steps Automated by Activate or Restore Activate Methods | None |
| Restore Method | Business service=Rule Runtime Administration; Method=Restore |
| Delete New Objects Parameter | Yes |
| Restore Activate Method | Not applicable |
| Restore Activate Validation Method | Not applicable |
| Max Units Per Package | No limit |
| Manual Steps | None |
| Additional Downtime Impact | None |
| Deployment Prerequisites | None |

| Data Type Attribute | Business Rule |
|---------------------|---------------|
| Notes | None |

Content Fixup Database Data Type

Attributes for the Content Fixup database data type can be used toward adding new Application Deployment Manager (ADM) data types for deployment. For a list of the Content Fixup data type attributes, see the following table. For more information about this data type, see *Siebel ADM Supported Data Types*.

| Data Type Attribute | Content Fixup |
|---|---------------------------|
| Parent Data Type | Symbolic URL |
| Registry Parameters | None |
| Enterprise Profile Parameters | None |
| Backup Method | EAI |
| Deploy Method | EAI |
| Deploy Validation Method | Method=CheckSchemaVersion |
| Activate Method | Not applicable |
| Activate Validation Method | Not applicable |
| Steps Automated by Activate or Restore Activate Methods | None |
| Restore Method | EAI |
| Delete New Objects Parameter | Yes |
| Restore Activate Method | Not applicable |
| Restore Activate Validation Method | Not applicable |
| Max Units Per Package | No limit |

| Data Type Attribute | Content Fixup |
|----------------------------|---------------|
| Manual Steps | None |
| Additional Downtime Impact | None |
| Deployment Prerequisites | None |
| Notes | None |

Correspondence Template Database Data Type

Attributes for the Correspondence Template database data type can be used toward adding new Application Deployment Manager (ADM) data types for deployment. For a list of the Correspondence Template data type attributes, see the following table. For more information about this data type, see *Siebel ADM Supported Data Types*.

| Data Type Attribute | Correspondence Template |
|---|---|
| Parent Data Type | Not applicable |
| Registry Parameters | None |
| Enterprise Profile Parameters | None |
| Backup Method | EAI |
| Deploy Method | BusinessService=ADM Service; MethodName=start |
| Deploy Validation Method | Method=CheckSchemaVersion |
| Activate Method | Not applicable |
| Activate Validation Method | Not applicable |
| Steps Automated by Activate or Restore Activate Methods | None |
| Restore Method | EAI |
| Delete New Objects Parameter | Yes |
| Restore Activate Method | Not applicable |

| Data Type Attribute | Correspondence Template |
|------------------------------------|-------------------------|
| | |
| Restore Activate Validation Method | Not applicable |
| Max Units Per Package | No limit |
| Manual Steps | None |
| Additional Downtime Impact | None |
| Deployment Prerequisites | None |
| Notes | None |

CostList Database Data Type

Attributes for the CostList database data type can be used toward adding new Application Deployment Manager (ADM) data types for deployment. For a list of the CostList data type attributes, see the following table. For more information about this data type, see *Siebel ADM Supported Data Types*.

| Data Type Attribute | CostList |
|---|---------------------------|
| Parent Data Type | Not applicable |
| Registry Parameters | None |
| Enterprise Profile Parameters | None |
| Backup Method | EAI |
| Deploy Method | EAI |
| Deploy Validation Method | Method=CheckSchemaVersion |
| Activate Method | Not applicable |
| Activate Validation Method | Not applicable |
| Steps Automated by Activate or Restore Activate Methods | None |

| Data Type Attribute | CostList |
|------------------------------------|----------------|
| Restore Method | EAI |
| Delete New Objects Parameter | Yes |
| Restore Activate Method | Not applicable |
| Restore Activate Validation Method | Not applicable |
| Max Units Per Package | No limit |
| Manual Steps | None |
| Additional Downtime Impact | None |
| Deployment Prerequisites | None |
| Notes | None |

DataMapObject Database Data Type

Attributes for the DataMapObject database data type can be used toward adding new Application Deployment Manager (ADM) data types for deployment. For a list of the DataMapObject data type attributes, see the following table. For more information about this data type, see *Siebel ADM Supported Data Types*.

| Data Type Attribute | DataMapObject |
|-------------------------------|---------------------------|
| Parent Data Type | Not applicable |
| Registry Parameters | None |
| Enterprise Profile Parameters | None |
| Backup Method | EAI |
| Deploy Method | EAI |
| Deploy Validation Method | Method=CheckSchemaVersion |
| Activate Method | Not applicable |

| Data Type Attribute | DataMapObject |
|---|----------------|
| Activate Validation Method | Not applicable |
| Steps Automated by Activate or Restore Activate Methods | None |
| Restore Method | EAI |
| Delete New Objects Parameter | Yes |
| Restore Activate Method | Not applicable |
| Restore Activate Validation Method | Not applicable |
| Max Units Per Package | No limit |
| Manual Steps | None |
| Additional Downtime Impact | None |
| Deployment Prerequisites | None |
| Notes | None |

Discount and EC Matrix Database Data Type

Attributes for the Discount and EC Matrix database data type can be used toward adding new Application Deployment Manager (ADM) data types for deployment. For a list of the Discount and EC Matrix data type attributes, see the following table. For more information about this data type, see *Siebel ADM Supported Data Types*.

| Data Type Attribute | Discount and EC Matrix |
|-------------------------------|------------------------|
| Parent Data Type | Not applicable |
| Registry Parameters | None |
| Enterprise Profile Parameters | None |
| Backup Method | EAI |
| Deploy Method | EAI |

| Data Type Attribute | Discount and EC Matrix |
|---|--|
| | |
| Deploy Validation Method | Method=CheckSchemaVersion |
| Activate Method | Business service=ADM on Discount and E&C Matrix; Method=Activate |
| Activate Validation Method | Not applicable |
| Steps Automated by Activate or Restore Activate Methods | Clear cache |
| Restore Method | EAI |
| Delete New Objects Parameter | Yes |
| Restore Activate Method | Business service=ADM on Discount and E&C Matrix; Method=Activate |
| Restore Activate Validation Method | Not applicable |
| Max Units Per Package | No limit |
| Manual Steps | None |
| Additional Downtime Impact | None |
| Deployment Prerequisites | None |
| Notes | None |

EAI Data Map Database Data Type

Attributes for the EAI Data Map database data type can be used toward adding new Application Deployment Manager (ADM) data types for deployment. For a list of the EAI Data Map data type attributes, see the following table. For more information about this data type, see *Siebel ADM Supported Data Types*.

| Data Type Attribute | EAI Data Map |
|---------------------|----------------|
| Parent Data Type | Not applicable |
| Registry Parameters | None |

| Data Type Attribute | EAI Data Map |
|---|---|
| Enterprise Profile Parameters | None |
| Backup Method | EAI |
| Deploy Method | EAI |
| Deploy Validation Method | Method=CheckSchemaVersion |
| Activate Method | Business service=EAI Data Transformation Engine; Method=Purge |
| Activate Validation Method | Not applicable |
| Steps Automated by Activate or Restore Activate Methods | Clear cache |
| Restore Method | EAI |
| Delete New Objects Parameter | Yes |
| Restore Activate Method | Business service=EAI Data Transformation Engine; Method=Purge |
| Restore Activate Validation Method | Not applicable |
| Max Units Per Package | No limit |
| Manual Steps | None |
| Additional Downtime Impact | None |
| Deployment Prerequisites | None |
| Notes | None |

EAI Dispatch Service Rule Set Database Data Type

Attributes for the EAI Dispatch Service Rule Set database data type can be used toward adding new Application Deployment Manager (ADM) data types for deployment. For a list of the EAI Dispatch Service Rule Set data type attributes, see the following table. For more information about this data type, see *Siebel ADM Supported Data Types*.

| Data Type Attribute | EAI Dispatch Service Rule Set |
|---|--|
| Parent Data Type | Not applicable |
| Registry Parameters | None |
| Enterprise Profile Parameters | None |
| Backup Method | EAI |
| Deploy Method | EAI |
| Deploy Validation Method | Method=CheckSchemaVersion |
| Activate Method | Business service=EAI Dispatch Service Rule Set - ADM; Method=Activate |
| Activate Validation Method | Not applicable |
| Steps Automated by Activate or Restore Activate Methods | Clear cache |
| Restore Method | EAI |
| Delete New Objects Parameter | Yes |
| Restore Activate Method | Business service=EAI Dispatch Service Rule Set - ADM; Method=RestoreActivate |
| Restore Activate Validation Method | Not applicable |
| Max Units Per Package | No limit |
| Manual Steps | None |
| Additional Downtime Impact | None |
| Deployment Prerequisites | None |
| Notes | None |

ExpLOV Database Data Type

Attributes for the ExpLOV database data type can be used toward adding new Application Deployment Manager (ADM) data types for deployment. For a list of the ExpLOV data type attributes, see the following table. For more information about this data type, see *Siebel ADM Supported Data Types*.

| Data Type Attribute | ExpLOV |
|---|--|
| Parent Data Type | ExpType |
| Registry Parameters | None |
| Enterprise Profile Parameters | None |
| Backup Method | EAI |
| Deploy Method | EAI |
| Deploy Validation Method | Method=CheckSchemaVersion |
| Activate Method | Business service=LOV Cache Clear Service; Method=Activate |
| Activate Validation Method | Not applicable |
| Steps Automated by Activate or Restore Activate Methods | None |
| Restore Method | EAI |
| Delete New Objects Parameter | Yes |
| Restore Activate Method | Business service=LOV Cache Clear Service; Method=RestoreActivate |
| Restore Activate Validation Method | Not applicable |
| Max Units Per Package | No limit |
| Manual Steps | None |
| Additional Downtime Impact | None |
| Deployment Prerequisites | None |

| Data Type Attribute | ExpLOV |
|---------------------|--------|
| Notes | None |

ExpType Database Data Type

Attributes for the ExpType database data type can be used toward adding new Application Deployment Manager (ADM) data types for deployment. For a list of the ExpType data type attributes, see the following table. For more information about this data type, see *Siebel ADM Supported Data Types*.

| Data Type Attribute | ExpType |
|---|---------------------------|
| Parent Data Type | ExpType |
| Registry Parameters | None |
| Enterprise Profile Parameters | None |
| Backup Method | EAI |
| Deploy Method | EAI |
| Deploy Validation Method | Method=CheckSchemaVersion |
| Activate Method | Not applicable |
| Activate Validation Method | Not applicable |
| Steps Automated by Activate or Restore Activate Methods | None |
| Restore Method | EAI |
| Delete New Objects Parameter | Yes |
| Restore Activate Method | Not applicable |
| Restore Activate Validation Method | Not applicable |
| Max Units Per Package | No limit |

| Data Type Attribute | ExpType |
|----------------------------|---------|
| Manual Steps | None |
| Additional Downtime Impact | None |
| Deployment Prerequisites | None |
| Notes | None |

Fund Database Data Type

Attributes for the Fund database data type can be used toward adding new Application Deployment Manager (ADM) data types for deployment. For a list of the Fund data type attributes, see the following table. For more information about this data type, see *Siebel ADM Supported Data Types*.

| Data Type Attribute | Fund |
|---|---------------------------|
| Parent Data Type | Not applicable |
| Registry Parameters | None |
| Enterprise Profile Parameters | None |
| Backup Method | EAI |
| Deploy Method | EAI |
| Deploy Validation Method | Method=CheckSchemaVersion |
| Activate Method | Not applicable |
| Activate Validation Method | Not applicable |
| Steps Automated by Activate or Restore Activate Methods | None |
| Restore Method | EAI |
| Delete New Objects Parameter | Yes |
| Restore Activate Method | Not applicable |

| Data Type Attribute | Fund |
|------------------------------------|----------------|
| | |
| Restore Activate Validation Method | Not applicable |
| Max Units Per Package | No limit |
| Manual Steps | None |
| Additional Downtime Impact | None |
| Deployment Prerequisites | None |
| Notes | None |

Host Table Database Data Type

Attributes for the Host Table database data type can be used toward adding new Application Deployment Manager (ADM) data types for deployment. For a list of the Host Table data type attributes, see the following table. For more information about this data type, see *Siebel ADM Supported Data Types*.

| Data Type Attribute | Host Table |
|---|---------------------------|
| Parent Data Type | Symbolic URL |
| Registry Parameters | None |
| Enterprise Profile Parameters | None |
| Backup Method | EAI |
| Deploy Method | EAI |
| Deploy Validation Method | Method=CheckSchemaVersion |
| Activate Method | Not applicable |
| Activate Validation Method | Not applicable |
| Steps Automated by Activate or Restore Activate Methods | None |

| Data Type Attribute | Host Table |
|------------------------------------|----------------|
| Restore Method | EAI |
| Delete New Objects Parameter | Yes |
| Restore Activate Method | Not applicable |
| Restore Activate Validation Method | Not applicable |
| Max Units Per Package | No limit |
| Manual Steps | None |
| Additional Downtime Impact | None |
| Deployment Prerequisites | None |
| Notes | None |

iHelp Database Data Type

Attributes for the iHelp database data type can be used toward adding new Application Deployment Manager (ADM) data types for deployment. For a list of the iHelp data type attributes, see the following table. For more information about this data type, see *Siebel ADM Supported Data Types*.

| Data Type Attribute | iHelp |
|-------------------------------|--|
| Parent Data Type | Not applicable |
| Registry Parameters | None |
| Enterprise Profile Parameters | None |
| Backup Method | EAI |
| Deploy Method | EAI |
| Deploy Validation Method | Method=CheckSchemaVersion |
| Activate Method | Business service=Task Import/Export; Method=Activate |

| Data Type Attribute | iHelp |
|---|---|
| Activate Validation Method | Not applicable |
| Steps Automated by Activate or Restore Activate Methods | None |
| Restore Method | EAI |
| Delete New Objects Parameter | Yes |
| Restore Activate Method | Business service=Task Import/Export; Method=RestoreActivate |
| Restore Activate Validation Method | Not applicable |
| Max Units Per Package | No limit |
| Manual Steps | Click the Activate button in the UI to activate this data type. |
| Additional Downtime Impact | None |
| Deployment Prerequisites | None |
| Notes | None |

iHelp - Header Database Data Type

Attributes for the iHelp - Header database data type can be used toward adding new Application Deployment Manager (ADM) data types for deployment. For a list of the iHelp - Header data type attributes, see the following table. For more information about this data type, see *Siebel ADM Supported Data Types*.

| Data Type Attribute | iHelp - Header |
|-------------------------------|----------------|
| Parent Data Type | iHelp |
| Registry Parameters | None |
| Enterprise Profile Parameters | None |
| Backup Method | EAI |
| Deploy Method | EAI |

| Data Type Attribute | iHelp - Header |
|---|---|
| | |
| Deploy Validation Method | Method=CheckSchemaVersion |
| Activate Method | Business service=Task Import/Export; Method=Activate |
| Activate Validation Method | Not applicable |
| Steps Automated by Activate or Restore Activate Methods | None |
| Restore Method | EAI |
| Delete New Objects Parameter | Yes |
| Restore Activate Method | Business service=Task Import/Export; Method=RestoreActivate |
| Restore Activate Validation Method | Not applicable |
| Max Units Per Package | No limit |
| Manual Steps | None |
| Additional Downtime Impact | None |
| Deployment Prerequisites | None |
| Notes | None |

JointWorkspace (Workspace Projects) Database Data Type

Attributes for the JointWorkspace (Workspace Projects) database data type can be used toward adding new Application Deployment Manager (ADM) data types for deployment. For a list of the JointWorkspace data type attributes, see the following table. For more information about this data type, see *Siebel ADM Supported Data Types*.

| Data Type Attribute | JointWorkspace (Workspace Projects) |
|---------------------|-------------------------------------|
| Parent Data Type | Not applicable |
| Registry Parameters | None |

| Data Type Attribute | JointWorkspace (Workspace Projects) |
|---|--|
| Enterprise Profile Parameters | None |
| Backup Method | Not applicable |
| Deploy Method | Business service=ISS Authoring Import Export Service; Method=ADMImport |
| Deploy Validation Method | Not applicable |
| Activate Method | Not applicable |
| Activate Validation Method | Not applicable |
| Steps Automated by Activate or Restore Activate Methods | None |
| Restore Method | Not applicable |
| Delete New Objects Parameter | Yes |
| Restore Activate Method | Not applicable |
| Restore Activate Validation Method | Not applicable |
| Max Units Per Package | No limit |
| Manual Steps | Click the Release New Version or Release All button in the UI. |
| Additional Downtime Impact | None |
| Deployment Prerequisites | None |
| Notes | None |

LOV (List of Values) Database Data Type

Attributes for the LOV (List of Values) database data type can be used toward adding new Application Deployment Manager (ADM) data types for deployment. For a list of the LOV data type attributes, see the following table. For more information about this data type, see *Siebel ADM Supported Data Types*.

| Data Type Attribute | LOV (List of Values) |
|---|--|
| Parent Data Type | Not applicable |
| Registry Parameters | None |
| Enterprise Profile Parameters | None |
| Backup Method | EAI |
| Deploy Method | EAI |
| Deploy Validation Method | Method=CheckSchemaVersion |
| Activate Method | Business service=LOV Cache Clear Service; Method=Activate |
| Activate Validation Method | Not applicable |
| Steps Automated by Activate or Restore Activate Methods | None |
| Restore Method | EAI |
| Delete New Objects Parameter | Yes |
| Restore Activate Method | Business service=LOV Cache Clear Service; Method=RestoreActivate |
| Restore Activate Validation Method | Not applicable |
| Max Units Per Package | No limit |
| Manual Steps | User reconnect to see changes |
| Additional Downtime Impact | None |
| Deployment Prerequisites | None |
| Notes | None |

MessageType Database Data Type

Attributes for the MessageType database data type can be used toward adding new Application Deployment Manager (ADM) data types for deployment. For a list of the MessageType data type attributes, see the following table. For more information about this data type, see *Siebel ADM Supported Data Types*.

| Data Type Attribute | MessageType |
|---|---|
| Parent Data Type | Not applicable |
| Registry Parameters | None |
| Enterprise Profile Parameters | None |
| Backup Method | EAI |
| Deploy Method | EAI |
| Deploy Validation Method | Method=CheckSchemaVersion |
| Activate Method | Business service=ADM on Message Type; Method=Activate |
| Activate Validation Method | Not applicable |
| Steps Automated by Activate or Restore Activate Methods | Clear cache |
| Restore Method | EAI |
| Delete New Objects Parameter | Yes |
| Restore Activate Method | Business service=ADM on Message Type; Method=Activate |
| Restore Activate Validation Method | Not applicable |
| Max Units Per Package | No limit |
| Manual Steps | None |
| Additional Downtime Impact | None |
| Deployment Prerequisites | None |

| Data Type Attribute | MessageType |
|---------------------|-------------|
| Notes | None |

PDQ (Predefined Query) Database Data Type

Attributes for the PDQ (Predefined Query) database data type can be used toward adding new Application Deployment Manager (ADM) data types for deployment. For a list of the PDQ data type attributes, see the following table. For more information about this data type, see *Siebel ADM Supported Data Types*.

| Data Type Attribute | PDQ (Predefined Query) |
|---|---------------------------|
| Parent Data Type | Not applicable |
| Registry Parameters | None |
| Enterprise Profile Parameters | None |
| Backup Method | EAI |
| Deploy Method | EAI |
| Deploy Validation Method | Method=CheckSchemaVersion |
| Activate Method | Not applicable |
| Activate Validation Method | Not applicable |
| Steps Automated by Activate or Restore Activate Methods | None |
| Restore Method | EAI |
| Delete New Objects Parameter | Yes |
| Restore Activate Method | Not applicable |
| Restore Activate Validation Method | Not applicable |
| Max Units Per Package | No limit |

| Data Type Attribute | PDQ (Predefined Query) |
|----------------------------|------------------------|
| Manual Steps | None |
| Additional Downtime Impact | None |
| Deployment Prerequisites | None |
| Notes | None |

Personalization - Actions Database Data Type

Attributes for the Personalization - Actions database data type can be used toward adding new Application Deployment Manager (ADM) data types for deployment. For a list of the Personalization - Actions data type attributes, see the following table. For more information about this data type, see *Siebel ADM Supported Data Types*.

| Data Type Attribute | Personalization - Actions |
|---|---------------------------|
| Parent Data Type | Not applicable |
| Registry Parameters | None |
| Enterprise Profile Parameters | None |
| Backup Method | EAI |
| Deploy Method | EAI |
| Deploy Validation Method | Method=CheckSchemaVersion |
| Activate Method | Not applicable |
| Activate Validation Method | Not applicable |
| Steps Automated by Activate or Restore Activate Methods | None |
| Restore Method | EAI |
| Delete New Objects Parameter | Yes |
| Restore Activate Method | Not applicable |

| Data Type Attribute | Personalization - Actions |
|------------------------------------|--|
| | |
| Restore Activate Validation Method | Not applicable |
| Max Units Per Package | No limit |
| Manual Steps | None |
| Additional Downtime Impact | None |
| Deployment Prerequisites | None |
| Notes | For information about the behavior of this data type during deployment, see <i>Personalization - Actions</i> . |

Personalization - Applets Database Data Type

Attributes for the Personalization - Applets database data type can be used toward adding new Application Deployment Manager (ADM) data types for deployment. For a list of the Personalization - Applets data type attributes, see the following table. For more information about this data type, see *Siebel ADM Supported Data Types*.

| Data Type Attribute | Personalization - Applets |
|---|--|
| Parent Data Type | Not applicable |
| Registry Parameters | None |
| Enterprise Profile Parameters | None |
| Backup Method | EAI |
| Deploy Method | EAI |
| Deploy Validation Method | Method=CheckSchemaVersion |
| Activate Method | Business service=CT ADM Service; Method=Activate |
| Activate Validation Method | Not applicable |
| Steps Automated by Activate or Restore Activate Methods | None |

| Data Type Attribute | Personalization - Applets |
|------------------------------------|---|
| Restore Method | EAI |
| Delete New Objects Parameter | Yes |
| Restore Activate Method | Business service=CT ADM Service; Method=RestoreActivate |
| Restore Activate Validation Method | Not applicable |
| Max Units Per Package | No limit |
| Manual Steps | None |
| Additional Downtime Impact | None |
| Deployment Prerequisites | None |
| Notes | None |

Personalization - Event Defs Database Data Type

Attributes for the Personalization - Event Defs database data type can be used toward adding new Application Deployment Manager (ADM) data types for deployment. For a list of the Personalization - Event Defs data type attributes, see the following table. For more information about this data type, see *Siebel ADM Supported Data Types*.

| Data Type Attribute | Personalization - Event Defs |
|-------------------------------|------------------------------|
| Parent Data Type | Not applicable |
| Registry Parameters | None |
| Enterprise Profile Parameters | None |
| Backup Method | EAI |
| Deploy Method | EAI |
| Deploy Validation Method | Method=CheckSchemaVersion |
| Activate Method | Not applicable |

| Data Type Attribute | Personalization - Event Defs |
|---|---|
| Activate Validation Method | Not applicable |
| Steps Automated by Activate or Restore Activate Methods | None |
| Restore Method | EAI |
| Delete New Objects Parameter | Yes |
| Restore Activate Method | Not applicable |
| Restore Activate Validation Method | Not applicable |
| Max Units Per Package | No limit |
| Manual Steps | None |
| Additional Downtime Impact | None |
| Deployment Prerequisites | None |
| Notes | For information about the behavior of this data type during deployment, see <i>Personalization - Event Defs</i> . |

Personalization - Events Database Data Type

Attributes for the Personalization - Events database data type can be used toward adding new Application Deployment Manager (ADM) data types for deployment. For a list of the Personalization - Events data type attributes, see the following table. For more information about this data type, see *Siebel ADM Supported Data Types*.

| Data Type Attribute | Personalization - Events |
|-------------------------------|--------------------------|
| Parent Data Type | Not applicable |
| Registry Parameters | None |
| Enterprise Profile Parameters | None |
| Backup Method | EAI |

| Data Type Attribute | Personalization - Events |
|---|---|
| Deploy Method | EAI |
| Deploy Validation Method | Method=CheckSchemaVersion |
| Activate Method | Business service=CT ADM Service; Method=Activate |
| Activate Validation Method | Not applicable |
| Steps Automated by Activate or Restore Activate Methods | None |
| Restore Method | EAI |
| Delete New Objects Parameter | Yes |
| Restore Activate Method | Business service=CT ADM Service; Method=RestoreActivate |
| Restore Activate Validation Method | Not applicable |
| Max Units Per Package | No limit |
| Manual Steps | None |
| Additional Downtime Impact | None |
| Deployment Prerequisites | None |
| Notes | None |

Personalization - Rules Database Data Type

Attributes for the Personalization - Rules database data type can be used toward adding new Application Deployment Manager (ADM) data types for deployment. For a list of the Personalization - Rules data type attributes, see the following table. For more information about this data type, see *Siebel ADM Supported Data Types*.

| Data Type Attribute | Personalization - Rules |
|---------------------|-------------------------|
| Parent Data Type | Not applicable |
| Registry Parameters | None |

| Data Type Attribute | Personalization - Rules |
|---|--|
| | |
| Enterprise Profile Parameters | None |
| Backup Method | EAI |
| Deploy Method | EAI |
| Deploy Validation Method | Method=CheckSchemaVersion |
| Activate Method | Not applicable |
| Activate Validation Method | Not applicable |
| Steps Automated by Activate or Restore Activate Methods | None |
| Restore Method | EAI |
| Delete New Objects Parameter | Yes |
| Restore Activate Method | Not applicable |
| Restore Activate Validation Method | Not applicable |
| Max Units Per Package | No limit |
| Manual Steps | None |
| Additional Downtime Impact | None |
| Deployment Prerequisites | None |
| Notes | For information about the behavior of this data type during deployment, see <i>Personalization - Rules</i> . |

Personalization - Views Database Data Type

Attributes for the Personalization - Views database data type can be used toward adding new Application Deployment Manager (ADM) data types for deployment. For a list of the Personalization - Views data type attributes, see the following table. For more information about this data type, see *Siebel ADM Supported Data Types*.

| Data Type Attribute | Personalization - Views |
|---|---|
| Parent Data Type | Not applicable |
| Registry Parameters | None |
| Enterprise Profile Parameters | None |
| Backup Method | EAI |
| Deploy Method | EAI |
| Deploy Validation Method | Method=CheckSchemaVersion |
| Activate Method | Business service=CT ADM Service; Method=Activate |
| Activate Validation Method | Not applicable |
| Steps Automated by Activate or Restore Activate Methods | None |
| Restore Method | EAI |
| Delete New Objects Parameter | Yes |
| Restore Activate Method | Business service=CT ADM Service; Method=RestoreActivate |
| Restore Activate Validation Method | Not applicable |
| Max Units Per Package | No limit |
| Manual Steps | None |
| Additional Downtime Impact | None |
| Deployment Prerequisites | None |
| Notes | None |

PriceList Database Data Type

Attributes for the PriceList database data type can be used toward adding new Application Deployment Manager (ADM) data types for deployment. For a list of the PriceList data type attributes, see the following table. For more information about this data type, see *Siebel ADM Supported Data Types*.

| Data Type Attribute | PriceList |
|---|---|
| Parent Data Type | Not applicable |
| Registry Parameters | None |
| Enterprise Profile Parameters | None |
| Backup Method | EAI |
| Deploy Method | EAI |
| Deploy Validation Method | Method=CheckSchemaVersion |
| Activate Method | Business service=ADM on Price List; Method=Activate |
| Activate Validation Method | Not applicable |
| Steps Automated by Activate or Restore Activate Methods | Clear cache |
| Restore Method | EAI |
| Delete New Objects Parameter | Yes |
| Restore Activate Method | Business service=ADM on Price List; Method=Activate |
| Restore Activate Validation Method | Not applicable |
| Max Units Per Package | No limit |
| Manual Steps | None |
| Additional Downtime Impact | None |
| Deployment Prerequisites | None |

| Data Type Attribute | PriceList |
|---------------------|-----------|
| | |
| Notes | None |

ProdFeature Database Data Type

Attributes for the ProdFeature database data type can be used toward adding new Application Deployment Manager (ADM) data types for deployment. For a list of the ProdFeature data type attributes, see the following table. For more information about this data type, see *Siebel ADM Supported Data Types*.

| Data Type Attribute | ProdFeature |
|---|---------------------------|
| Parent Data Type | Not applicable |
| Registry Parameters | None |
| Enterprise Profile Parameters | None |
| Backup Method | EAI |
| Deploy Method | EAI |
| Deploy Validation Method | Method=CheckSchemaVersion |
| Activate Method | Not applicable |
| Activate Validation Method | Not applicable |
| Steps Automated by Activate or Restore Activate Methods | None |
| Restore Method | EAI |
| Delete New Objects Parameter | Yes |
| Restore Activate Method | Not applicable |
| Restore Activate Validation Method | Not applicable |
| Max Units Per Package | No limit |

| Data Type Attribute | ProdFeature |
|----------------------------|-------------|
| Manual Steps | None |
| Additional Downtime Impact | None |
| Deployment Prerequisites | None |
| Notes | None |

ProdLine Database Data Type

Attributes for the ProdLine database data type can be used toward adding new Application Deployment Manager (ADM) data types for deployment. For a list of the ProdLine data type attributes, see the following table. For more information about this data type, see *Siebel ADM Supported Data Types*.

| Data Type Attribute | ProdLine |
|---|---------------------------|
| Parent Data Type | ProdFeature |
| Registry Parameters | None |
| Enterprise Profile Parameters | None |
| Backup Method | EAI |
| Deploy Method | EAI |
| Deploy Validation Method | Method=CheckSchemaVersion |
| Activate Method | Not applicable |
| Activate Validation Method | Not applicable |
| Steps Automated by Activate or Restore Activate Methods | None |
| Restore Method | EAI |
| Delete New Objects Parameter | Yes |
| Restore Activate Method | Not applicable |

| Data Type Attribute | ProdLine |
|------------------------------------|----------------|
| | |
| Restore Activate Validation Method | Not applicable |
| Max Units Per Package | No limit |
| Manual Steps | None |
| Additional Downtime Impact | None |
| Deployment Prerequisites | None |
| Notes | None |

ProductCatalog Database Data Type

Attributes for the ProductCatalog database data type can be used toward adding new Application Deployment Manager (ADM) data types for deployment. For a list of the ProductCatalog data type attributes, see the following table. For more information about this data type, see *Siebel ADM Supported Data Types*.

| Data Type Attribute | ProductCatalog |
|---|---------------------------|
| Parent Data Type | Not applicable |
| Registry Parameters | None |
| Enterprise Profile Parameters | None |
| Backup Method | EAI |
| Deploy Method | EAI |
| Deploy Validation Method | Method=CheckSchemaVersion |
| Activate Method | Not applicable |
| Activate Validation Method | Not applicable |
| Steps Automated by Activate or Restore Activate Methods | None |

| Data Type Attribute | ProductCatalog |
|------------------------------------|----------------|
| Restore Method | EAI |
| Delete New Objects Parameter | Yes |
| Restore Activate Method | Not applicable |
| Restore Activate Validation Method | Not applicable |
| Max Units Per Package | No limit |
| Manual Steps | None |
| Additional Downtime Impact | None |
| Deployment Prerequisites | None |
| Notes | None |

ProductData Database Data Type

Attributes for the ProductData database data type can be used toward adding new Application Deployment Manager (ADM) data types for deployment. For a list of the ProductData data type attributes, see the following table. For more information about this data type, see *Siebel ADM Supported Data Types*.

| Data Type Attribute | ProductData |
|-------------------------------|---------------------------|
| Parent Data Type | Not applicable |
| Registry Parameters | None |
| Enterprise Profile Parameters | None |
| Backup Method | EAI |
| Deploy Method | EAI |
| Deploy Validation Method | Method=CheckSchemaVersion |
| Activate Method | Not applicable |

| Data Type Attribute | ProductData |
|---|---|
| Activate Validation Method | Not applicable |
| Steps Automated by Activate or Restore Activate Methods | None |
| Restore Method | EAI |
| Delete New Objects Parameter | Yes |
| Restore Activate Method | Not applicable |
| Restore Activate Validation Method | Not applicable |
| Max Units Per Package | No limit |
| Manual Steps | None |
| Additional Downtime Impact | None |
| Deployment Prerequisites | None |
| Notes | ProductData can only be updated. It cannot be inserted. |

Promotion Database Data Type

Attributes for the Promotion database data type can be used toward adding new Application Deployment Manager (ADM) data types for deployment. For a list of the Promotion data type attributes, see the following table. For more information about this data type, see *Siebel ADM Supported Data Types*.

| Data Type Attribute | Promotion |
|-------------------------------|----------------|
| Parent Data Type | Not applicable |
| Registry Parameters | None |
| Enterprise Profile Parameters | None |
| Backup Method | EAI |
| Deploy Method | EAI |

| Data Type Attribute | Promotion |
|---|---------------------------|
| | |
| Deploy Validation Method | Method=CheckSchemaVersion |
| Activate Method | Not applicable |
| Activate Validation Method | Not applicable |
| Steps Automated by Activate or Restore Activate Methods | None |
| Restore Method | EAI |
| Delete New Objects Parameter | Yes |
| Restore Activate Method | Not applicable |
| Restore Activate Validation Method | Not applicable |
| Max Units Per Package | No limit |
| Manual Steps | None |
| Additional Downtime Impact | None |
| Deployment Prerequisites | None |
| Notes | None |

Proposal Template Database Data Type

Attributes for the Proposal Template database data type can be used toward adding new Application Deployment Manager (ADM) data types for deployment. For a list of the Proposal Template data type attributes, see the following table. For more information about this data type, see *Siebel ADM Supported Data Types*.

| Data Type Attribute | Proposal Template |
|---------------------|-------------------|
| Parent Data Type | Not applicable |
| Registry Parameters | None |

| Data Type Attribute | Proposal Template |
|---|---|
| Enterprise Profile Parameters | None |
| Backup Method | EAI |
| Deploy Method | BusinessService=ADM Service; MethodName=start |
| Deploy Validation Method | Method=CheckSchemaVersion |
| Activate Method | Not applicable |
| Activate Validation Method | Not applicable |
| Steps Automated by Activate or Restore Activate Methods | None |
| Restore Method | EAI |
| Delete New Objects Parameter | Yes |
| Restore Activate Method | Not applicable |
| Restore Activate Validation Method | Not applicable |
| Max Units Per Package | No limit |
| Manual Steps | None |
| Additional Downtime Impact | None |
| Deployment Prerequisites | None |
| Notes | None |

Responsibility Database Data Type

Attributes for the Responsibility database data type can be used toward adding new Application Deployment Manager (ADM) data types for deployment. For a list of the Responsibility data type attributes, see the following table. For more information about this data type, see *Siebel ADM Supported Data Types*.

| Data Type Attribute | Responsibility |
|---|---------------------------|
| Parent Data Type | Not applicable |
| Registry Parameters | None |
| Enterprise Profile Parameters | None |
| Backup Method | EAI |
| Deploy Method | EAI |
| Deploy Validation Method | Method=CheckSchemaVersion |
| Activate Method | Not applicable |
| Activate Validation Method | Not applicable |
| Steps Automated by Activate or Restore Activate Methods | None |
| Restore Method | EAI |
| Delete New Objects Parameter | Yes |
| Restore Activate Method | Not applicable |
| Restore Activate Validation Method | Not applicable |
| Max Units Per Package | No limit |
| Manual Steps | None |
| Additional Downtime Impact | None |
| Deployment Prerequisites | None |
| Notes | None |

SmartScript Database Data Type

Attributes for the SmartScript database data type can be used toward adding new Application Deployment Manager (ADM) data types for deployment. For a list of the SmartScript data type attributes, see the following table. For more information about this data type, see *Siebel ADM Supported Data Types*.

| Data Type Attribute | SmartScript |
|---|--|
| Parent Data Type | Not applicable |
| Registry Parameters | None |
| Enterprise Profile Parameters | None |
| Backup Method | Business service=SmartScriptADM; Method=Backup |
| Deploy Method | Business service=SmartScriptADM; Method=Deploy |
| Deploy Validation Method | Method=CheckSchemaVersion |
| Activate Method | Business service=SmartScriptADM; Method=Activate |
| Activate Validation Method | Not applicable |
| Steps Automated by Activate or Restore Activate Methods | Activates the SmartScripts in the SmartScript administration. These SmartScripts are then available in the player for users. |
| Restore Method | Business service=SmartScriptADM; Method=Restore |
| Delete New Objects Parameter | Yes |
| Restore Activate Method | Business service=SmartScriptADM; Method=RestoreActivate |
| Restore Activate Validation Method | Not applicable |
| Max Units Per Package | 1 |
| Manual Steps | None |
| Additional Downtime Impact | None |
| Deployment Prerequisites | None |

| Data Type Attribute | SmartScript |
|---------------------|---|
| Notes | For information about validating SmartScripts, see <i>SmartScript</i> . |

StateModel Database Data Type

Attributes for the StateModel database data type can be used toward adding new Application Deployment Manager (ADM) data types for deployment. For a list of the StateModel data type attributes, see the following table. For more information about this data type, see *Siebel ADM Supported Data Types*.

| Data Type Attribute | StateModel |
|---|---------------------------|
| Parent Data Type | Not applicable |
| Registry Parameters | None |
| Enterprise Profile Parameters | None |
| Backup Method | EAI |
| Deploy Method | EAI |
| Deploy Validation Method | Method=CheckSchemaVersion |
| Activate Method | Not applicable |
| Activate Validation Method | Not applicable |
| Steps Automated by Activate or Restore Activate Methods | None |
| Restore Method | EAI |
| Delete New Objects Parameter | Yes |
| Restore Activate Method | Not applicable |
| Restore Activate Validation Method | Not applicable |
| Max Units Per Package | No limit |

| Data Type Attribute | StateModel |
|----------------------------|------------|
| Manual Steps | None |
| Additional Downtime Impact | None |
| Deployment Prerequisites | None |
| Notes | None |

Symbolic URL Database Data Type

Attributes for the Symbolic URL database data type can be used toward adding new Application Deployment Manager (ADM) data types for deployment. For a list of the Symbolic URL data type attributes, see the following table. For more information about this data type, see *Siebel ADM Supported Data Types*.

| Data Type Attribute | Symbolic URL |
|---|---------------------------|
| Parent Data Type | Not applicable |
| Registry Parameters | None |
| Enterprise Profile Parameters | None |
| Backup Method | EAI |
| Deploy Method | EAI |
| Deploy Validation Method | Method=CheckSchemaVersion |
| Activate Method | Not applicable |
| Activate Validation Method | Not applicable |
| Steps Automated by Activate or Restore Activate Methods | None |
| Restore Method | EAI |
| Delete New Objects Parameter | Yes |
| Restore Activate Method | Not applicable |

| Data Type Attribute | Symbolic URL |
|------------------------------------|----------------|
| | |
| Restore Activate Validation Method | Not applicable |
| Max Units Per Package | No limit |
| Manual Steps | None |
| Additional Downtime Impact | None |
| Deployment Prerequisites | None |
| Notes | None |

UIThemeMapping Database Data Type

Attributes for the UIThemeMapping database data type can be used toward adding new Application Deployment Manager (ADM) data types for deployment. For a list of the UIThemeMapping data type attributes, see the following table. For more information about this data type, see *Siebel ADM Supported Data Types*.

| Data Type Attribute | UIThemeMapping |
|---|---------------------------|
| Parent Data Type | Not applicable |
| Registry Parameters | None |
| Enterprise Profile Parameters | None |
| Backup Method | EAI |
| Deploy Method | EAI |
| Deploy Validation Method | Method=CheckSchemaVersion |
| Activate Method | Not applicable |
| Activate Validation Method | Not applicable |
| Steps Automated by Activate or Restore Activate Methods | None |

| Data Type Attribute | UIThemeMapping |
|------------------------------------|----------------|
| Restore Method | EAI |
| Delete New Objects Parameter | Yes |
| Restore Activate Method | Not applicable |
| Restore Activate Validation Method | Not applicable |
| Max Units Per Package | No limit |
| Manual Steps | None |
| Additional Downtime Impact | None |
| Deployment Prerequisites | None |
| Notes | None |

UserList Database Data Type

Attributes for the UserList database data type can be used toward adding new Application Deployment Manager (ADM) data types for deployment. For a list of the UserList data type attributes, see the following table. For more information about this data type, see *Siebel ADM Supported Data Types*.

| Data Type Attribute | UserList |
|-------------------------------|---------------------------|
| Parent Data Type | Not applicable |
| Registry Parameters | None |
| Enterprise Profile Parameters | None |
| Backup Method | EAI |
| Deploy Method | EAI |
| Deploy Validation Method | Method=CheckSchemaVersion |
| Activate Method | Not applicable |

| Data Type Attribute | UserList |
|---|--|
| Activate Validation Method | Not applicable |
| Steps Automated by Activate or Restore Activate Methods | None |
| Restore Method | EAI |
| Delete New Objects Parameter | Yes |
| Restore Activate Method | Not applicable |
| Restore Activate Validation Method | Not applicable |
| Max Units Per Package | No limit |
| Manual Steps | None |
| Additional Downtime Impact | None |
| Deployment Prerequisites | None |
| Notes | After User Lists are imported by ADM, user visibility may be changed. User List is related to Catalog and Category, which are used for visibility control for some objects. Changes in User List may affect Catalog-based object visibility. |

View Database Data Type

Attributes for the View database data type can be used toward adding new Application Deployment Manager (ADM) data types for deployment. For a list of the View data type attributes, see the following table. For more information about this data type, see *Siebel ADM Supported Data Types*.

| Data Type Attribute | View |
|-------------------------------|----------------|
| Parent Data Type | Not applicable |
| Registry Parameters | None |
| Enterprise Profile Parameters | None |
| Backup Method | EAI |

| Data Type Attribute | View |
|---|---------------------------|
| Deploy Method | EAI |
| Deploy Validation Method | Method=CheckSchemaVersion |
| Activate Method | Not applicable |
| Activate Validation Method | Not applicable |
| Steps Automated by Activate or Restore Activate Methods | None |
| Restore Method | EAI |
| Delete New Objects Parameter | Yes |
| Restore Activate Method | Not applicable |
| Restore Activate Validation Method | Not applicable |
| Max Units Per Package | No limit |
| Manual Steps | None |
| Additional Downtime Impact | None |
| Deployment Prerequisites | None |
| Notes | None |

VolumeDiscount Database Data Type

Attributes for the VolumeDiscount database data type can be used toward adding new Application Deployment Manager (ADM) data types for deployment. For a list of the VolumeDiscount data type attributes, see the following table. For more information about this data type, see *Siebel ADM Supported Data Types*.

| Data Type Attribute | VolumeDiscount |
|---------------------|----------------|
| Parent Data Type | Not applicable |
| Registry Parameters | None |

| Data Type Attribute | VolumeDiscount |
|---|--|
| Enterprise Profile Parameters | None |
| Backup Method | EAI |
| Deploy Method | EAI |
| Deploy Validation Method | Method=CheckSchemaVersion |
| Activate Method | Business service=ADM on Volume Discount; Method=Activate |
| Activate Validation Method | Not applicable |
| Steps Automated by Activate or Restore Activate Methods | Clear cache |
| Restore Method | EAI |
| Delete New Objects Parameter | Yes |
| Restore Activate Method | Business service=ADM on Volume Discount; Method=Activate |
| Restore Activate Validation Method | Not applicable |
| Max Units Per Package | No limit |
| Manual Steps | None |
| Additional Downtime Impact | None |
| Deployment Prerequisites | None |
| Notes | None |

Web Application Database Data Type

Attributes for the Web Application database data type can be used toward adding new Application Deployment Manager (ADM) data types for deployment. For a list of the Web Application data type attributes, see the following table. For more information about this data type, see *Siebel ADM Supported Data Types*.

| Data Type Attribute | Web Application |
|---|---------------------------|
| Parent Data Type | Not applicable |
| Registry Parameters | None |
| Enterprise Profile Parameters | None |
| Backup Method | EAI |
| Deploy Method | EAI |
| Deploy Validation Method | Method=CheckSchemaVersion |
| Activate Method | Not applicable |
| Activate Validation Method | Not applicable |
| Steps Automated by Activate or Restore Activate Methods | None |
| Restore Method | EAI |
| Delete New Objects Parameter | Yes |
| Restore Activate Method | Not applicable |
| Restore Activate Validation Method | Not applicable |
| Max Units Per Package | No limit |
| Manual Steps | None |
| Additional Downtime Impact | None |
| Deployment Prerequisites | None |
| Notes | None |

Web Service - Inbound Database Data Type

Attributes for the Web Service - Inbound database data type can be used toward adding new Application Deployment Manager (ADM) data types for deployment. For a list of the Web Service - Inbound data type attributes, see the following table. For more information about this data type, see *Siebel ADM Supported Data Types*.

| Data Type Attribute | Web Service - Inbound |
|---|--|
| Parent Data Type | Not applicable |
| Registry Parameters | None |
| Enterprise Profile Parameters | None |
| Backup Method | EAI |
| Deploy Method | EAI |
| Deploy Validation Method | Method=CheckSchemaVersion |
| Activate Method | Business service=Web Service - ADM; Method=Activate |
| Activate Validation Method | Not applicable |
| Steps Automated by Activate or Restore Activate Methods | Clear cache |
| Restore Method | EAI |
| Delete New Objects Parameter | Yes |
| Restore Activate Method | Business service=Web Service - ADM; Method=RestoreActivate |
| Restore Activate Validation Method | Not applicable |
| Max Units Per Package | No limit |
| Manual Steps | None |
| Additional Downtime Impact | None |
| Deployment Prerequisites | None |

| Data Type Attribute | Web Service - Inbound |
|---------------------|-----------------------|
| Notes | None |

Web Service - Outbound Database Data Type

Attributes for the Web Service - Outbound database data type can be used toward adding new Application Deployment Manager (ADM) data types for deployment. For a list of the Web Service - Outbound data type attributes, see the following table. For more information about this data type, see [Siebel ADM Supported Data Types](#).

| Data Type Attribute | Web Service - Outbound |
|---|--|
| Parent Data Type | Not applicable |
| Registry Parameters | None |
| Enterprise Profile Parameters | None |
| Backup Method | EAI |
| Deploy Method | EAI |
| Deploy Validation Method | Method=CheckSchemaVersion |
| Activate Method | Business service=Web Service - ADM; Method=Activate |
| Activate Validation Method | Not applicable |
| Steps Automated by Activate or Restore Activate Methods | Clear cache |
| Restore Method | EAI |
| Delete New Objects Parameter | Yes |
| Restore Activate Method | Business service=Web Service - ADM; Method=RestoreActivate |
| Restore Activate Validation Method | Not applicable |
| Max Units Per Package | No limit |

| Data Type Attribute | Web Service - Outbound |
|----------------------------|------------------------|
| Manual Steps | None |
| Additional Downtime Impact | None |
| Deployment Prerequisites | None |
| Notes | None |

Workflow Action Type Database Data Type

Attributes for the Workflow Action Type database data type can be used toward adding new Application Deployment Manager (ADM) data types for deployment. For a list of the Workflow Action Type data type attributes, see the following table. For more information about this data type, see *Siebel ADM Supported Data Types*.

| Data Type Attribute | Workflow Action Type |
|---|---------------------------|
| Parent Data Type | Not applicable |
| Registry Parameters | None |
| Enterprise Profile Parameters | None |
| Backup Method | EAI |
| Deploy Method | EAI |
| Deploy Validation Method | Method=CheckSchemaVersion |
| Activate Method | Not applicable |
| Activate Validation Method | Not applicable |
| Steps Automated by Activate or Restore Activate Methods | None |
| Restore Method | EAI |
| Delete New Objects Parameter | Yes |
| Restore Activate Method | Not applicable |

| Data Type Attribute | Workflow Action Type |
|------------------------------------|----------------------|
| Restore Activate Validation Method | Not applicable |
| Max Units Per Package | No limit |
| Manual Steps | None |
| Additional Downtime Impact | None |
| Deployment Prerequisites | None |
| Notes | None |

Workflow Group Database Data Type

Attributes for the Workflow Group database data type can be used toward adding new Application Deployment Manager (ADM) data types for deployment. For a list of the Workflow Group data type attributes, see the following table. For more information about this data type, see *Siebel ADM Supported Data Types*.

| Data Type Attribute | Workflow Group |
|---|---|
| Parent Data Type | Not applicable |
| Registry Parameters | None |
| Enterprise Profile Parameters | None |
| Backup Method | EAI |
| Deploy Method | EAI |
| Deploy Validation Method | Method=CheckSchemaVersion |
| Activate Method | Business service=Siebel Tools Deployment Support for ADM; Method=Activate |
| Activate Validation Method | Not applicable |
| Steps Automated by Activate or Restore Activate Methods | None |

| Data Type Attribute | Workflow Group |
|------------------------------------|----------------|
| Restore Method | EAI |
| Delete New Objects Parameter | Yes |
| Restore Activate Method | Not applicable |
| Restore Activate Validation Method | Not applicable |
| Max Units Per Package | No limit |
| Manual Steps | None |
| Additional Downtime Impact | None |
| Deployment Prerequisites | None |
| Notes | None |

Workflow Policy Database Data Type

Attributes for the Workflow Policy database data type can be used toward adding new Application Deployment Manager (ADM) data types for deployment. For a list of the Workflow Policy data type attributes, see the following table. For more information about this data type, see *Siebel ADM Supported Data Types*.

| Data Type Attribute | Workflow Policy |
|-------------------------------|---------------------------|
| Parent Data Type | Not applicable |
| Registry Parameters | None |
| Enterprise Profile Parameters | None |
| Backup Method | EAI |
| Deploy Method | EAI |
| Deploy Validation Method | Method=CheckSchemaVersion |
| Activate Method | Not applicable |

| Data Type Attribute | Workflow Policy |
|---|---|
| Activate Validation Method | Not applicable |
| Steps Automated by Activate or Restore Activate Methods | None |
| Restore Method | EAI |
| Delete New Objects Parameter | Yes |
| Restore Activate Method | Not applicable |
| Restore Activate Validation Method | Not applicable |
| Max Units Per Package | No limit |
| Manual Steps | Regenerate triggers and restart Workflow Monitor and Action agents. |
| Additional Downtime Impact | None |
| Deployment Prerequisites | None |
| Notes | None |

Workload Rule Database Data Type

Attributes for the Workload Rule database data type can be used toward adding data types for deployment using Oracle's Siebel Application Deployment Manager (ADM). For a list of the Workload Rule data type attributes, see the following table. For more information about this data type, see *Siebel ADM Supported Data Types*.

| Data Type Attribute | Workload Rule |
|-------------------------------|---------------|
| Parent Data Type | AssignRule |
| Registry Parameters | None |
| Enterprise Profile Parameters | None |
| Backup Method | EAI |
| Deploy Method | EAI |

| Data Type Attribute | Workload Rule |
|---|---|
| | |
| Deploy Validation Method | Method=CheckSchemaVersion |
| Activate Method | Not applicable |
| Activate Validation Method | Not applicable |
| Steps Automated by Activate or Restore Activate Methods | None |
| Restore Method | EAI |
| Delete New Objects Parameter | Yes |
| Restore Activate Method | Not applicable |
| Restore Activate Validation Method | Not applicable |
| Max Units Per Package | No limit |
| Manual Steps | Click Release button in UI to make the changes effective. |
| Additional Downtime Impact | None |
| Deployment Prerequisites | None |
| Notes | None |