

Oracle Financial Services Hedge Management and IFRS Valuations

Installation Guide

Release 8.1.1.1.0

July 2021

ORACLE
Financial Services

Oracle Financial Services Hedge Management and IFRS Valuations Installation Guide

Copyright © 2022 Oracle and/or its affiliates. All rights reserved.

This software and related documentation are provided under a license agreement containing restrictions on use and disclosure and are protected by intellectual property laws. Except as expressly permitted in your license agreement or allowed by law, you may not use, copy, reproduce, translate, broadcast, modify, license, transmit, distribute, exhibit, perform, publish, or display any part, in any form, or by any means. Reverse engineering, disassembly, or decompilation of this software, unless required by law for interoperability, is prohibited.

The information contained herein is subject to change without notice and is not warranted to be error-free. If you find any errors, please report them to us in writing.

If this is software or related documentation that is delivered to the U.S. Government or anyone licensing it on behalf of the U.S. Government, then the following notice is applicable:

U.S. GOVERNMENT END USERS: Oracle programs, including any operating system, integrated software, any programs installed on the hardware, and/or documentation, delivered to U.S. Government end users are “commercial computer software” pursuant to the applicable Federal Acquisition Regulation and agency-specific supplemental regulations. As such, use, duplication, disclosure, modification, and adaptation of the programs, including any operating system, integrated software, any programs installed on the hardware, and/or documentation, shall be subject to license terms and license restrictions applicable to the programs. No other rights are granted to the U.S. Government.

This software or hardware is developed for general use in a variety of information management applications. It is not developed or intended for use in any inherently dangerous applications, including applications that may create a risk of personal injury. If you use this software or hardware in dangerous applications, then you shall be responsible to take all appropriate fail-safe, backup, redundancy, and other measures to ensure its safe use. Oracle Corporation and its affiliates disclaim any liability for any damages caused by use of this software or hardware in dangerous applications.

Oracle and Java are registered trademarks of Oracle and/or its affiliates. Other names may be trademarks of their respective owners.

Intel and Intel Xeon are trademarks or registered trademarks of Intel Corporation. All SPARC trademarks are used under license and are trademarks or registered trademarks of SPARC International, Inc. AMD, Opteron, the AMD logo, and the AMD Opteron logo are trademarks or registered trademarks of Advanced Micro Devices. UNIX is a registered trademark of The Open Group.

This software or hardware and documentation may provide access to or information about content, products, and services from third parties. Oracle Corporation and its affiliates are not responsible for and expressly disclaim all warranties of any kind with respect to third-party content, products, and services unless otherwise set forth in an applicable agreement between you and Oracle. Oracle Corporation and its affiliates will not be responsible for any loss, costs, or damages incurred due to your access to or use of third-party content, products, or services, except as set forth in an applicable agreement between you and Oracle.

For information on third party licenses, click [here](#).

Document Control

Version Number	Revision Date	Change Log
1	July 2021	Created the document with instructions for the installation of the Oracle Financial Services Hedge Management and IFRS Valuations Release 8.1.1.1.0.

Table of Contents

1	Preface	5
1.1	Intended Audience	5
1.2	Related Documents	5
1.3	Conventions	6
1.4	Abbreviations	7
2	Introduction to Oracle Financial Services Hedge Management and IFRS Valuations	9
3	Oracle Financial Services Hedge Management and IFRS Valuations (OFS HM) Release	
8.1.1.1.0		10
3.1	Pre Installation Requirements	10
3.2	Installing this Maintenance Level Release	10
3.3	Post Installation Configurations	12
3.3.1	<i>Mandatory Patch</i>	12
3.3.2	<i>Editing Global Variables for OBIEE or OAS</i>	13
3.4	Frequently Asked Questions (FAQs) and Error Dictionary	15
3.4.1	<i>OFS HM FAQ</i>	15

1 Preface

This section provides supporting information for the Oracle Financial Services Hedge Management and IFRS Valuations Installation Guide.

You can find the latest copy of this document in the [OHC Documentation Library](#) which includes all the recent additions or revisions (if any) done to date.

Before you begin the installation, ensure that you have access to [My Oracle Support](#) with the required login credentials to quickly notify us of any issues at any stage.

Topics:

- [Intended Audience](#)
- [Related Documents](#)
- [Conventions](#)
- [Abbreviations](#)

1.1 Intended Audience

The Oracle Financial Services Hedge Management and IFRS Valuations Installation Guide is intended for administrators, business users, strategists, data analysts, and implementation consultants who handle installing and maintaining the application pack components.

This document assumes that you have experience installing enterprise components and basic knowledge of the following:

- Oracle Financial Services Hedge Management and IFRS Valuations Components
- OFSAA Architecture
- UNIX Commands
- Database Concepts
- The Web Server or Web Application Server

1.2 Related Documents

We strive to keep this document and all other related documents updated regularly. Visit the [OHC Documentation Library](#) to download the latest version available. The list of related documents is provided here:

- [OHC Documentation Library for Oracle Financial Services Hedge Management and IFRS Valuations:](#)

For existing customers of Oracle Financial Services Hedge Management and IFRS Valuations (HM):

- *OFS HM 8.1.1.1.0 Installation Guide*
- *OFS HM 8.1.1.1.0 User Guide*

- For new customers of Oracle Financial Services Hedge Management and IFRS Valuations (HM):
 - *OFS HM 8.1.1.1.0 Release Notes*
 - *OFS HM 8.1.1.1.0 Installation Guide*
 - *OFS HM 8.1.1.1.0 User Guide*
- [OHC Documentation Library](#) for OFS AAI Application Pack:
 - *OFS Advanced Analytical Applications Infrastructure (OFS AAI) Application Pack Installation and Configuration Guide*
 - *OFS Analytical Applications Infrastructure User Guide*
 - *OFS Analytical Applications Infrastructure Administration Guide*
 - *Oracle Financial Services Analytical Applications Infrastructure Environment Check Utility Guide*
- **Additional Reference Documents:**
 - [OFSAA Licensing User Manual, Release 8.1.1.1.0](#)
 - [OFS Analytical Applications 8.1.1.1.0 Technology Matrix](#)
 - [OFS Analytical Applications Infrastructure Security Guide](#)
 - [Oracle Financial Services Hedge Management and IFRS Valuations Security Guides Release 8.1.x](#)
 - [Oracle Financial Services Analytical Applications Infrastructure Cloning Guide](#)
 - [Oracle Financial Services Hedge Management and IFRS Valuations Cloning Guide release 8.0.x](#)
 - [Oracle Financial Services Hedge Management and IFRS Valuations Cloning Guide Release 8.1.x](#)
 - [OFSAAI FAQ Document](#)
 - Oracle Financial Services Data Foundation Technical Documents (MOS Doc ID: [2450653.1](#)). See the relevant version of the metadata sheet available in the MOS document (For CAS, see T2T Metadata Staging, and for SCD components, see SCD Metadata sheet).

1.3 Conventions

The following text conventions are used in this document.

Table 1: Document Conventions

Convention	Meaning
boldface	Boldface type indicates graphical user interface elements associated with an action or terms defined in text or the glossary.
<i>italic</i>	Italic type indicates book titles, emphasis, or placeholder variables for which you need to update specific values.

Convention	Meaning
<code>monospace</code>	Monospace type indicates commands within a paragraph, URLs, code in examples, file names, text that appears on the screen, or text that you enter.
Hyperlink	Hyperlink type indicates links to external websites and internal document links.

1.4 Abbreviations

The following table lists the abbreviations used in this document.

Table 2: Abbreviations

Abbreviation	Meaning
DBA	Database Administrator
DDL	Data Definition Language
DEFQ	Data Entry Forms and Queries
DML	Data Manipulation Language
EAR	Enterprise Archive
EJB	Enterprise JavaBean
ERM	Enterprise Resource Management
FTP	File Transfer Protocol
HDFS	Hadoop Distributed File System
HTTPS	Hypertext Transfer Protocol Secure
J2C	J2EE Connector
J2EE	Java 2 Enterprise Edition
JCE	Java Cryptography Extension
JDBC	Java Database Connectivity
JDK	Java Development Kit
JNDI	Java Naming and Directory Interface
JRE	Java Runtime Environment
JVM	Java Virtual Machine
LDAP	Lightweight Directory Access Protocol
LHS	Left Hand Side
MFA	Multi-Factor Authentication
MOS	My Oracle Support
OFSAA	Oracle Financial Services Analytical Applications

Abbreviation	Meaning
OFSAAI	Oracle Financial Services Analytical Application Infrastructure
OFSAAI	Oracle Financial Services Advanced Analytical Applications Infrastructure Application Pack
OFS HM	Oracle Financial Services Hedge Management and IFRS Valuations
OHC	Oracle Help Center
OLAP	On-Line Analytical Processing
OLH	Oracle Loader for Hadoop
ORAAH	Oracle R Advanced Analytics for Hadoop
OS	Operating System
RAM	Random Access Memory
RDBMS	Relational Database Management System
RHEL	Red Hat Enterprise Linux
SFTP	Secure File Transfer Protocol
SID	System Identifier
SSL	Secure Sockets Layer
TNS	Transparent Network Substrate
URL	Uniform Resource Locator
VM	Virtual Machine
WAR	Web Archive
XML	Extensible Markup Language

2 Introduction to Oracle Financial Services Hedge Management and IFRS Valuations

To help financial institutions grow, manage risk, and optimize shareholder value, Oracle delivers a comprehensive, integrated suite of financial services analytical applications for enterprise performance management (EPM).

More than ever, financial institutions, their regulators as well as their shareholders are focused on the need to measure and meet risk-adjusted performance objectives, price products to reflect their true risk, and better understand how their institution is impacted by threats to liquidity, capital adequacy, and exposure to market rate volatility.

3 Oracle Financial Services Hedge Management and IFRS Valuations (OFS HM) Release 8.1.1.1.0

Oracle Financial Services Hedge Management and IFRS Valuations v8.1.1.1.0 Maintenance Level (ML) release includes all the bug fixes and minor enhancements since the previous release v8.1.1.0.0.

3.1 Pre Installation Requirements

The prerequisites are as follows:

- The minimum patch set level must be **OFS HM 8.1.1.0.0**.

See the [OFS Analytical Applications Technology Matrix](#), for hardware and software requirements.

For more information on the OFS AAI requirements, see OFS Advanced Analytical Applications Infrastructure Application Pack 8.1.1.1.0 Release Notes in [OHC Documentation Library](#).

3.2 Installing this Maintenance Level Release

To install the ML release, follow these steps:

1. Login to [My Oracle Support](#) and search for **32890778** under the **Patches & Updates** tab.
2. Download the Erwin Data Model patch **33153129**.
3. Download the OFS HM 8.1.1.1.0 ML Release archive file and copy to your OFSAA server in Binary mode.

NOTE

There are different archive files for different Operating Systems such as Solaris, and RHEL/OEL.

4. Stop all the OFSAAI services.
For more information, see the Start/Stop Infrastructure Services section in [Oracle Financial Services Hedge Management and IFRS Valuations Installation Guide Release 8.1.1.0.0](#).
5. Login to the OFSAA server as a non-root user and navigate to the `$FIC_HOME` folder.
6. Assign WRITE permission to the file/folders such as common scripts, EXEWebService, ficapp, ficweb, and find in the `$FIC_HOME` folder by executing the command:

```
chmod -R 775 *
```
7. If you have to Unzip utility, skip to the next step or download the Unzip utility (OS-specific) and copy it in Binary mode to the directory that is included in your PATH variable, typically `$HOME` path or directory in which you have copied the 8.1.1.1.0 ML.
 - Uncompress the unzip installer file using the command:

```
uncompress unzip_<os>.Z
```

NOTE

If you notice an error message "*uncompress: not found [No such file or directory]*" when the package is not installed, contact your UNIX Administrator.

8. Assign EXECUTE permission to the utility by using the command:

```
chmod 751 unzip_<os>
```

9. Extract the contents of the 8.1.1.0 ML archive file by using either of the following commands:

```
unzip -a <name of the file to be unzipped>
```

NOTE The above “-a” option is mandatory to extract the archive file. An example for AIX Operating System, `unzip_linux -a p32631557_81110_linux.zip`.

10. Update the Configuration file `params.conf` file present in the

`OFS_HM_PACK/appsLibConfig/conf` folder before triggering the installation. The update instructions are present in this file itself.

In case of Customized Data Model, upload, then update the `params.conf` file present in the `OFS_HM_PACK/appsLibConfig/conf` folder accordingly.

11. Give EXECUTE permission to the ML patch installer script. Navigate to the `OFS_HM_PACK` Directory and execute the command:

```
chmod 755 OFSAAIUpdate.sh
```

12. Execute the following command to complete the patch upgrade:

```
./OFSAAIUpdate.sh
```

13. Verify if the ML is applied successfully by checking the log files generated in `OFS_HM_PACK/OFS_HM/logs` and `OFS_HM_PACK/logs` directories. You can ignore `ORA-00001` and `ORA-02292` in the log file. In case of any other errors, contact [My Oracle Support](#).

14. After successful installation of the ML, perform the following steps:

- Clear the Application Cache. Navigate to the following path depending on the configured Web Application Server and delete the files.
 - **Tomcat:** `<Tomcat installation folder>/work/Catalina/localhost/<Application name>/org/apache/jsp`
 - **Weblogic:** `<Weblogic installation location>/domains/<Domain name>/servers/<Server name>/tmp/_WL_user/<Application name>`
 - **Websphere:** `<Websphere installation directory>/AppServer/profiles/<Profile name>/temp/<Node name>/server1/<Application name>/<.war file name>`

15. Delete the existing EAR/WAR file available in the folder `$FIC_HOME/ficweb`.
16. Generate the application EAR/WAR file and redeploy the application onto your Configured Web Application Server. For more information on generating and deploying the EAR/ WAR file, see [Create and Deploy the EAR or WAR Files](#) in OFS AAI Release 8.1.1.0.0 Installation and Configuration Guide.
17. Restart all the OFSAAI services.
For more information, refer to the [Start/Stop Infrastructure Services](#) section in OFS AAI Release 8.1.1.0.0 Installation and Configuration Guide.
18. After installing 8.1.1.0, all the custom calculation preference templates that were created prior to Release 8.1.1.0 will be in the *Draft* status. Make the required changes to the expressions and resubmit the templates for approval.

3.3 Post Installation Configurations

This section provides information on the post-installation configurations.

3.3.1 Mandatory Patch

You must download and install the mandatory patch **33663417**. Ensure that whenever any installation or upgrade or an incremental patch is applied, the mandatory patch **33663417** for Log4J must be reapplied. For more information, see the MOS Doc ID [2827801.1](#).

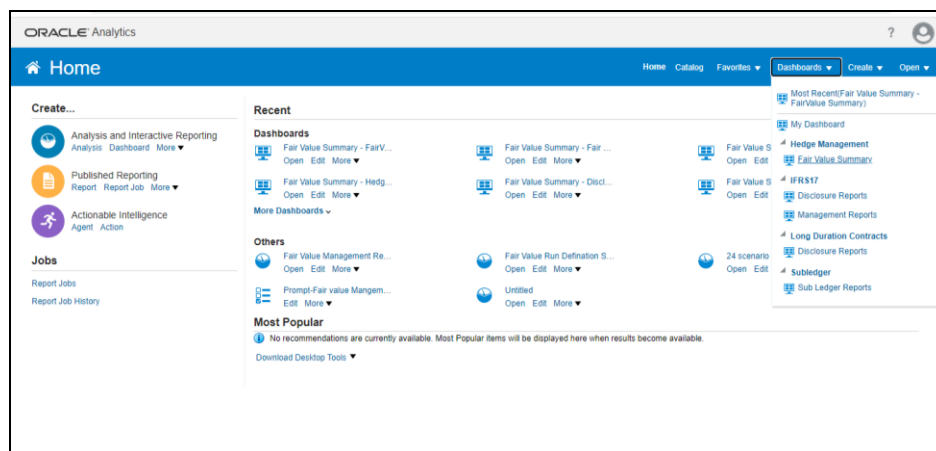
Download and apply the AAI mandatory One-off Patches **33995565** and **34058716**.

3.3.2 Editing Global Variables for OBIEE or OAS

To edit the global variables for OBIEE, in this release of the Oracle Financial Services Hedge Management and IFRS Valuations application, follow these steps:

1. Deploy the RPD. For more information, see the **OBIEE Configuration - Deploy OFS HM Analytics** section in the Release 8.1.1.0.0 [Oracle Financial Services Hedge Management and IFRS Valuations Installation Guide](#).
2. Host the RPD in the server where you have configured OBIEE or OAS and Catalog for the Oracle Financial Services Hedge Management and IFRS Valuations application as part of this release.
3. Log in to OBIEE or OAS by using the URL format (<http://<ipaddress>:<port>/analytics>) to open the home page.

Figure 1: The Analytics Home Page




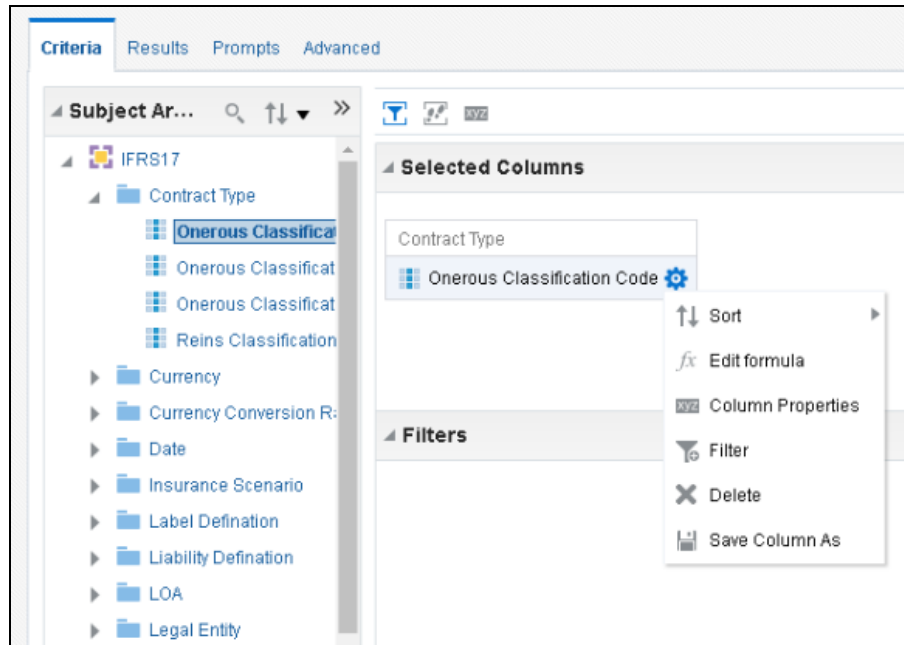
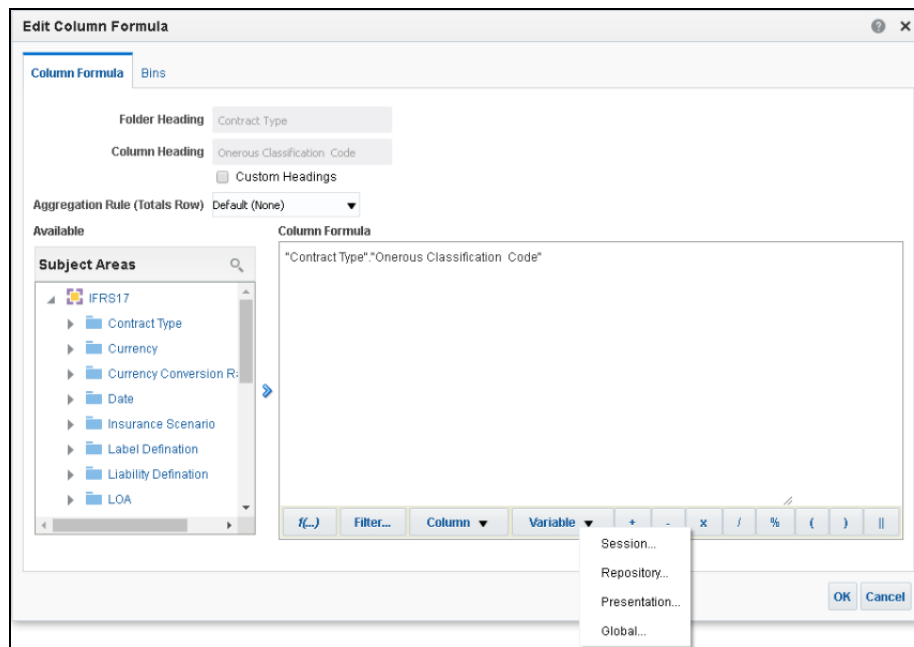
4. In the **Dashboards** drop-down list, click **Disclosure Reports** to open the dashboard.
5. Click **Edit** on any of the reports to open the settings window.
6. In the **Criteria** tab, in the **Selected Columns** pane, click the **Onerous Classification Code**.
7. Click **Settings**  to open the settings submenu.

Figure 2: The Settings icon adjacent to Onerous Classification Code



8. Click **Edit** formula to open the **Edit Column Formula** window.

Figure 3: The Edit Column Formula



9. In the **Variables drop-down list**, select **Global...** to open the **Insert Global Variable** window.
10. Select the Global Variable that you want to edit, and then click **Edit Global Variable**.
11. Edit a global variable with the following details:

Table 3: Required Values for the Global Variable

Field	Value to be added
Name	denomination
Type	Text
Value	case when '{@denomination}{In Thousand}' = 'In Thousand' then 1000 when '{@denomination}{In Thousand}' = 'In Million' then 1000000 else 1 end

This variable is used to divide all amount values by thousand or million, depending on the selected criteria.

12. Click **OK**, and then click **OK** again to save.

3.4 Frequently Asked Questions (FAQs) and Error Dictionary

For General FAQs and installation error-related information, see the following sections:

[Frequently Asked Questions \(FAQs\) and Error Dictionary](#) in the [OFS AAI Installation and Configuration Guide](#).

3.4.1 OFS HM FAQ

How do I upgrade the Java version to JDK 11?

See the Update the [OFSAA 8.1.1.x Java 8 Instance to Java 11](#) section in the [OFS AAI Installation and Configuration Guide](#).

OFSAA Support

Raise a Service Request (SR) in [My Oracle Support \(MOS\)](#) for queries related to the OFSAA applications.

Send Us Your Comments

Oracle welcomes your comments and suggestions on the quality and usefulness of this publication. Your input is an important part of the information used for revision.

- Did you find any errors?
- Is the information clearly presented?
- Do you need more information? If so, where?
- Are the examples correct? Do you need more examples?
- What features did you like most about this manual?

If you find any errors or have any other suggestions for improvement, indicate the title and part number of the documentation along with the chapter/section/page number (if available) and contact the Oracle Support.

Before sending us your comments, you might like to ensure that you have the latest version of the document wherein any of your concerns have already been addressed. You can access My Oracle Support site that has all the revised/recently released documents.

