

Oracle FLEXCUBE UBS - Oracle Banking Corporate
Lending Integration

Oracle FLEXCUBE Universal Banking

Release 14.4.0.1.0

Part No. F33267-01

August 2020

Oracle FLEXCUBE UBS - Oracle Banking Corporate Lending Integration User Guide
Oracle Financial Services Software Limited
Oracle Park

Off Western Express Highway
Goregaon (East
Mumbai, Maharashtra 400 063
India

Worldwide Inquiries:

Phone: +91 22 6718 3000

Fax: +91 22 6718 3001

<https://www.oracle.com/industries/financial-services/index.html>

Copyright © 2007, 2020, Oracle and/or its affiliates. All rights reserved.

Oracle and Java are registered trademarks of Oracle and/or its affiliates. Other names may be trademarks of their respective owners.

U.S. GOVERNMENT END USERS: Oracle programs, including any operating system, integrated software, any programs installed on the hardware, and/or documentation, delivered to U.S. Government end users are “commercial computer software” pursuant to the applicable Federal Acquisition Regulation and agency-specific supplemental regulations. As such, use, duplication, disclosure, modification, and adaptation of the programs, including any operating system, integrated software, any programs installed on the hardware, and/or documentation, shall be subject to license terms and license restrictions applicable to the programs. No other rights are granted to the U.S. Government.

This software or hardware is developed for general use in a variety of information management applications. It is not developed or intended for use in any inherently dangerous applications, including applications that may create a risk of personal injury. If you use this software or hardware in dangerous applications, then you shall be responsible to take all appropriate failsafe, backup, redundancy, and other measures to ensure its safe use. Oracle Corporation and its affiliates disclaim any liability for any damages caused by use of this software or hardware in dangerous applications.

This software and related documentation are provided under a license agreement containing restrictions on use and disclosure and are protected by intellectual property laws. Except as expressly permitted in your license agreement or allowed by law, you may not use, copy, reproduce, translate, broadcast, modify, license, transmit, distribute, exhibit, perform, publish or display any part, in any form, or by any means. Reverse engineering, disassembly, or decompilation of this software, unless required by law for interoperability, is prohibited.

The information contained herein is subject to change without notice and is not warranted to be error-free. If you find any errors, please report them to us in writing.

This software or hardware and documentation may provide access to or information on content, products and services from third parties. Oracle Corporation and its affiliates are not responsible for and expressly disclaim all warranties of any kind with respect to third-party content, products, and services. Oracle Corporation and its affiliates will not be responsible for any loss, costs, or damages incurred due to your access to or use of third-party content, products, or services.

Contents

1. Preface	1-1
1.1 Introduction.....	1-1
1.2 Audience.....	1-1
1.3 Documentation Accessibility.....	1-1
1.4 Organization	1-1
1.5 Acronyms and Abbreviations.....	1-2
1.6 Glossary of Icons.....	1-2
1.7 Related Information Sources	1-2
2. Oracle FCUBS - OBCL Integration	2-1
2.1 Scope	2-1
2.1.1 <i>Viewing 360 Degree Customer Loan Details</i>	2-1
2.2 Prerequisites.....	2-1
2.3 Integration Process.....	2-1
2.3.1 <i>Invoking 360 Degree Corporate Customer View Screen</i>	2-1
2.3.2 <i>Loans Tab</i>	2-2
2.3.3 <i>Viewing CD Product Details and Performing CD Contract Operations</i>	2-4

1. Preface

1.1 Introduction

This document helps you to get acquainted with the information on inter-connecting Oracle FLEXCUBE Universal Banking System (FCUBS) with Oracle Banking Corporate Lending (OBCL).

Besides this user manual, while maintaining the interface related details, you can invoke the context sensitive help available for each field in FCUBS. This help describes the purpose of each field within a screen. You can obtain this information by placing the cursor on the relevant field and striking the <F1> key on the keyboard.

1.2 Audience

This manual is intended for the following User/User Roles:

Role	Function
Back office data entry Clerks	Input functions for maintenance related to the interface
End of day operators	Processing during end of day
Implementation Teams	For setting up integration

1.3 Documentation Accessibility

For information about Oracle's commitment to accessibility, visit the Oracle Accessibility Program website at <http://www.oracle.com/pls/topic/lookup?ctx=acc&id=docacc>.

1.4 Organization

This chapter is organized into following chapters:





Chapter	Description
Chapter 1	<i>Preface</i> gives information on the intended audience. It also lists the various chapters covered in this User Manual.
Chapter 2	<i>Oracle FCUBS - OBCL Integration</i> explains the integration between Oracle FLEXCUBE Universal Banking and Oracle Banking Corporate Lending.

1.5 Acronyms and Abbreviations

Abbreviation	Description
System	Unless and otherwise specified, it always refers to Oracle FLEXCUBE Universal Banking system
FCUBS	Oracle FLEXCUBE Universal Banking System
OBCL	Oracle Banking Corporate Lending
Source System	Oracle FLEXCUBE Universal Banking System (FCUBS)

1.6 Glossary of Icons

This user manual may refer to all or some of the following icons.

Icons	Function
	Exit
	Add row
	Delete row
	Option List

1.7 Related Information Sources

Along with this user manual you may also refer the following related resources:

- Oracle FLEXCUBE Universal Banking Installation Manual
- Procedures User Manual
- Core Entity User Manual

2. Oracle FCUBS - OBCL Integration

The integration between the Oracle FLEXCUBE Universal Banking System (FCUBS) and Oracle Banking Corporate Lending (OBCL) enables you to view loan details of corporate lending contracts.

This chapter contains the following sections:

- [Section 2.1, "Scope"](#)
- [Section 2.2, "Prerequisites"](#)
- [Section 2.3, "Integration Process"](#)

2.1 Scope

This section describes the scope of the integration with respect to FCUBS and OBCL. This section contains the following topic:

- [Section 2.1.1, "Viewing 360 Degree Customer Loan Details"](#)

2.1.1 Viewing 360 Degree Customer Loan Details

Oracle FLEXCUBE allows you to fetch the OBCL loan contract details through '360 Degree Corporate Customer View' screen (STDCUSVW). You can query and view complete FCUBS and OBCL loan contract details through this screen.

2.2 Prerequisites

Set up Oracle FLEXCUBE Universal Banking Application and Oracle Banking Corporate Lending Application.

Refer the 'Oracle FLEXCUBE Universal Banking Installation' manual.

2.3 Integration Process

Oracle FLEXCUBE allows you to view and analyze personal and business details of the customer. You can view customer loan details, commitment details and syndicate loan details of selected customer through '360 Degree Corporate Customer View' screen (STDCUSVW). The 'Loans' tab of this screen displays the contract details of the selected customer. You can click 'Details' button of FCUBS or OBCL contract to view the related contract details in the contract input screen.

This section contains the following topics:

- [Section 2.3.1, "Invoking 360 Degree Corporate Customer View Screen"](#)
- [Section 2.3.2, "Loans Tab"](#)
- [Section 2.3.3, "Viewing CD Product Details and Performing CD Contract Operations"](#)

2.3.1 Invoking 360 Degree Corporate Customer View Screen

You can view the loan details of a selected customer in the 'Loans' tab of '360 Degree Corporate Customer View' screen. You can invoke this screen by typing 'STDCUSVW' in

the field at the top right corner of the Application tool bar and clicking the adjoining arrow button.

You can query with the customer number and view the loan contract details in the 'Loans' tab.

2.3.2 Loans Tab

Click 'Loans' tab in the '360 Degree Corporate Customer View' screen to view the following customer loan details:

- Loan Details
- Commitment Details
- Mortgage
- Leasing
- Syndicate Loan Details

360 Degree Corporate Customer View

Enter Query

Customer Number * 000001 Short Name VINAY000 Reporting Currency GBP
 Branch 000 Full Name VINAY000 Reports

Summary | Profile | Accounts Summary | Limits | **Loans** | Trade | Treasury | Events | Schemes | Alerts | Payments | Is-Deposits | Is-Financing | Is-Trade | Is-Treasury | External Products | Investor Fund Details

Summary of Loans

Total Commitment Amount	0.00
Total Ordinary Loan	396,536.68
Total Mortgage Amount	0.00
Total Syndicated Loan	0.00
Total Leasing Amount	0.00

Loan Details

1 Of 1

<input type="checkbox"/> Details	Branch Code	Product Code	Account Number	Description	Currency	Amount Financed	Amount Disbursed	Outstanding Amount	Book Date	Value Date	Maturity Date	Account Status
<input checked="" type="checkbox"/> Details	RS1	CLP1	RS1CLP1162390002	Bearing Loan	GBP	120,000.00	120,000.00	126,922.23	2016-08-26	2016-08-26	2017-08-28	A
<input type="checkbox"/> Details	RS1	CLP1	RS1CLP1162392007	Bearing Loan	GBP	120,000.00	120,000.00	126,922.23	2016-08-26	2016-08-26	2017-08-28	A
<input type="checkbox"/> Details	RS1	CLP1	RS1CLP1162392008	Bearing Loan	GBP	120,000.00	120,000.00	120,000.00	2016-08-26	2016-08-26	2017-08-28	A
<input type="checkbox"/> Details	RS1	CLP1	RS1CLP1162394001	Bearing Loan	GBP	12,000.00	12,000.00	12,692.22	2016-08-26	2016-08-26	2017-08-28	A

Component Details | Collection Details

Commitment Details

1 Of 1

<input type="checkbox"/> Details	Branch Code	Product Code	Account Number	Description	Amount Financed	Amount Disbursed	Outstanding Amount	Book Date	Value Date	Maturity Date	Account Status
----------------------------------	-------------	--------------	----------------	-------------	-----------------	------------------	--------------------	-----------	------------	---------------	----------------

Exit

The system displays the following details under the Loan, Commitment and Syndicate Loan sections:

- Branch Code
- Account Number
- Description
- Currency
- Amount Financed
- Amount Disbursed
- Outstanding Amount
- Book Date
- Value date
- Maturity Date
- Product Code
- Account Status
- User Defined Status

Click 'Details' button to view the contract input screen in FCUBS and OBCL in co-deployed environment. If it is a non-co-deployed environment, the system displays a message for OBCL contracts.

You can also view the following components and component schedules of the selected contract of the customer:

- Component Name

- Component Currency
- Expected
- Overdue
- Outstanding
- Advance
- Latest Interest Rate
- Number of Days Overdue

Component Schedule details are as follows:

- Component Name
- Schedule Due date
- Due amount
- Settled Amount
- EMI Amount
- Accrued Amount

Note

- If FCUBS is co-deployed with OBCL, 360 degree customer view of FCUBS system displays all the loan details of OBCL in 'Loans' tab.
 - If FCUBS is not co-deployed with OBCL, a message “CO-VAL-082: IF_OLINTERFACE Job is not applicable, as it is not an OBCL co-deployed environment” is displayed.
-

2.3.3 Viewing CD Product Details and Performing CD Contract Operations

OBCL integrates with OFCUB to view Corporate Deposit product details and to perform Corporate Deposit contract operations like contract creation, payment and reversal. When a new CD product is created or an existing CD product is modified, the system shares the necessary details with OBCL through web service.

The External System Adapter configuration and setup is used to call the OBCL web service to share the CD product details. You have to maintain a record with external system as 'OBCL' in Integration Parameters Maintenance (IFDINPRM) screen for the external system adapter to work.

OBCL provides the web service 'FCUBSOL Service' with the following operations to get the CD product details from OFCUB:

- CreateIFProductPop - For New product creation
- ModifyIFProductPop - For Existing product modification

Web service FCUBSLDService will be shared to OBCL for CD contract operations.