

**FCUBS – RPM Integration Guide**

# **Oracle FLEXCUBE Universal Banking**

Release 14.4.0.2.0

**Part No. F36581-01**

November 2020

## **FCUBS - RPM Integration Guide**

Oracle Financial Services Software Limited

Oracle Park

Off Western Express Highway

Gurgaon (East)

Mumbai, Maharashtra 400 063

India

Worldwide Inquiries:

Phone: +91 22 6718 3000

Fax: +91 22 6718 3001

<https://www.oracle.com/industries/financial-services/index.html>

Copyright © 2018, 2020, Oracle and/or its affiliates. All rights reserved.

Oracle and Java are registered trademarks of Oracle and/or its affiliates. Other names may be trademarks of their respective owners.

**U.S. GOVERNMENT END USERS:** Oracle programs, including any operating system, integrated software, any programs installed on the hardware, and/or documentation, delivered to U.S. Government end users are “commercial computer software” pursuant to the applicable Federal Acquisition Regulation and agency-specific supplemental regulations. As such, use, duplication, disclosure, modification, and adaptation of the programs, including any operating system, integrated software, any programs installed on the hardware, and/or documentation, shall be subject to license terms and license restrictions applicable to the programs. No other rights are granted to the U.S. Government.

This software or hardware is developed for general use in a variety of information management applications. It is not developed or intended for use in any inherently dangerous applications, including applications that may create a risk of personal injury. If you use this software or hardware in dangerous applications, then you shall be responsible to take all appropriate failsafe, backup, redundancy, and other measures to ensure its safe use. Oracle Corporation and its affiliates disclaim any liability for any damages caused by use of this software or hardware in dangerous applications.

This software and related documentation are provided under a license agreement containing restrictions on use and disclosure and are protected by intellectual property laws. Except as expressly permitted in your license agreement or allowed by law, you may not use, copy, reproduce, translate, broadcast, modify, license, transmit, distribute, exhibit, perform, publish or display any part, in any form, or by any means. Reverse engineering, disassembly, or decompilation of this software, unless required by law for interoperability, is prohibited. The information contained herein is subject to change without notice and is not warranted to be error-free. If you find any errors, please report them to us in writing.

This software or hardware and documentation may provide access to or information on content, products and services from third parties. Oracle Corporation and its affiliates are not responsible for and expressly disclaim all warranties of any kind with respect to third-party content, products, and services. Oracle Corporation and its affiliates will not be responsible for any loss, costs, or damages incurred due to your access to or use of third-party content, products, or services.

## Contents

<b>1</b>	<b>About this manual .....</b>	<b>1</b>
1.1	Purpose .....	1
1.2	Audience .....	1
1.3	List of Chapters .....	1
1.4	Acronym and Abbreviation .....	1
<b>2</b>	<b>Integration Guide .....</b>	<b>2</b>
2.1	Introduction.....	2
2.2	Pre-requisite .....	2
2.3	Maintenance for FCUBS .....	2
2.4	Maintenance for RPM .....	4

# 1 About this manual

## 1.1 Purpose

This manual is to help with Integration of Oracle FLEXCUBE Universal Banking Retail Process Management Product with Oracle FLEXCUBE Universal Banking acting as the backend Product Processor.

## 1.2 Audience

This guide is primarily intended for the following user/user roles:

**Table 1: Audience**

Role	Function
Implementation and IT Staff	Implementation and maintenance of the software

## 1.3 List of Chapters

**Table 2: Topics**

Topics	Function
Integration Guide	This chapter helps you to integrate Retail Process Management product with FLEXCUBE Universal Banking.

## 1.4 Acronym and Abbreviation

The following are some of the acronyms and abbreviations you are likely to find in the manual.

**Table 3: Acronym and Abbreviation**

Abbreviation	Description
FCUBS	FLEXCUBE Universal Banking
RPM	Oracle FLEXCUBE Universal Banking Retail Process Management

## 2 Integration Guide

### 2.1 Introduction

You can integrate Oracle FLEXCUBE Universal Banking Retail Process Management with FLEXCUBE Universal Banking acting as the backend Product Processor. This document briefs you about the specific steps needed for integration of these two products and specific maintenances.

### 2.2 Pre-requisite

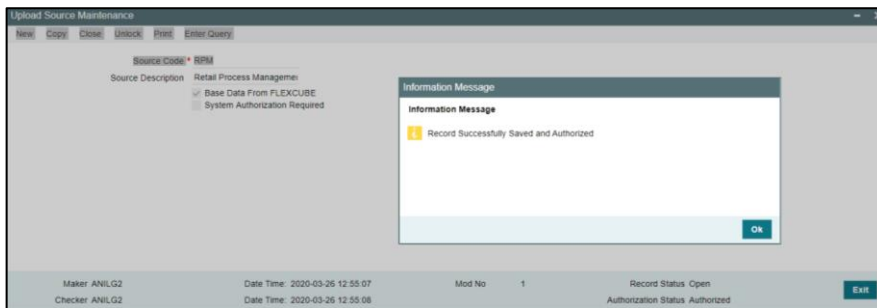
Specify **User Id** and **Password**, and login to FCUBS **Home screen**.

### 2.3 Maintenance for FCUBS

Gateway setup should be done in FCUBS for particular source system (RPM) by doing maintenance in the below mentioned screens.

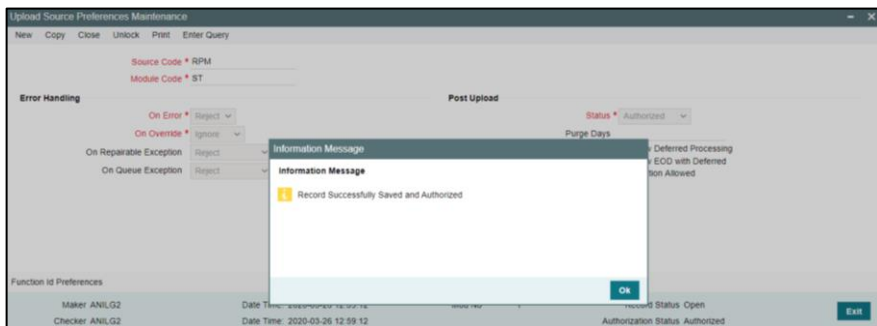
#### 1. CODSORCE – Upload Source Maintenance

**Figure 1: Upload Source Maintenance**



#### 2. CODUPLDM – Upload Source Preferences Maintenance – For modules CL and ST

**Figure 2: Upload Source Preferences Maintenance**



### 3. GWDETSYS – External System Maintenance

**Figure 3: External System Maintenance**

The screenshot shows the 'External System Maintenance' window. It contains several sections: 'Save' at the top, 'External System' with a dropdown for 'RPM' and a description 'RPM EXTERNAL SYSTEM', 'Correlation Pattern' with a dropdown for 'Message ID', 'Message Exchange Pattern' with 'Request Message' and 'Response Message' both set to 'Full Screen', and a checkbox for 'KSD Validation Required'. Below these is the 'Queue' section with 'Default Response Queue', 'Dead Letter Queue', and a checkbox for 'Register Response Queue Message Id'. At the bottom is the 'External System Queues' section with a table showing 'MDB\_QUEUE' and 'MDB\_QUEUE\_RESPONS'.

### 4. GWDETFUN – External System Functions – for below function and actions.

**Table 4: Function IDs**

Function ID	Action
STGCUSAC	NEW
STGCUSTD	NEW
STQTDSIM	VIEW
CLGACCNT	NEW
CLGSIMNT	VIEW
CLQPRMNT	VIEW
CLVPRMNT	VIEW
STQACLIC	VIEW
STQACUVL	VIEW
STVACCLS	VIEW

**Figure 4: External System Functions**

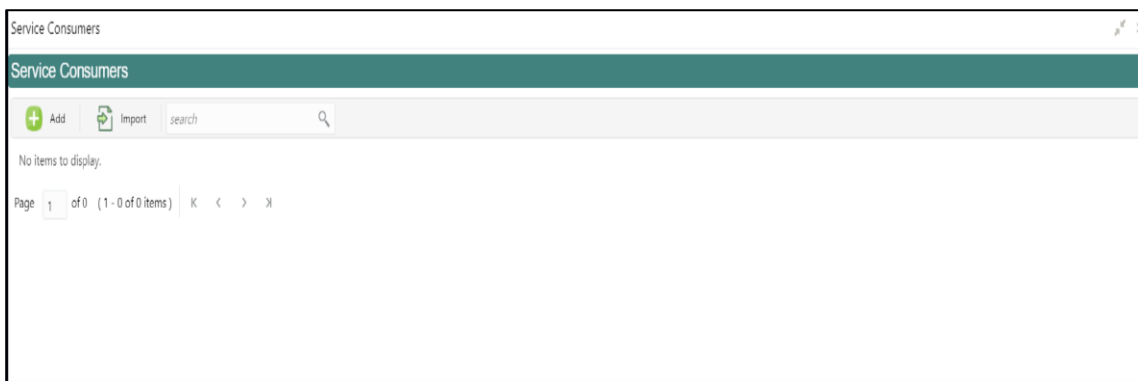
The screenshot shows the 'External System Functions' window. It has a menu bar with 'New', 'Copy', 'Close', 'Print', and 'Enter Query'. The main area contains fields for 'External System' (RPM), 'Function' (STGCUSAC), 'Action' (NEW), 'Service Name' (FCUBSAccService), and 'Operation Code' (CreateCustAcc). There is a 'Bulk SMS Check' checkbox. An 'Information Message' dialog is open in the center, displaying 'Record Successfully Saved and Authorized'. The bottom status bar shows 'Maker: ANILG2', 'Checker: ANILG2', 'Date Time: 2020-03-26 13:13:39', 'Mod No: 1', 'Record Status: Open', and 'Authorization Status: Authorized'. There is an 'Exit' button in the bottom right corner.

## 2.4 Maintenance for RPM

1. Maintain OBRH routing configuration in common core for FCUBS.
2. From **Home screen**, click **Core Maintenance**.
3. Under **Core Maintenance**, click **Routing Hub**.
4. Under **Routing Hub**, click **Service Consumers**.

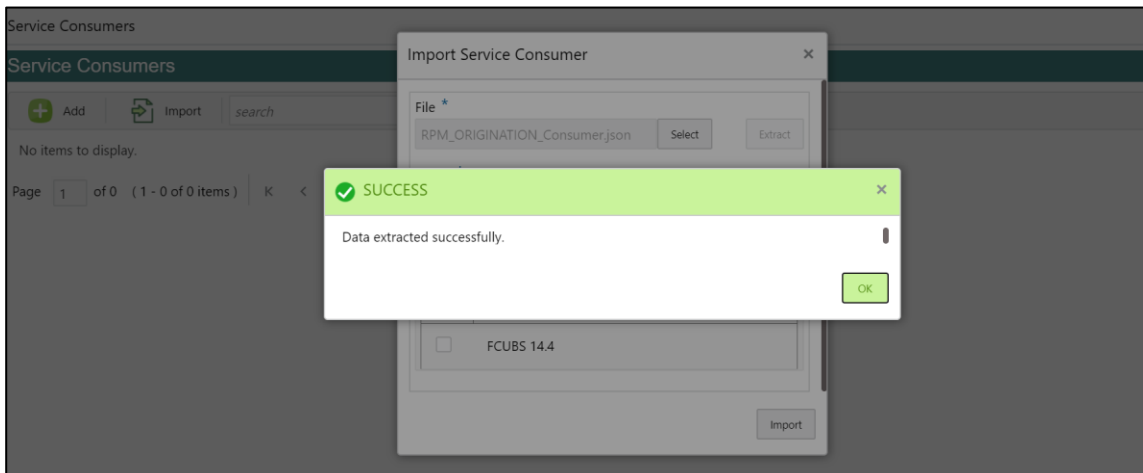
→ The **Service Consumers** screen is displayed.

**Figure 5: Service Consumers**



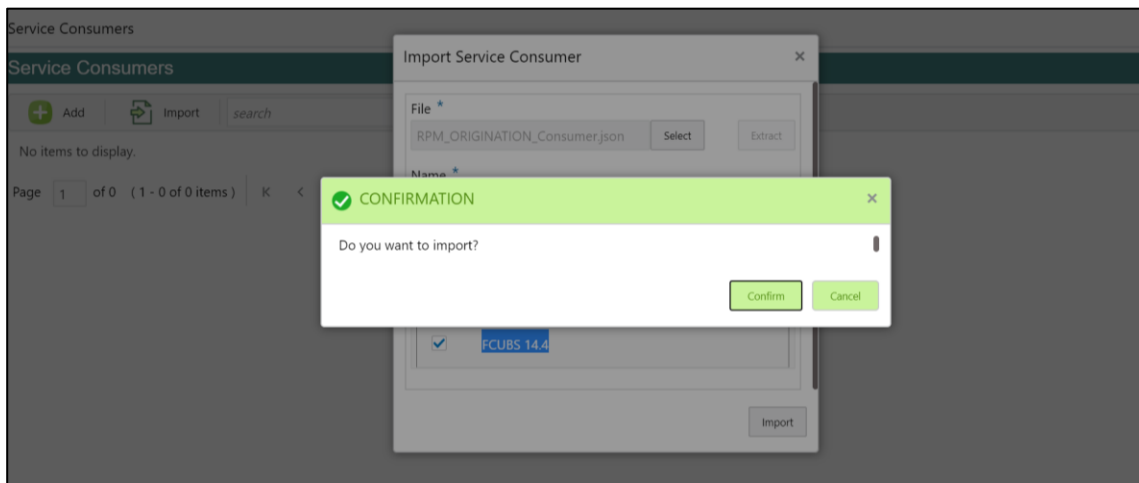
5. Click **Import** and upload the RPM\_ORIGINATION\_Consumer.json file provided in the release and click **Extract**.

**Figure 6: Success**

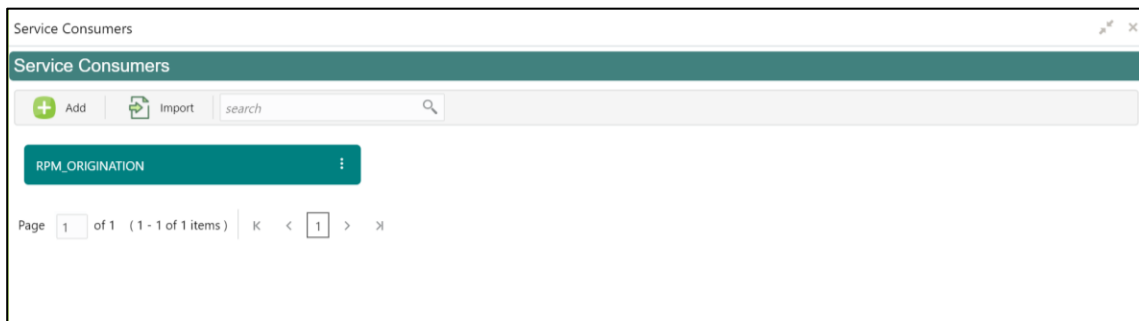


6. Select FCUBS 14.4 and click **Import**.

**Figure 7: Confirmation**



**Figure 8: RPM Origination**



7. Click **RPM\_ORIGINATION**.
8. Under **RPM\_ORIGINATION**, click **FCUBS**.



Figure 9: RPM Origination

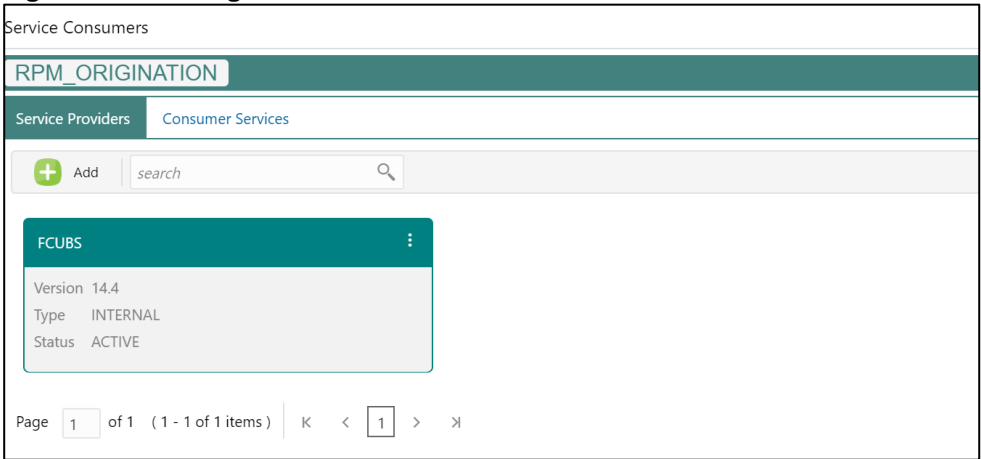
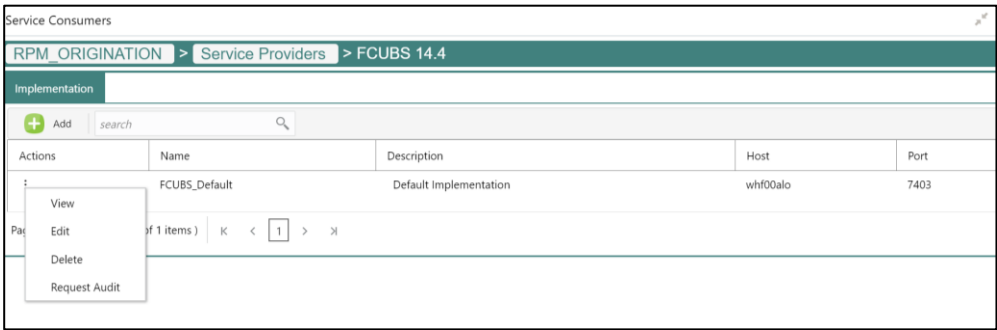


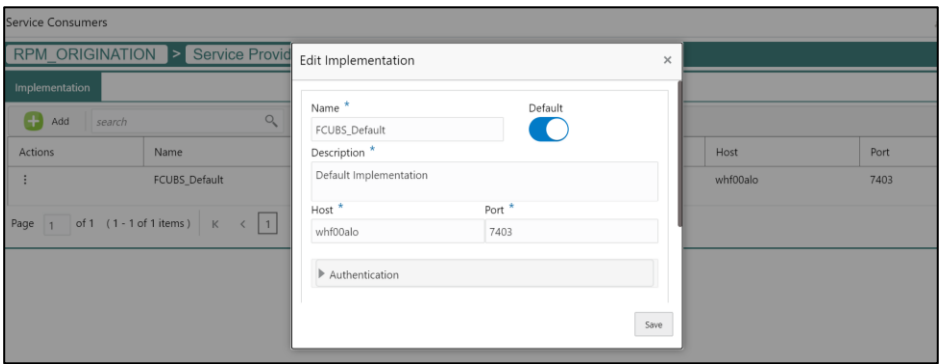
Figure 10: RPM Origination



9. Click **Edit**.

10. Change the host and port as per the FCUBS installation and save it.

Figure 11: Edit Implementation



The below consumer services will be imported.

Figure 12: Consumer Services

Service Consumers		
RPM_ORIGINATION		
Service Providers Consumer Services		
<div>+ Add search</div>		
Actions	Name	Description
⋮	CASA_Account_Creation	Creation of Liability Account
⋮	List_All_Loan_Products	To get List of All Loan Products
⋮	TD_Simulation	Simulation for Term Deposit
⋮	TD_Account_Creation	Creation of TD Account
⋮	Loan_Account_Creation	Creation of Loan Account
Page 1 of 2 ( 1 - 5 of 10 items ) K < 1 2 > »		

Figure 13: Consumer Services

Service Consumers		
RPM_ORIGINATION		
Service Providers Consumer Services		
<div>+ Add search</div>		
Actions	Name	Description
⋮	Loan_Simulation	Simulation of Loan
⋮	Get_Loan_Product_Details	To Get Loan Product Details
⋮	Get_Liability_Product_Details	Get Liability Product Details
⋮	List_All_Liability_Products	To get All Liability Products
⋮	Get_Liability_Interest_Details	Get Interest Details of Liability Product
Page 2 of 2 ( 6 - 10 of 10 items ) K < 1 2 > »		