

Day One Upgrade Impact Quick Reference Guide

[21.11 Upgrade Impact](#)

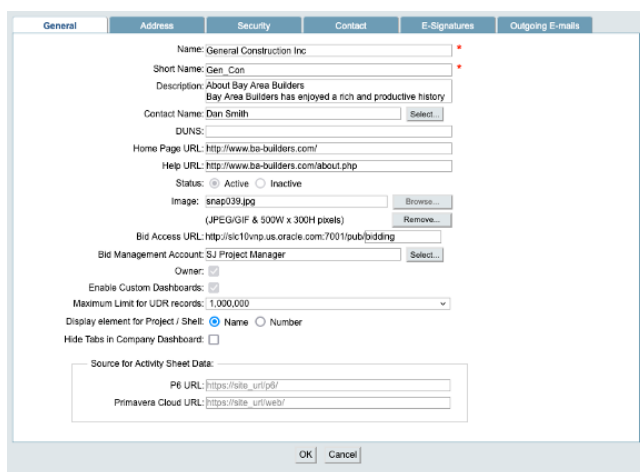
[21.7 Redwood Theme](#)

21.11 Upgrade Impact

Unifier 21.11 brings in feature enhancements with regards to the way bidders' passwords are stored and managed. The feature enhancements are in support of on-premises deployments where password management is handled by Unifier. This standardization impacts 'username' creation for Cloud customers as explained in the relevant sections below. Customers should evaluate the information below, before upgrading.

What has changed?

- Bidders must access the bidder portal through the regular Unifier URL. The Bidder URL field in the Company Properties page has been removed.
- The old URLs will still work. If existing bidders use the old bidder portal URL, they will be redirected to the regular Unifier login URL.
- The landing page seen post login, is based on the user type in Unifier. When a user logs in and if the login username is an email address, then the system will check for user type associated with the username. If the username is tied to a vendor account in the Master Vendor List, then the bidder landing page will be seen.



General Address Security Contact E-Signatures Outgoing E-mails

Name: General Construction Inc. *

Short Name: Gen_Con *

Description: About Bay Area Builders
Bay Area Builders has enjoyed a rich and productive history

Contact Name: Dan Smith Select...

DUNS: *

Home Page URL: http://www.ba-builders.com/

Help URL: http://www.ba-builders.com/about.php

Status: ☒ Active ☐ Inactive

Image: snap039.jpg Browse... Remove...
(JPEG/GIF & 500W x 300H pixels)

Bid Access URL: http://sic10vnp.us.oracle.com:7001/pub/bidding

Bid Management Account: SJ Project Manager Select...

Owner: ☐

Enable Custom Dashboards: ☒

Maximum Limit for UDR records: 1,000,000

Display element for Project / Shell: ☒ Name ☐ Number

Hide Tabs in Company Dashboard: ☐

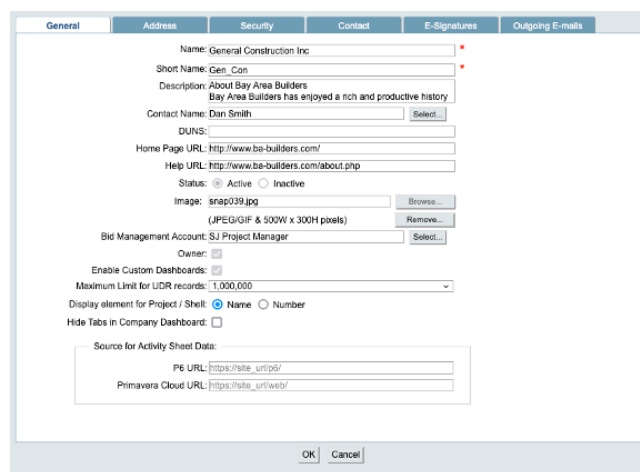
Source for Activity Sheet Data:

P6 URL: https://site_url/p6/

Primavera Cloud URL: https://site_url/web/

OK Cancel

Before 21.11



General Address Security Contact E-Signatures Outgoing E-mails

Name: General Construction Inc. *

Short Name: Gen_Con *

Description: About Bay Area Builders
Bay Area Builders has enjoyed a rich and productive history

Contact Name: Dan Smith Select...

DUNS: *

Home Page URL: http://www.ba-builders.com/

Help URL: http://www.ba-builders.com/about.php

Status: ☒ Active ☐ Inactive

Image: snap039.jpg Browse... Remove...
(JPEG/GIF & 500W x 300H pixels)

Bid Management Account: SJ Project Manager Select...

Owner: ☐

Enable Custom Dashboards: ☒

Maximum Limit for UDR records: 1,000,000

Display element for Project / Shell: ☒ Name ☐ Number

Hide Tabs in Company Dashboard: ☐

Source for Activity Sheet Data:

P6 URL: https://site_url/p6/

Primavera Cloud URL: https://site_url/web/

OK Cancel

21.11

Figure 1: Unifier 21.11 does not have Bid Access URL in company properties

Why was this change made?

- To meet enhanced security compliance standards
- To standardize and simplify the login process for password management and user authentication
- Ease of use – Bidders can now change their passwords on their own without having to rely on the bid package requestor

Who is affected?

- Unifier 21.11 requires unique “login usernames” across bidder users and standard users for authentication purposes
- The potential list of bidders known as Vendors, for a given company is stored in the Master Vendor List BP (Vendor) at the Company level. For bidders who are participating in a bid, the “login username” is same as the email address entered in the data element: *uuu_user_id* in Vendor BP at the company level
- The below table lists the possible scenarios where usernames are not unique

SCENARIO	IMPACT	RESOLUTION																				
<p>Applicable to both Cloud and On-Premise customers</p> <p>If the same email address is used in the <code>uuu_user_id</code> field of multiple Vendor records of the Master Vendor List.</p> <p>Existing behavior for Cloud customers – The vendor gets created as a bidder in Primavera Administration <u>only</u> when the vendor is invited for the very first time through an RFB process in the Proposal Management tab.</p> <p>There is no change to this behavior.</p>	<p>The vendor that was created first as a bidder, will be able to login to the bidder portal.</p> <p>Example:</p> <table><tr><th>Company Name</th><th><code>uuu_user_id</code></th><th>Vendor Record creation Date</th><th>Invited as bidder on</th></tr><tr><td>C1_US</td><td>abc@company.com</td><td>Jan1 2020</td><td>Jan 31st 2020</td></tr><tr><td>C1_CN</td><td>abc@company.com</td><td>Jan1 2020</td><td></td></tr><tr><td>C1_UK</td><td>abc@company.com</td><td>Jan1 2020</td><td></td></tr><tr><td>C1_IN</td><td>abc@company.com</td><td>Jan1 2020</td><td>Jan 15th 2020</td></tr></table> <p>When abc@company.com logs in to Unifier, the user is a member of C1_IN and not C1_US</p>	Company Name	<code>uuu_user_id</code>	Vendor Record creation Date	Invited as bidder on	C1_US	abc@company.com	Jan1 2020	Jan 31 st 2020	C1_CN	abc@company.com	Jan1 2020		C1_UK	abc@company.com	Jan1 2020		C1_IN	abc@company.com	Jan1 2020	Jan 15 th 2020	<p>Ensure that the vendor emails (data element: <code>uuu_user_id</code>) for all vendor records are unique.</p>
Company Name	<code>uuu_user_id</code>	Vendor Record creation Date	Invited as bidder on																			
C1_US	abc@company.com	Jan1 2020	Jan 31 st 2020																			
C1_CN	abc@company.com	Jan1 2020																				
C1_UK	abc@company.com	Jan1 2020																				
C1_IN	abc@company.com	Jan1 2020	Jan 15 th 2020																			
<p>If a Standard, Collaborator or Portal user is created first and then a vendor with the same username is invited to bid for the first time.</p> <p>Pre-21.11 behavior for Cloud customers – Primavera Administration will not create a bidder. Pre-21.11, such a user could login to the bidder portal using the same login credentials through the dedicated Bidder portal URL.</p> <p>Existing On-premise customers – Unifier sends a different password that can be used to login to the bidder portal.</p>	<p>For Cloud and on-premise customers – Since the bidder portal has been removed, the user will always be taken to the standard Unifier landing page.</p>	<p>If a user needs to be able to login as a Standard, Collaborator or Portal user as well as be able to respond to bids as a bidder, then <u>the email addresses used for login must be different</u>. The email address used in login username field of User Properties must be different from the one used in ‘<code>uuu_user_id</code>’ field of the Vendor record.</p>																				

Is there an easy way to find login usernames that are same between regular Unifier users and Vendors?

To access the article, go to "My Oracle Support" (<https://support.oracle.com/portal/>) and refer to the following knowledge management article: *Enhancement on How Unifier Handles Bidder Passwords* (Doc ID 2819828.1)

Is there any potential solution when email address cannot be changed?

Some email servers allow aliases in the email address. As an example, both abc@company.com and abc+1@company.com may be associated with a user "abc". This user will receive emails when either of the email address is used.

In Unifier, these are treated as two different usernames. As a result when email addresses are used as login usernames, the system will allow such logins.

Suggested action - Consult your company's IT administration to check if the above is a feasible solution.

What about issues post upgrade?

The below table lists the possible scenarios that may cause issues to the enhancement and how Unifier handles such situations

SCENARIO	IMPACT	RESOLUTION
Creating a new vendor record with existing email address	Once the user tries to save/submit a vendor record, Unifier checks if the entered email exists as the username for any other vendor and for any other Unifier user. If the entered email already exists, Unifier does not allow the user to save/submit the record.	User must change the email (data element: <i>uuu_user_id</i>) and resubmit the record.
Creating a new company user or partner user.	If an Administrator tries to create the username with existing username (across regular users and bidder emails), then Unifier checks for any duplicates and does not allow the creation of a new user.	User should ensure to use a unique username for every user.

What are the other changes?

Bidder credentials

Bidders can still use the existing credentials to log into Unifier bidder portal.

Send Password Functionality (Applicable only for on-premises and not for Cloud customers)

With 21.11, bidders will be allowed to manage passwords by themselves

Since bidders can now reset their own passwords, bid package requestors (RFB record owners) need not send passwords to bidder users. Hence, Send Password functionality will be removed from these places in RFB record: Proposal Management tab-Action menu options and in the Record Details tab of the Comparison sheet.

Send password: Pre-21.11 on left and Post 21.11 on the right

2w2 Standard **Proposal Management**

Requestor Name * Email *

SJ Project Manager sjp@gcons.com

Add Send Invitation Actions ▼
↻ ≡

Status	Invite	ne
⊙ Not Invited		a
⊙ Not Invited		
⊙ Not Invited		
⊙ Not Invited		
⊙ Not Invited		

Send Mail

Send Password

Remove

Request for Bid Line Items Winning Cor

Due Date * Requ

11/25/2021 05:00 PM SJ

Add Send Invitation Actions ▼
↻

Status	Invite
● Not Responded	11/0
● Not Responded	11/0

Send Mail

Remove

Comparison Sheet: Pre-21.11 on left and Post 21.11 on the right

Compare - ul16-0038: 21.8 final

Record Details Line Items

Requestor Estimates

0.00

0.00

0.00%

Total Amount

0.00

line

0.0

0.00

0.00

0.00

Total Amount

0.00

Send Email

Send Password

Open Vendor Details

Open Proposal

Compare - RFB-067: East Wing Office33

Record Details Line Items

Requestor Estimates

691,117.00

0.00

0.00%

Bid Package Instructions

Win

0.0

-691,

-100.00%

Bid Package Instructions

Send Email

Open Vendor Details

Open Proposal

21.7 Redwood Theme

See the [video version on YouTube](#).

Redwood Theme for Unifier: User Interaction & Interface Changes

Redwood is the name of Oracle's next-generation product and communication design, user experience platform, and brand design system. It's more than our applications adopting new branding, color, style, and typography; through a user-centric approach, we're continually making improvements to every task, flow, and interaction.

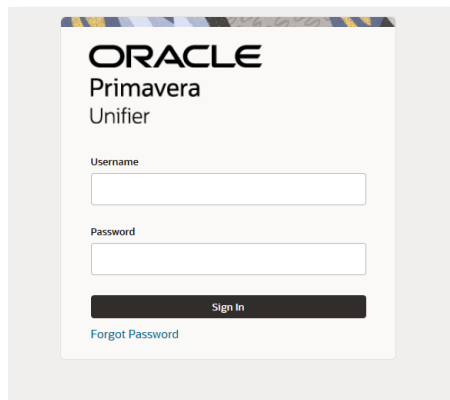
From version 21.7 onward, Unifier will be using the Oracle JavaScript Extension Toolkit (Oracle JET or "OJET"). As a result of using OJET 10.1.1,

1. OJET components used to build user interface screens are implemented as-is,
2. No changes are made to the native component behavior, and
3. Most components will provide keyboard navigation.

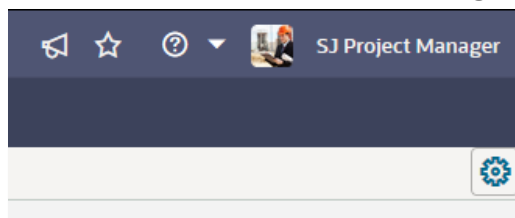
User interface screens in Unifier User mode that use OJET have undergone changes, primarily in colors, icons, and the font.

Here are highlights of the changes between the current version of Unifier and previous versions. For a video tour, see [our YouTube playlist](#).

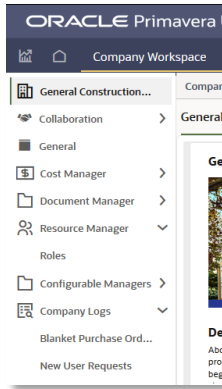
- The login screen has been updated.



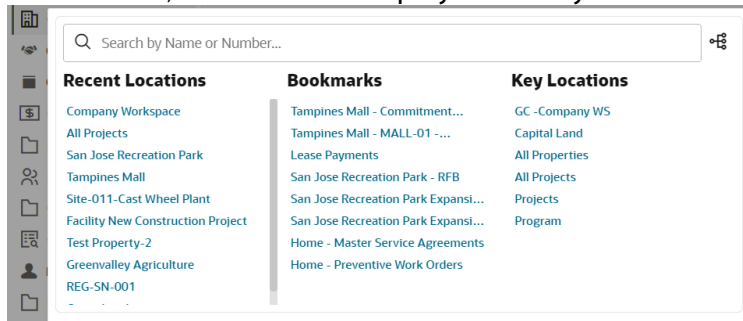
- The admin mode switch is now a cog with a square outline when it is enabled.



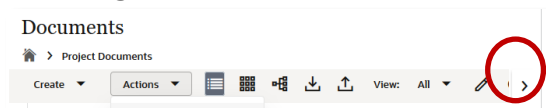
- The navigator now uses single-angle brackets to show or hide sub-nodes.




- Icons in the Navigator have been updated.
- In a new tab, a scroll bar is displayed when you hover over a long list.



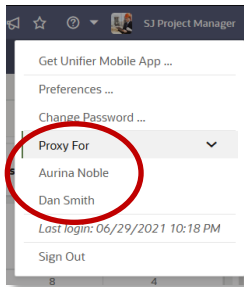
- Within toolbars, a multi-row arrangement is replaced by a single-angle bracket indicating there are more tools to use.



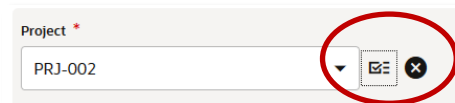
- When a log pane is narrow, the bottom information strip can be scrolled left and right.
- In previous versions of Unifier, each node in the navigator was a hyperlink. Now, right-click a node to refresh the screen and reload the log data.



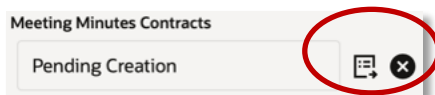
- When you want to act as a proxy user, the list of available users is shown in-line, rather than to the left of the user menu.



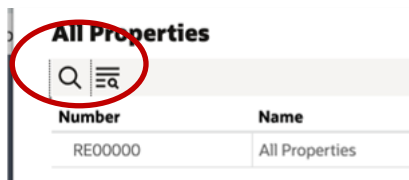
- When there's a sub-menu – such as within an Actions item menu-- the arrow has moved closer to the text label.
- In Date and Date/Time fields, the options to select "Today" and "Now" are no longer available.
- For quick searches, there is no separate search field. Instead, clear the word "Select" and then begin typing any sequence of letters.
- The word "Select" no longer appears in lists of values within pull-down fields.
- To clear the value in a pull-down field, highlight it and then press delete or backspace, followed by "enter" or a tab.
- When entering text, a required field has a label at its bottom-right corner; when you begin entering text, a character limit may be displayed.
- For a field that uses a picker, both the Selection and Clear buttons are no longer inside the field area; they are now outside the field, to the right.



- For fields that include BP manual auto-creation, the "Create" and "Clear" buttons are outside the value area.



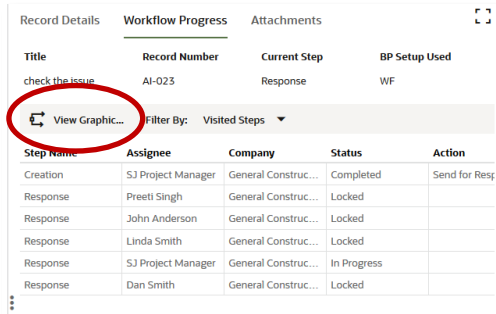
- The Comments area associated with a BP record is differently styled.
- The "Search" and "Find on Page" text actions are now represented by icon buttons in the same location.



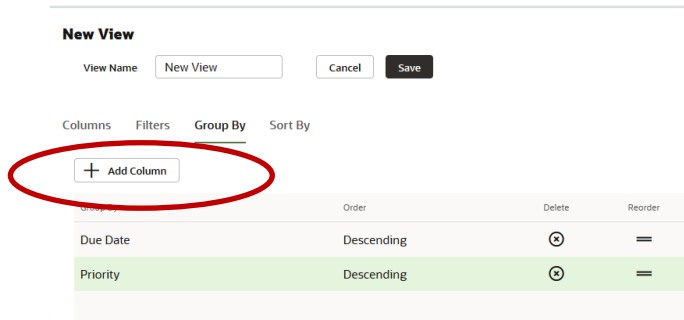
- The appearance of read-only fields has been changed.
- Icons for common actions have been updated.



- Action buttons are inactive until a record is selected
- In User and Group pickers, the appearance of the Group indicator has changed.
- The location of the View Graphic button in the Workflow Progress tab has changed. It is now just above the progress log, above the Step Name.



- When editing or creating a new View, the Group By and Sort By tabs now use a table structure. The gear menu has been replaced with a single Add Column button. Controls to delete or reorder criteria are included in the table itself.



And finally, in the Document Manager, Search now includes a separate drop-down for the category to search within.