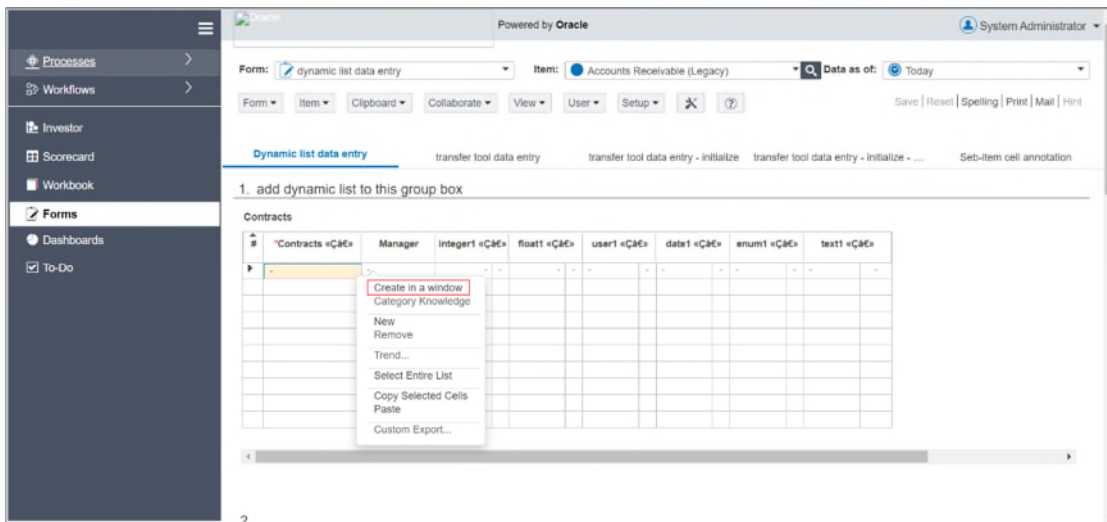


What's New

Your guide to the new features in OPPM 20

Open Sub-Item in a Separate Window: Use the **Create in a Window** option in a form to specify details of a sub-item in the update dialog box.



In the **Update** dialog box, enter the dynamic list details as shown below. For more details, see *OPPM Online Help*.

The 'Update' dialog box is shown. It has a title bar 'Update' with a help icon. Inside, the 'Item' is 'Accounts Receivable (Legacy)' and the 'Data as of' date is '12/11/2020'. The 'Dynamic List Type' is 'Contracts' and the 'Row' is '1'. Below this, there are input fields for various data points: 'Contracts', 'Manager', 'integer1', 'float1', 'user1', 'date1', 'enum1', and 'text1'. Each field has a corresponding dropdown menu. At the bottom, there are buttons for 'Cancel', '< Back', 'Next >', and 'OK'.

Save Advanced Searches: The **Setup** Module has been enhanced to predefine and save Advanced Search strings.

Setup

Advanced Searches

Setup ▾

Advance Search ▾

View ▾

?

Up | New ▾ | Edit... | Duplicate | Remove | Add To... | Move To... |

All Search >>

Advance Search

- System Advance Search
- User Advance Search (for system use)

Name	Owner
System Advance Search	System Administrator
User Advance Search (for system use)	System Administrator

Name: System Advance Search
Owner: System Administrator
Description: This folder is for Advance Search used by the system.

The predefined search strings can be selected in the **Advanced Search** dialog box. Any category conditions specified for an advanced search can also be saved using the **Save As** button. For more details, refer to *OPPM Online Help*.

Advanced Search

Advanced Search

<Select a Advance Search>

*Category	Operator	Value	And/Or
Select a Category			

Filter by name :

Search Results :

↑

↓

Remove

Reset

Save As

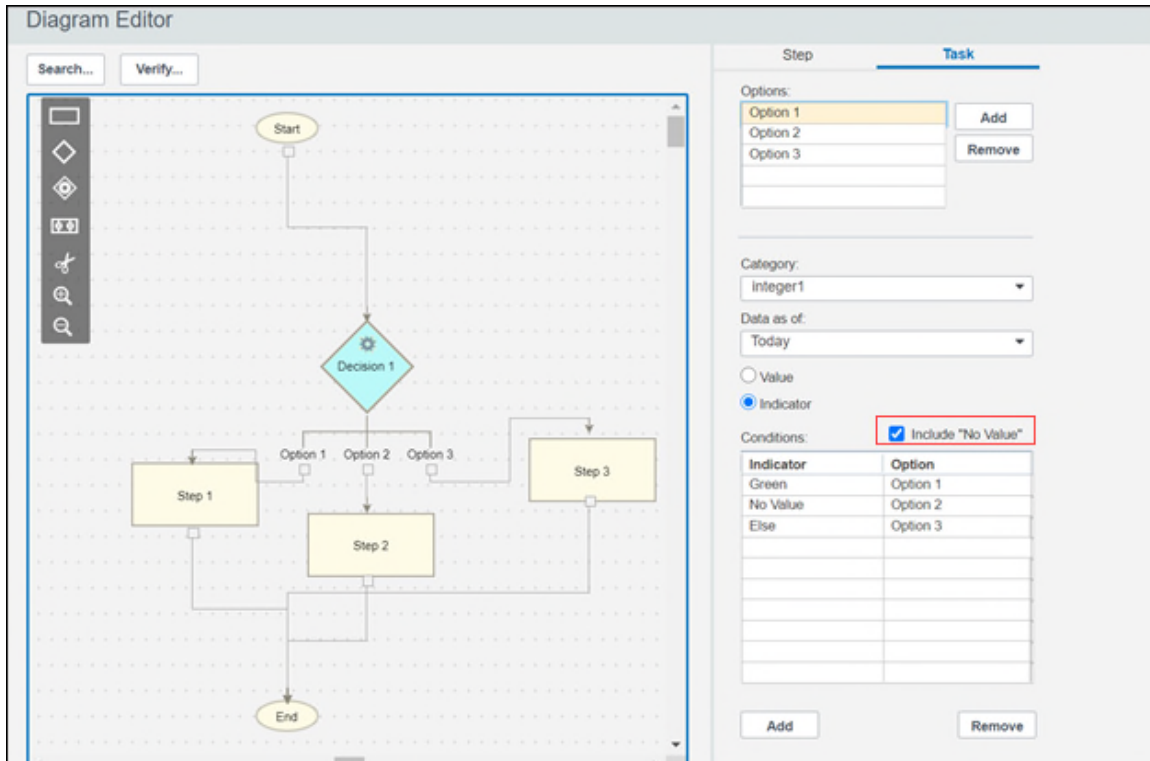
Close

Improved Pagination Support in Workflow Editor: To improve navigation within the workflow editor, pagination icons have been added in the navigation pane.

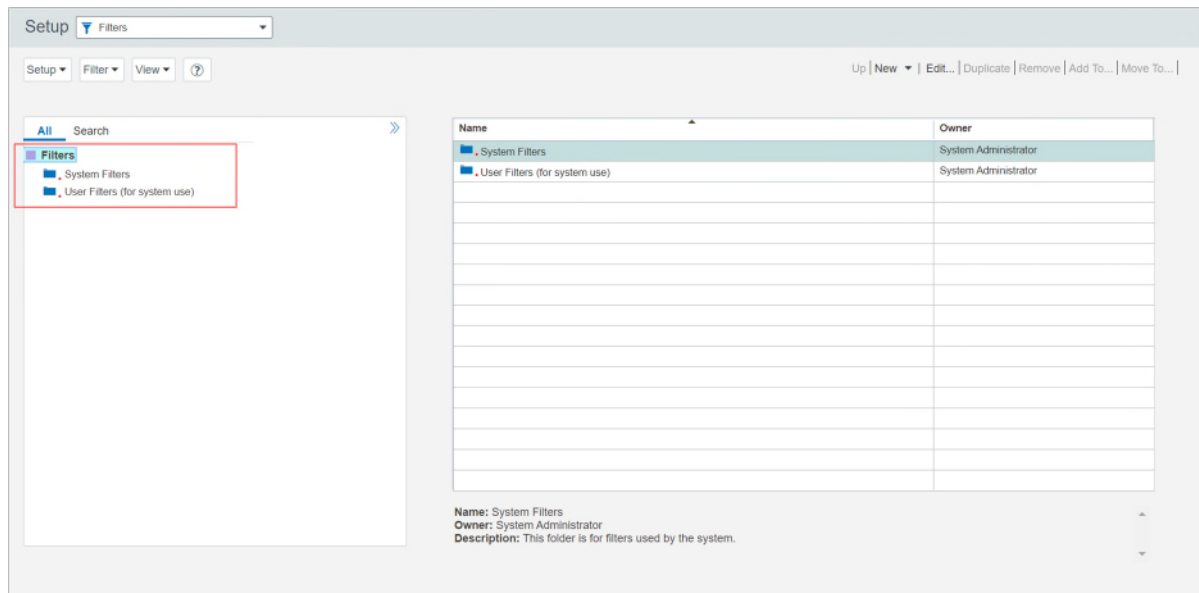
The screenshot displays the Oracle Primavera Portfolio Management interface. On the left, the 'Workflows' navigation pane is visible, featuring a list of workflows (Workflow_1, Workflow_10, Workflow_11) and their details. A red box highlights the pagination controls at the top of this pane, which include a left arrow, a page indicator '# 1 of 2', a right arrow, and a 'GO' button. The main content area on the right shows the 'Scorecard' for '2.3.1-Planned Operating Capital'. It includes a 'Filter' dropdown set to '<Select a Filter>' and a table with the following data:

Items	Capital Total (plan) (\$)	OpCap PY (plan) (\$)	OpCap CY (plan) (\$)
Pf1	45	45	
1 ● item1	1	1	
2 ● item2	44	44	
3 ● item3	-	-	
4 ● New MSP project	-	-	
5 ● null item	-	-	

Include “No Value” Option Supported for all Categories in the Workflow Editor: When defining category values in a workflow, you can now specify a No value condition for a category option by selecting the **Include “No Value”** check box as shown below. For more details, refer to the *OPPM Online Help*.



Scorecard Filter Folders: The **Setup Filters** module now includes two folders: **System Filters** and **User Filters (for system use)**. Use the **User** folder to create and save user-defined filter criteria in the **Setup** module as shown below. For more details, refer to the *OPPM Online Help*.



Primavera Portfolio Management API Updates: New methods, and Code Examples have been added to the **psPortFoliosvalueList** object and **psPortfoliosValueListValueInfo** Helper Object. For more details, see *Portfolio Management Enterprise Application Interfaces APIs AddendumAPI Addendum* document.

Legal Notices

OPPM What's New

Copyright © 1998, 2020, Oracle and/or its affiliates. All rights reserved.

Oracle and Java are registered trademarks of Oracle and/or its affiliates. Other names may be trademarks of their respective owners.

This software and related documentation are provided under a license agreement containing restrictions on use and disclosure and are protected by intellectual property laws. Except as expressly permitted in your license agreement or allowed by law, you may not use, copy, reproduce, translate, broadcast, modify, license, transmit, distribute, exhibit, perform, publish or display any part, in any form, or by any means. Reverse engineering, disassembly, or decompilation of this software, unless required by law for interoperability, is prohibited.

The information contained herein is subject to change without notice and is not warranted to be error-free. If you find any errors, please report them to us in writing.

If this is software or related documentation that is delivered to the U.S. Government or anyone licensing it on behalf of the U.S. Government, the following notice is applicable:

U.S. GOVERNMENT END USERS: Oracle programs, including any operating system, integrated software, any programs installed on the hardware, and/or documentation, delivered to U.S. Government end users are "commercial computer software" pursuant to the applicable Federal Acquisition Regulation and agency-specific supplemental regulations. As such, use, duplication, disclosure, modification, and adaptation of the programs, including any operating system, integrated software, any programs installed on the hardware, and/or documentation, shall be subject to license terms and license restrictions applicable to the programs. No other rights are granted to the U.S. Government.

This software or hardware is developed for general use in a variety of information management applications. It is not developed or intended for use in any inherently dangerous applications, including applications that may create a risk of personal injury. If you use this software or hardware in dangerous applications, then you shall be responsible to take all appropriate failsafe, backup, redundancy, and other measures to ensure its safe use. Oracle Corporation and its affiliates disclaim any liability for any damages caused by use of this software or hardware in dangerous applications.

This software or hardware and documentation may provide access to or information on content, products and services from third-parties. Oracle Corporation and its affiliates are not responsible for and expressly disclaim all warranties of any kind with respect to third-party content, products, and services. Oracle Corporation and its affiliates will not be responsible for any loss, costs, or damages incurred due to your access to or use of third-party content, products, or services.