

Development of Dashboard Forms  
Oracle FLEXCUBE Universal Banking  
Release 12.87.7.0.0  
[May] [2021]



**Table of Contents**

- 1 Preface ..... 3
  - 1.1 Audience..... 3
  - 1.2 Related Documents ..... 3
- 2 Introduction ..... 4
- 3 Creating Dashboard Form..... 4
  - 3.1 Preferences ..... 5
  - 3.2 Data Sources ..... 5
  - 3.3 Data Blocks..... 6
    - 3.3.1 Block Fields ..... 7
  - 3.4 Summary ..... 8
- 4 Generation of units..... 9
- 5 User Maintenance.....10

# 1 Preface

This document describes Dashboard Forms available in Oracle FLEXCUBE and guides the developers in designing a Dashboard screen using Oracle FLEXCUBE Development Workbench for Universal Banking

## 1.1 Audience

This document is intended for FLEXCUBE Application developers/users that use Development Workbench to develop various FLEXCUBE components.

To Use this manual, you need conceptual and working knowledge of the below:

<i>Proficiency</i>	<i>Resources</i>
FLEXCUBE Functional Architecture	Training programs from Oracle Financial Software Services.
FLEXCUBE Technical Architecture	Training programs from Oracle Financial Software Services.
FLEXCUBE Object Naming conventions	Development Overview Guide
FLEXCUBE Screen Development	<i>04-Development_WorkBench_Screen_Development-I.docx</i>
Working knowledge of Web based applications	Self Acquired
Working knowledge of Oracle Database	Oracle Documentations
Working knowledge of PLSQL & SQL Language	Self Acquired
Working knowledge of XML files	Self Acquired

## 1.2 Related Documents

[\*04-Development\\_WorkBench\\_Screen\\_Development-I.docx\*](#)  
[\*05-Development\\_WorkBench\\_Screen\\_Development-II.docx\*](#)

## 2 Introduction

This document provides information on:

- [Chapter 2 , "Introduction"](#)
- [Chapter 3 , "Creating Dashboard Form"](#)
- [Chapter 4 , "Generation of Units"](#)
- [Chapter 5 , "User Maintenance"](#)

## 3 Creating Dashboard Form

- Log into the Development Workbench and click on *Function Generation* tab.

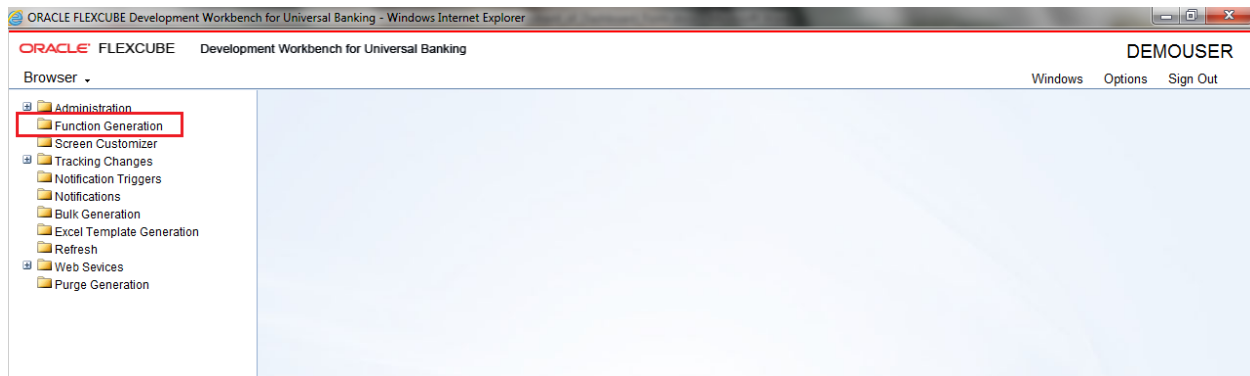


Fig 5.1: Function Generation tab

- Select Action - *New*.
- *Dash Board-id* is to be entered in Function Id field. It follows the same naming convention as a normal function id
- Select Function Type - *Parent*
- Select Function Category - *Dashboard*

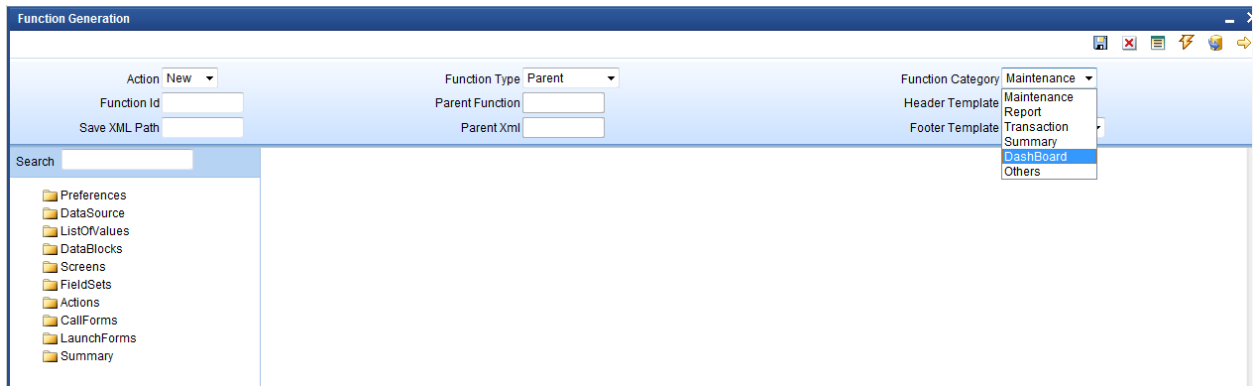


Fig 5.2: Selecting Function Category

### 3.1 Preferences

Developer can maintain the menu details in Preferences screen. Please note that **TYPE STRING** will be generated as 'D' for dashboard screens in **smtb\_menu**.

Currently only summary dashboard screens are supported. So maintain menu details only for summary screens.

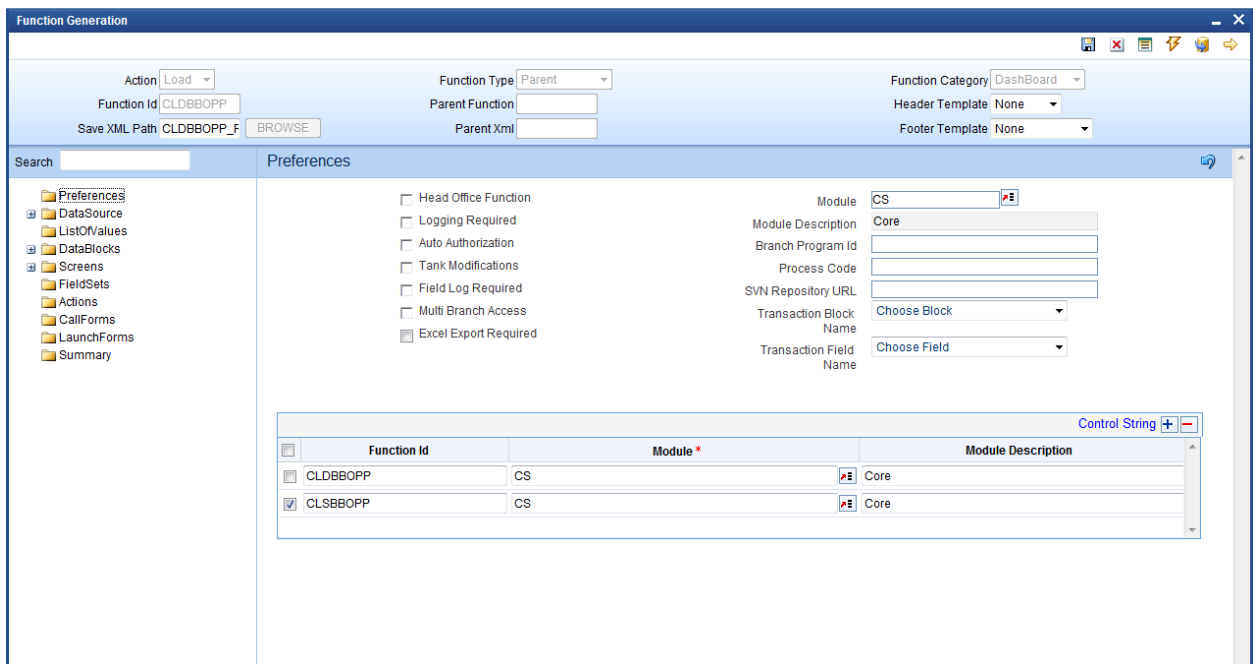


Fig 5.1.1: Selecting the Preferences

### 3.2 Data Sources

Developer can add table as per the requirement. Please note that dashboard screen supports only one data source to be added in a screen (which has to be the master data source)

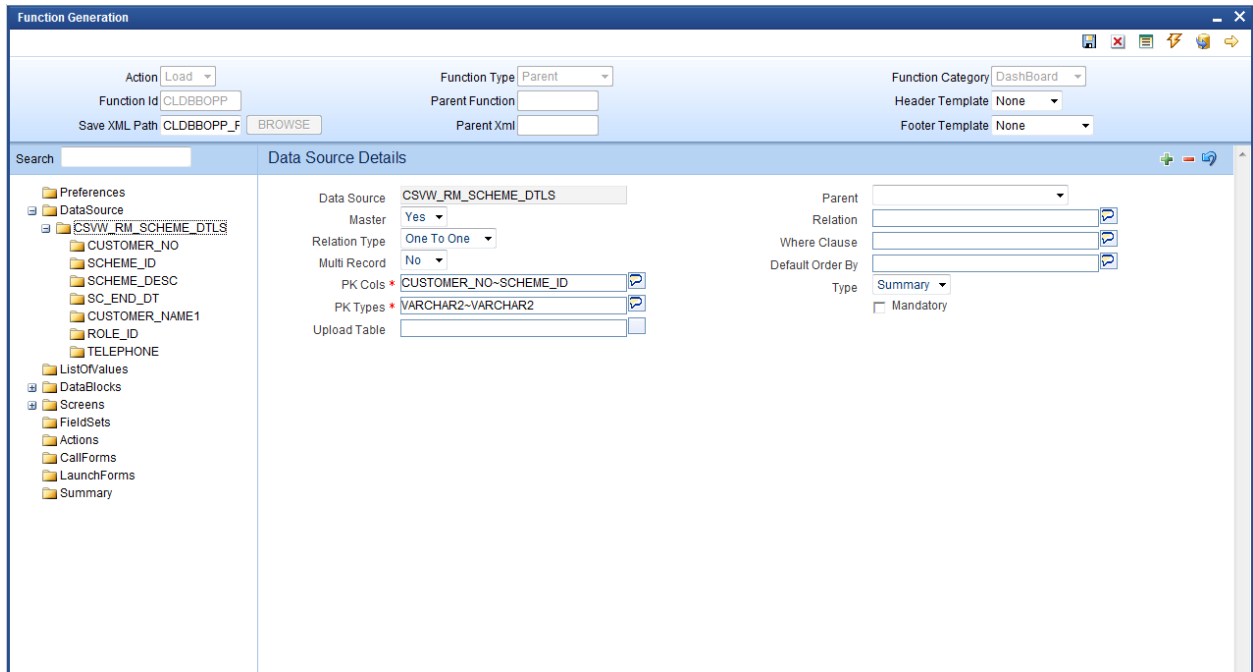


Fig 5.2.1: Data sources

### 3.3 Data Blocks

Data block has to be created and attach the data source to the block. Currently, dashboard screens can have only one data block

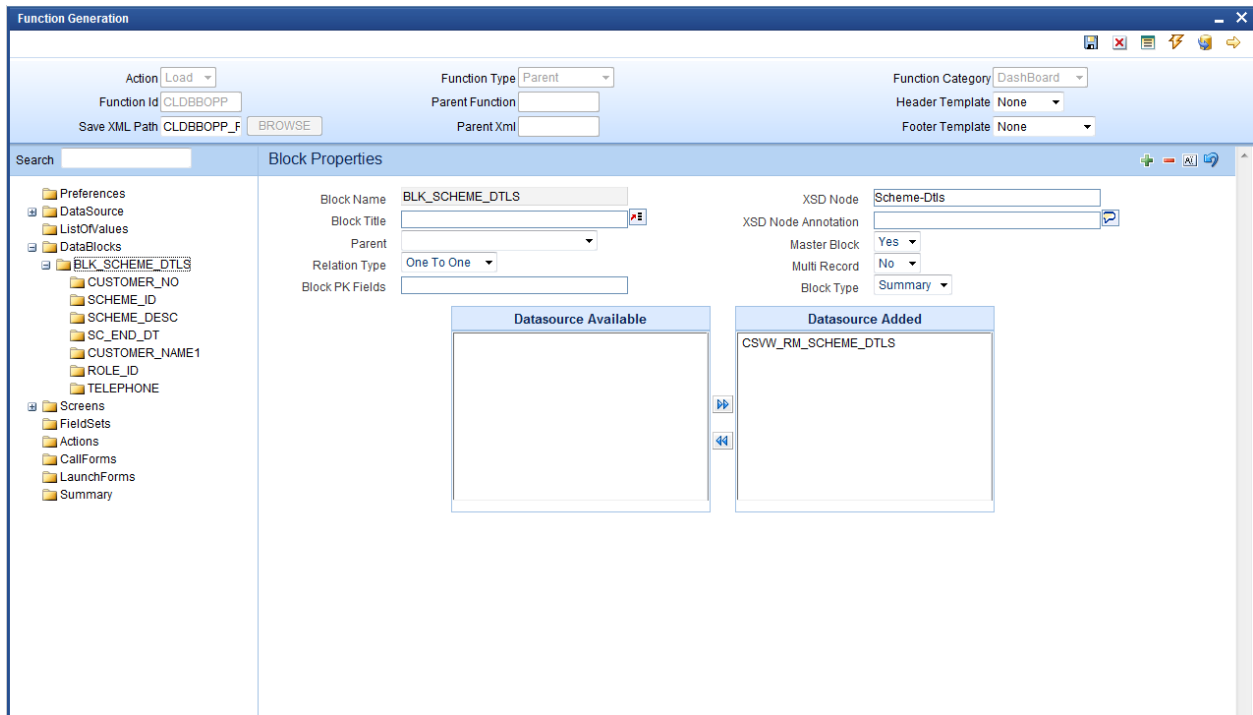


Fig 5.3.1: Data blocks

### 3.3.1 Block Fields

Add block fields to the block as required. If the field is a linked field (hyper link), select *Display type as Link*.

If the field is a linked field, dashboard link details have to be maintained in *dashboard link* tab.

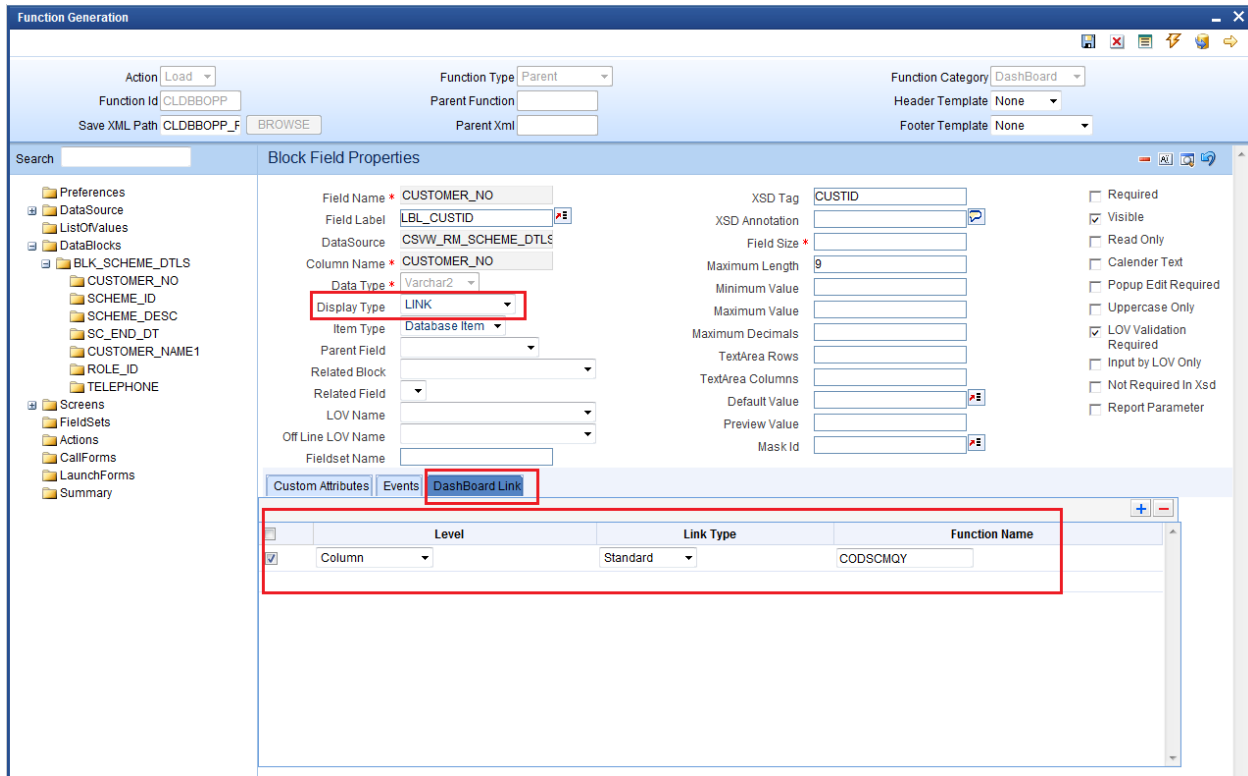


Fig 5.3.1.1: Block fields

**Level:** Level can be either Row or Column.

If it is column, then the link is limited to that column alone and different links can be provided different fields in the same row. Multiple column level links can be defined for a summary dashboard

If it is row, the link is the same across all the fields in the row. Only one row level link can be defined for a summary dashboard. If a row level link is present, then no other link should be defined in the summary dashboard.

**Link Type:** Link Type can be standard or custom.

**Function Name:** Provide the function id which has to be launched on clicking the linked field. Linked field value will be taken as the primary key for launching this function id.

### 3.4 Summary

Development Workbench currently supports only summary dashboards. Attach the block to the summary screen. Hence don't create any screens.

**Summary Screen Size:** Specify the size of the summary screen

**Main Summary Screen:** Specify the main summary screen function id which will be launched on clicking *more*



Don't provide any values in default where clause. This has to be maintained by the user through user dashboard maintenance screen in Flex cube.  
Attach the fields which are required in the summary screen.

Below screenshot shows the summary screen along with the preview of the screen

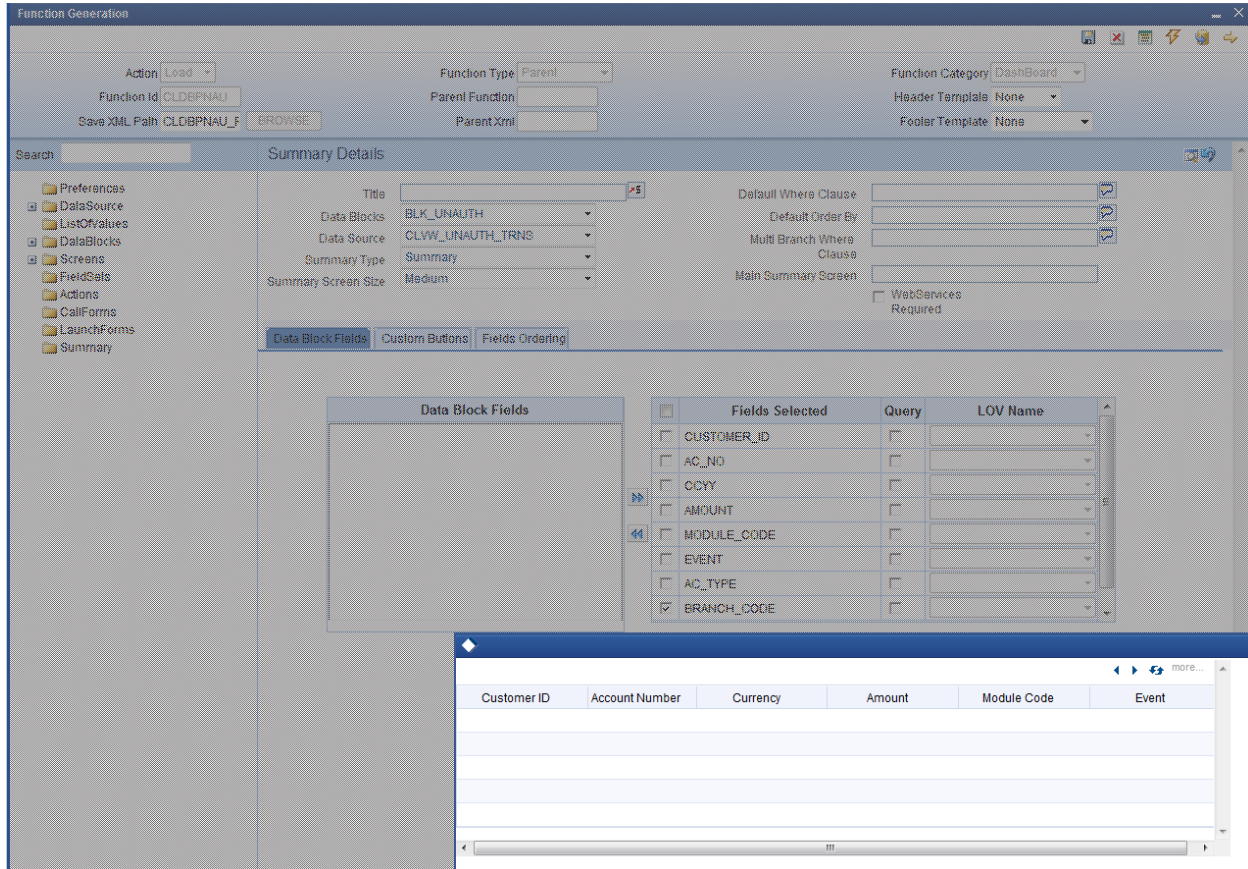


Fig 4.4.1: Summary Screen

## 4 Generation of units

Following units needs to be generated and deployed for the proper functioning of summary dashboard screen.

- i) SYS js
- ii) UIXML
- iii) Menu details inc (smtb\_menu)
- iv) Summary Details inc(cstb\_summary\_info)
- v) Label Details, Data source details

## 5 User Maintenance

User need to maintain the dashboards accessible to him in user dashboard maintenance screen in FLEXCUBE . Sequence number of the screens as well as the *where clause of summary screen* has to be provided here.



Development of Dashboard Forms  
[May] [2021]  
Version 12.87.7.0.0

Oracle Financial Services Software Limited  
Oracle Park  
Off Western Express Highway  
Goregaon (East)  
Mumbai, Maharashtra 400 063  
India

Worldwide Inquiries:  
Phone: +91 22 6718 3000  
Fax: +91 22 6718 3001  
[www.oracle.com/financialservices/](http://www.oracle.com/financialservices/)

Copyright © 2007, 2021, Oracle and/or its affiliates. All rights reserved.

Oracle and Java are registered trademarks of Oracle and/or its affiliates. Other names may be trademarks of their respective owners.

**U.S. GOVERNMENT END USERS:** Oracle programs, including any operating system, integrated software, any programs installed on the hardware, and/or documentation, delivered to U.S. Government end users are "commercial computer software" pursuant to the applicable Federal Acquisition Regulation and agency-specific supplemental regulations. As such, use, duplication, disclosure, modification, and adaptation of the programs, including any operating system, integrated software, any programs installed on the hardware, and/or documentation, shall be subject to license terms and license restrictions applicable to the programs. No other rights are granted to the U.S. Government.

This software or hardware is developed for general use in a variety of information management applications. It is not developed or intended for use in any inherently dangerous applications, including applications that may create a risk of personal injury. If you use this software or hardware in dangerous applications, then you shall be responsible to take all appropriate failsafe, backup, redundancy, and other measures to ensure its safe use. Oracle Corporation and its affiliates disclaim any liability for any damages caused by use of this software or hardware in dangerous applications.

This software and related documentation are provided under a license agreement containing restrictions on use and disclosure and are protected by intellectual property laws. Except as expressly permitted in your license agreement or allowed by law, you may not use, copy, reproduce, translate, broadcast, modify, license, transmit, distribute, exhibit, perform, publish or display any part, in any form, or by any means. Reverse engineering, disassembly, or decompilation of this software, unless required by law for interoperability, is prohibited.

The information contained herein is subject to change without notice and is not warranted to be error-free. If you find any errors, please report them to us in writing.

This software or hardware and documentation may provide access to or information on content, products and services from third parties. Oracle Corporation and its affiliates are not responsible for and expressly disclaim all warranties of any kind with respect to third-party content, products, and services. Oracle Corporation and its affiliates will not be responsible for any loss, costs, or damages incurred due to your access to or use of third-party content, products, or services.