

Troubleshooting Guide

Oracle Banking Virtual Account Management

Release 14.5.0.0.0

Part Number F41346-01

May 2021

Troubleshooting Guide

Oracle Financial Services Software Limited

Oracle Park

Off Western Express Highway

Gurgaon (East)

Mumbai, Maharashtra 400 063

India

Worldwide Inquiries:

Phone: +91 22 6718 3000

Fax: +91 22 6718 3001

<https://www.oracle.com/industries/financial-services/index.html>

Copyright © 2018, 2021, Oracle and/or its affiliates. All rights reserved.

Oracle and Java are registered trademarks of Oracle and/or its affiliates. Other names may be trademarks of their respective owners.

U.S. GOVERNMENT END USERS: Oracle programs, including any operating system, integrated software, any programs installed on the hardware, and/or documentation, delivered to U.S. Government end users are “commercial computer software” pursuant to the applicable Federal Acquisition Regulation and agency-specific supplemental regulations. As such, use, duplication, disclosure, modification, and adaptation of the programs, including any operating system, integrated software, any programs installed on the hardware, and/or documentation, shall be subject to license terms and license restrictions applicable to the programs. No other rights are granted to the U.S. Government.

This software or hardware is developed for general use in a variety of information management applications. It is not developed or intended for use in any inherently dangerous applications, including applications that may create a risk of personal injury. If you use this software or hardware in dangerous applications, then you shall be responsible to take all appropriate failsafe, backup, redundancy, and other measures to ensure its safe use. Oracle Corporation and its affiliates disclaim any liability for any damages caused by use of this software or hardware in dangerous applications.

This software and related documentation are provided under a license agreement containing restrictions on use and disclosure and are protected by intellectual property laws. Except as expressly permitted in your license agreement or allowed by law, you may not use, copy, reproduce, translate, broadcast, modify, license, transmit, distribute, exhibit, perform, publish or display any part, in any form, or by any means. Reverse engineering, disassembly, or decompilation of this software, unless required by law for interoperability, is prohibited. The information contained herein is subject to change without notice and is not warranted to be error-free. If you find any errors, please report them to us in writing.

This software or hardware and documentation may provide access to or information on content, products and services from third parties. Oracle Corporation and its affiliates are not responsible for and expressly disclaim all warranties of any kind with respect to third-party content, products, and services. Oracle Corporation and its affiliates will not be responsible for any loss, costs, or damages incurred due to your access to or use of third-party content, products, or services.

Contents

1	Introduction.....	1
1.1	About this Guide.....	1
1.2	Audience	1
1.3	Document Accessibility	1
1.4	List of Chapters	1
1.5	Prerequisites	2
1.6	General Prevention	2
1.7	Best Practices	2
2	Troubleshooting Technical Flows.....	3
2.1	Where is the problem	3
2.2	Preliminary checks from UI	3
2.3	Preliminary checks from Service Log files	5
2.4	Troubleshooting using Zipkin Traces	5
2.4.1	Setting Zipkin Server.....	5
2.4.2	Login to Zipkin	5
2.4.3	Zipkin Issues	8
2.5	Troubleshooting Logs using ELK stack.....	10
2.5.1	Setting up ELK	10
2.5.2	Accessing Kibana.....	11
2.5.3	Searching for logs in Kibana	11
2.5.4	Some search query tips	12
2.5.5	How to export logs for Tickets.....	12
2.6	Troubleshooting Logs Kafka issues	12
2.6.1	Setting up kafka.....	12
2.6.2	Check if kafka is running	12
2.6.3	Some references that can be useful	12
2.7	Troubleshooting Environmental Issues.....	13
2.7.1	Possible issues while deploying services	13
2.7.2	Possible issues in login and screen launch	13
3	Health Checks.....	15
3.1	Weblogic.....	15
3.1.1	Unable to login to weblogic console.....	15
3.1.2	Unable to stop a service.....	16
3.1.3	GC Overhead limit exceeded/OutOfMemoryException error.....	16
3.1.4	Managed server is failed or not reachable	17
3.1.5	weblogic.application.ModuleException error.....	18

3.2	Application Services	18
3.3	Database	22
3.3.1	Configure Data Sources in WebLogic	22
3.3.2	Day0 Scripts	23
4	Troubleshooting Functional Workflows	24
4.1	Oracle Banking Virtual Account Management – subdomains.....	24
4.1.1	First level issues.....	25
4.1.2	Call is failing in OBRH/ Accounting call (FCUBS) is failing.....	29
4.1.3	Transaction data verification	30
4.1.4	OBIC call is failing	30
4.1.5	Oracle Banking Routing Hub configuration	31
5	Business Error Codes	32
6	Appendix A: Acronyms, Abbreviations and Definitions	124
7	Appendix B: Related Documentation.....	125

1 Introduction

1.1 About this Guide

This Troubleshooting Guide provides guidance to users for the issues within the application. It describes various methods to figure out the error and then troubleshoot it.

1.2 Audience

This guide is intended for the software developers and software testers.

1.3 Document Accessibility

For information about Oracle's commitment to accessibility, visit the Oracle Accessibility Program website at <http://www.oracle.com/pls/topic/lookup?ctx=acc&id=docacc>.

1.4 List of Chapters

This manual is organized into the following chapters. The chapters 1 to 3 are generic and applicable for OBMA platform wide troubleshooting and chapter 4 to 7 are specific to Oracle Banking Virtual Account Management.

Chapter	Description
Introduction	This chapter provides the information about this guide and intended audience. It also lists the various chapters covered in this User Manual.
Troubleshooting Technical Flows	This chapter describes the platform wide troubleshooting of technical flows. This includes UI side checking, Service side logs, tracing using zipkin, debugging using ELK stack and some environment issues of weblogic
Health Checks	This chapter describes the health check measures and observability required.

Troubleshooting Functional Workflows	This chapter describes the Oracle Banking Virtual Account Management specific troubleshooting flows and specific data stores that can be checked for issues. This includes Oracle Banking Virtual Account Management sub-domain(wars) and high-level flow of Cash Deposit transaction and key Process Log table to be checked to troubleshoot transaction flow
Business Error Codes	This chapter provides the list of error codes expected out of Oracle Banking Virtual Account Management

1.5 Prerequisites

The prerequisites are as follows:

- Basic understanding of Eventing platform
- Basic understanding application log analysis using tools.
- Basic understanding DB changes.

1.6 General Prevention

Do not make changes to Flyway scripts manually.

1.7 Best Practices

The best practices are as follows:

- It is ideal to have ELK stack installed on a separate VM outside the product VMs to ensure flow of logs in case of app crash.
- Log levels can be adjusted to INFO and above to enable relevant logs to flow in.

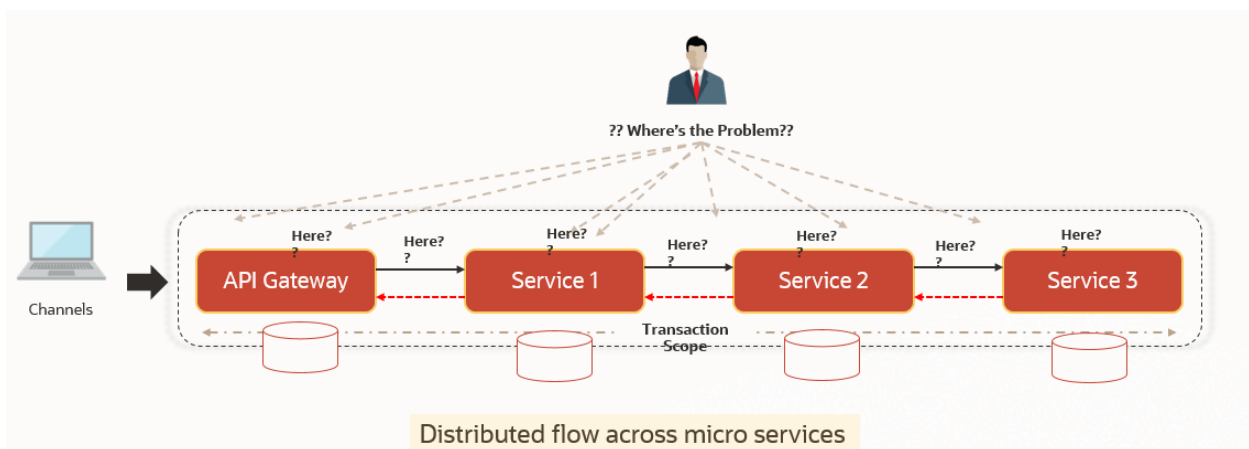
2 Troubleshooting Technical Flows

This chapter describes various programming issues, possible causes, and solutions to resolve the issues.

2.1 Where is the problem

Troubleshooting the problem in distributed system could be bit challenging if not understood fully. Each product has UI application components and service side application components. Each side requires different troubleshooting techniques and various logs that can be used to corroborate the problem.

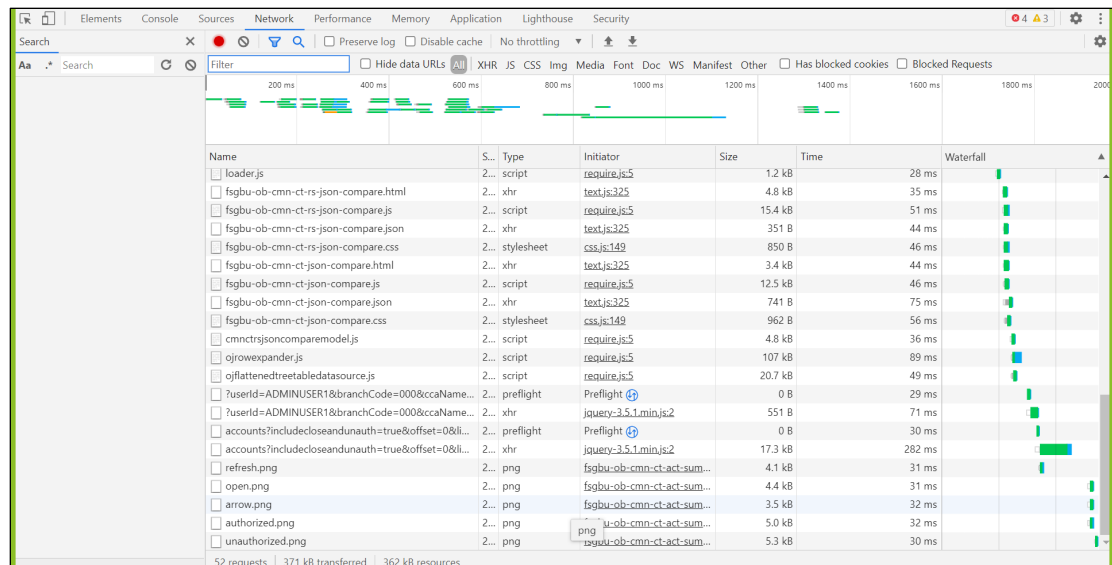
The below picture shows that on service side, it is important to establish the area of the problem. This can be achieved by complete understanding of UI, Service side flows along with the data architecture of application.



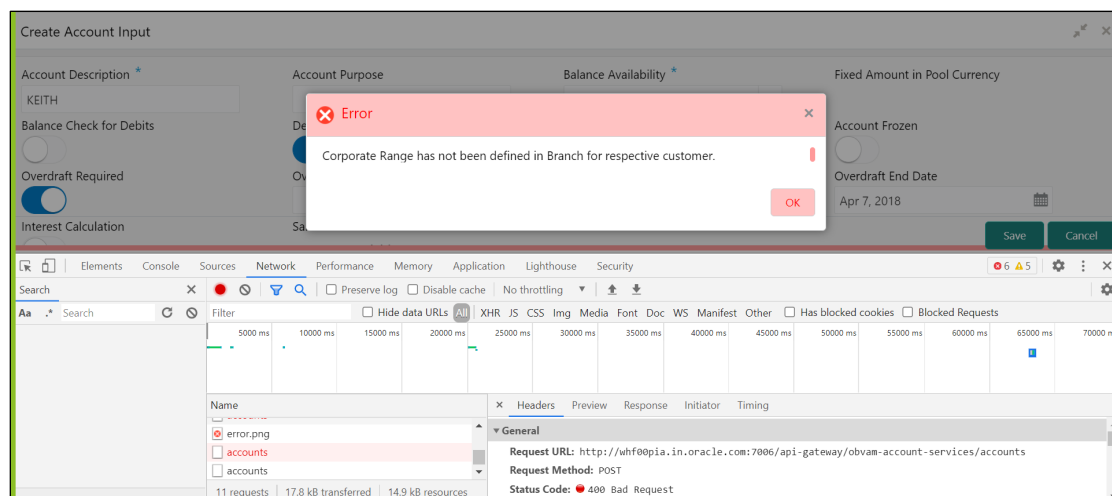
2.2 Preliminary checks from UI

This section describes how to launch the application and check for the basic errors. Perform the following steps:

1. Launch the application with delegated URL.
2. Press **F12** key, and select **Inspect and See network** tab.
3. Verify that all the calls responses are successful. Usually **RED** color indicates non 2xx HTTP response.

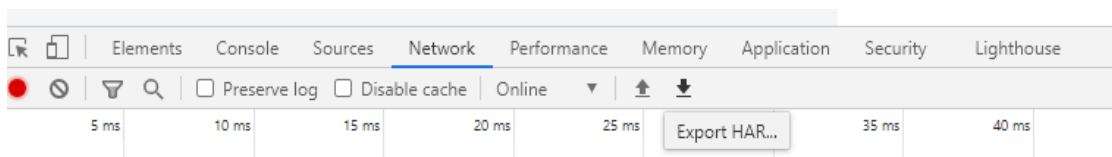


Non 2xx response:



- You can also export the trace using export option in browsers

Example in Chrome you would see this option as below



You can also use tools such as **fiddler** and **wireshark** to get the browser to API gateway web traffic. This would help to investigate exact request and response payloads exchanged between UI and API Gateway.

2.3 Preliminary checks from Service Log files

Each micro service sub domain war deployments can generate the log files in weblogic server. The configuration of this log can be found at **logback.xml**

```
<root level="INFO">
  <appender-ref ref="FILE" />
</root>
```

In production scenarios, it is wise to ensure the root level is configured as ERROR so that log files don't get overwhelmed

Refer Weblogic documentation to know the path where these files are generated. In on-premises cases, these log files can be zipped and send for remote troubleshooting purposes.

2.4 Troubleshooting using Zipkin Traces

2.4.1 Setting Zipkin Server

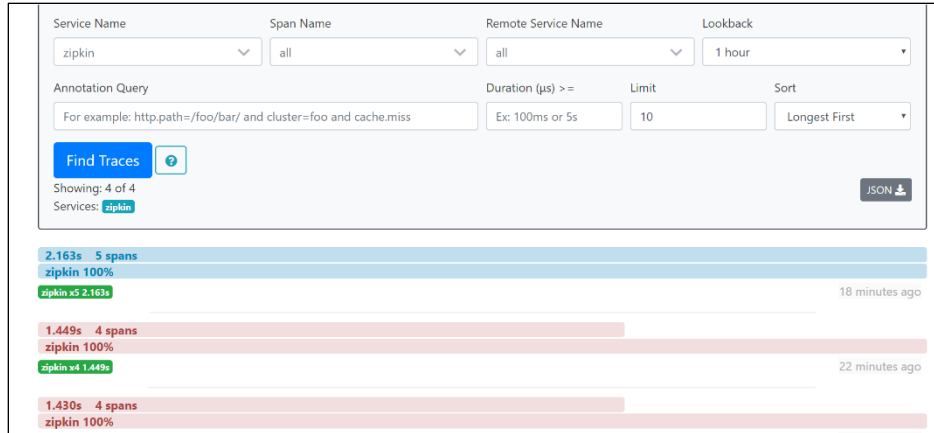
Refer **ANNEXURE-2** for Zipkin installation

2.4.2 Login to Zipkin

The basic layout of Zipkin looks as follows

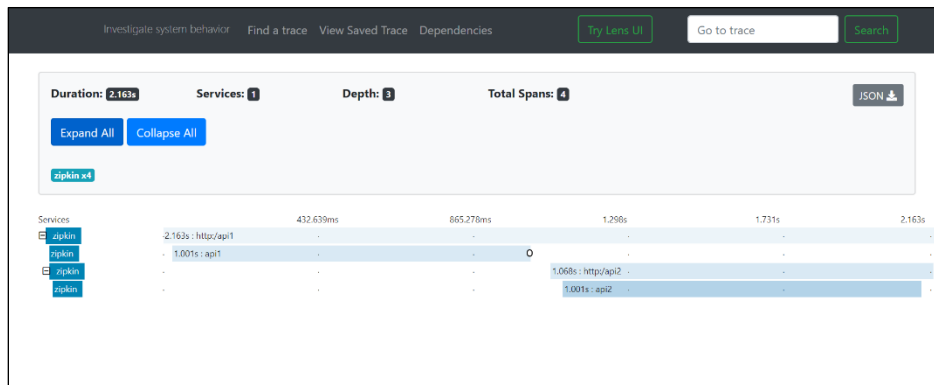
The screenshot shows the Zipkin web interface. At the top, there are navigation links: "Investigate system behavior", "Find a trace", "View Saved Trace", and "Dependencies". There is a "Try Lens UI" button and a "Go to trace" input field with a "Search" button. Below this is a search filter section with four dropdown menus: "Service Name" (set to "zipkin"), "Span Name" (set to "all"), "Remote Service Name" (set to "all"), and "Lookback" (set to "15 minutes"). Below these are three input fields: "Annotation Query" (with an example: "http.path=/foo/bar/ and cluster=foo and cache.miss"), "Duration (µs) >=" (with an example: "Ex: 100ms or 5s"), and "Limit" (set to "10"). There is also a "Sort" dropdown menu set to "Longest First". A blue "Find Traces" button is at the bottom left of the filter section. Below the filter section is a light blue box with the text: "Please select the criteria for your trace lookup."

We can find the traces of required API calls and services using the above search options given in the user interface. The search options given in the user interface are self-explanatory and there is another UI option (Try Lens UI). It's given a different user interface with the same functionality.

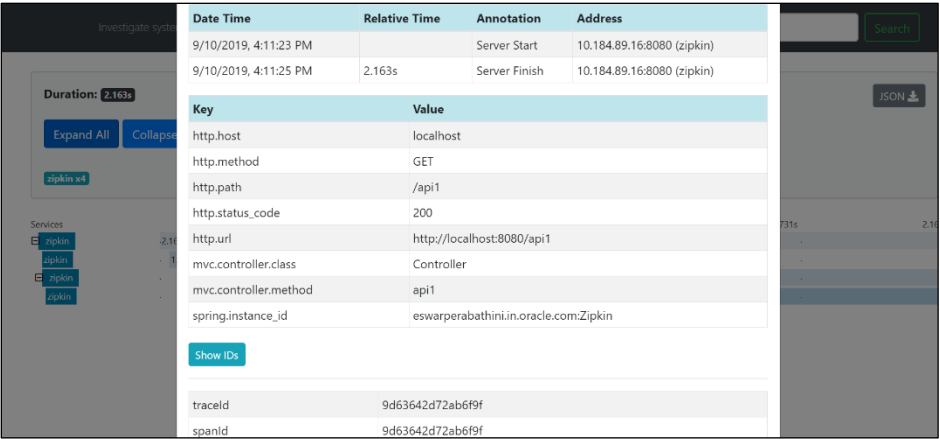


The list of the traces can be seen as the above screen. I made some error API calls to showcase how to track errors. The blue listings show the successful API hits and the red listings indicate errors. Each block indicates a single trace in the listings.

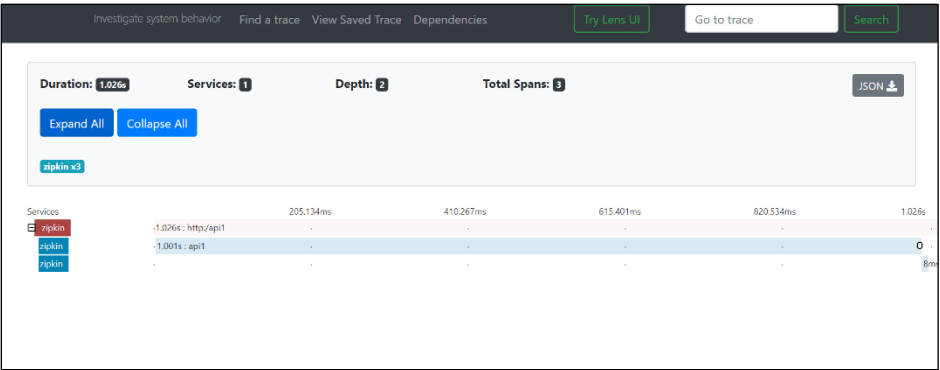
Opening an individual trace shows the below-shown screen.



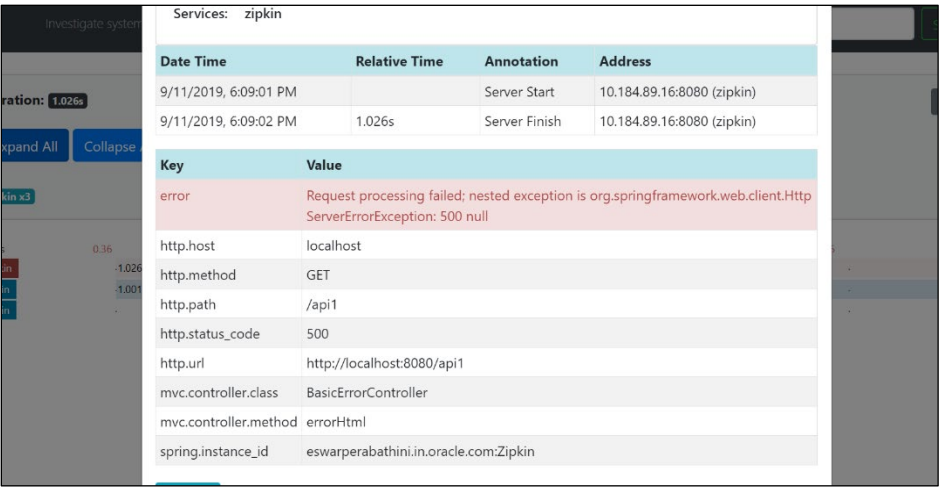
The above-shown image describes the time taken for each block. As I created 2 custom spans inside 2 service calls, we can find a total of 4 blocks. The time taken for an individual block can be seen above. Clicking an individual block shows the following details.



The details of the specific span block are shown above and the logging events can also be seen in the Zipkin UI as small circular blocks. An example of an error log is shown below.

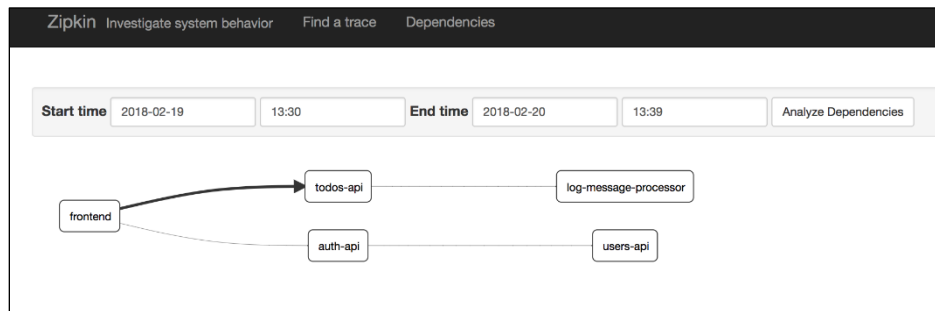


Clicking on the error portion gives a clear detail about the error and where the error has arisen. An example is shown below.



If the Lens UI is used in Zipkin, the above screenshots are not applicable but are relatable to the Lens UI as well.

Traces of the application can be found using Traceld, which can be found in the debug logs of the deployment when spring-cloud-sleuth is included in the dependencies(Included in spring-cloud-starter-zipkin dependency). Clicking the dependency tab gives the dependency graph info between micro-services. An example dependency graph is shown below.

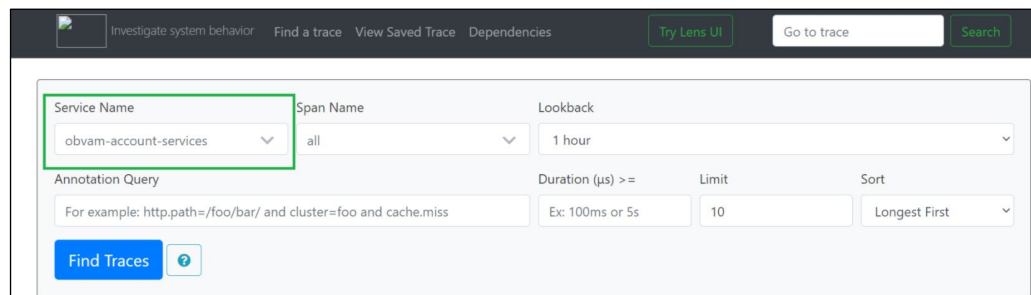


2.4.3 Zipkin Issues

2.4.3.1 Application service not registered

Perform the following steps to find the cause of this error:

1. Check the applications, which are sending the trace report to zipkin server from **Service Name** drop-down list.



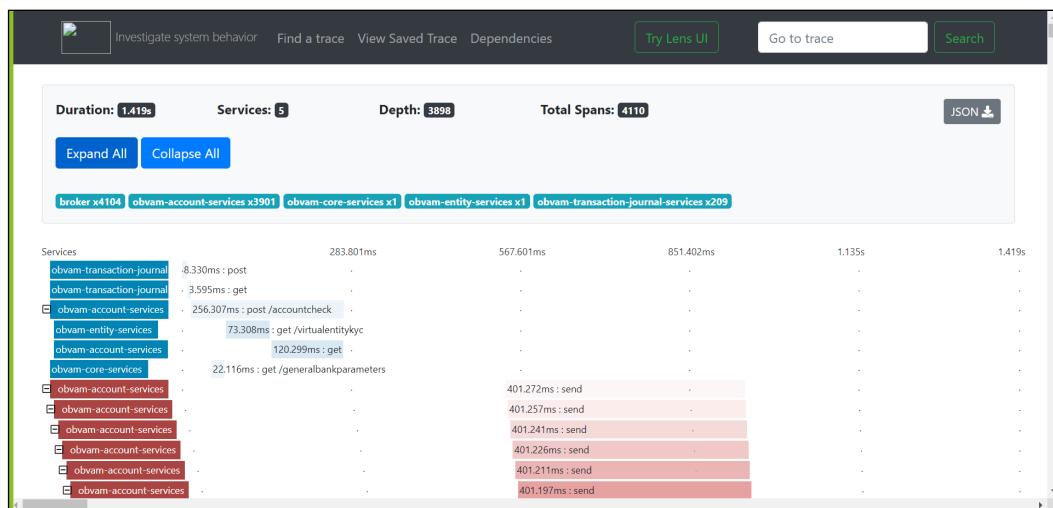
2. If the required application is not listed in Zipkins, check the application.yml file for zipkin base URL configuration. The shipped application.yml should have the zipkin entry.

```

1: spring:
2:   application:
3:     name: obvam-statement-services
4:   main:
5:     allow-bean-definition-overriding: true
6:   autoconfigure:
7:     exclude: org.springframework.boot.autoconfigure.jdbc.DataSourceAutoConfiguration,org.springframework.boot.autoconfigure.orm.jpa.HibernateJpaAutoConfiguration
8:   sleuth:
9:     sampler:
10:      percentage: 1.0
11:      probability: 1.0
12:   zipkin:
13:     baseUrl: ${plato.services.zipkin.url}
14:     Jackson:
15:     platoflyway:
  
```

NOTE: Every service should have **spring-cloud-sleuth-zipkin** dependency added in build gradle file for the service to generate and send trace Id and span Id.

Compile group: 'org.springframework.cloud', name: 'spring-cloud-sleuth-zipkin', version: '2.1.2.RELEASE'.



2.4.3.2 404 error

If there is 404 error, check if the zipkin-server.jar is running in the system where the application is deployed.

To check this execute the following command

```
netstat -ltnup | grep ':9411'
```

output should be like:

```
tcp6      0      0 :::9411          :::*              LISTEN        10892/java
```

Here 10892 is the PID.

2.4.3.3 Unable to change zipkin default port number

Zipkin default port number is not editable. Hence, verify that the port 9411 is available to start Zipkin-server.jar file.

2.5 Troubleshooting Logs using ELK stack

2.5.1 Setting up ELK

Download the Elastic search from <https://www.elastic.co/downloads/elasticsearch>

Kibana download <https://www.elastic.co/downloads/kibana>

Logstash download <https://www.elastic.co/downloads/logstash>

Default port for Elastic search- 9200

Default port for Kibana- 5601

Step to run ELK:

Run the elasticsearch.sh file present inside /scratch/software/ELK/elasticsearch-6.5.1/bin

Configure Kibana to point the running instance of elastic search in kibana.yml file as below

```
# Kibana is served by a back end server. This setting specifies the port to use.
#server.port: 5601

# Specifies the address to which the Kibana server will bind. IP addresses and host names are both valid values.
# The default is 'localhost', which usually means remote machines will not be able to connect.
# To allow connections from remote users, set this parameter to a non-loopback address.
server.host: "whf00peb"

# Enables you to specify a path to mount Kibana at if you are running behind a proxy.
# Use the `server.rewriteBasePath` setting to tell Kibana if it should remove the basePath
# from requests it receives, and to prevent a deprecation warning at startup.
# This setting cannot end in a slash.
#server.basePath: ""

# Specifies whether Kibana should rewrite requests that are prefixed with
# `server.basePath` or require that they are rewritten by your reverse proxy.
# This setting was effectively always `false` before Kibana 6.3 and will
# default to `true` starting in Kibana 7.0.
#server.rewriteBasePath: false

# The maximum payload size in bytes for incoming server requests.
#server.maxPayloadBytes: 1048576

# The Kibana server's name. This is used for display purposes.
#server.name: "your-hostname"

# The URL of the Elasticsearch instance to use for all your queries.
#elasticsearch.url: "http://localhost:9200"

# When this setting's value is true Kibana uses the hostname specified in the server.host
```

Configuring Logstash consists of 3 steps:

1. **Input-** This configuration is required to provide the log file location for the Logstash to read from.
2. **Filter-** Filters in logstash is basically used to control or format the read operation (Line by line or Bulk read)
3. **Output-** In this section we provide the running elastic search instance to send the data for persisting.

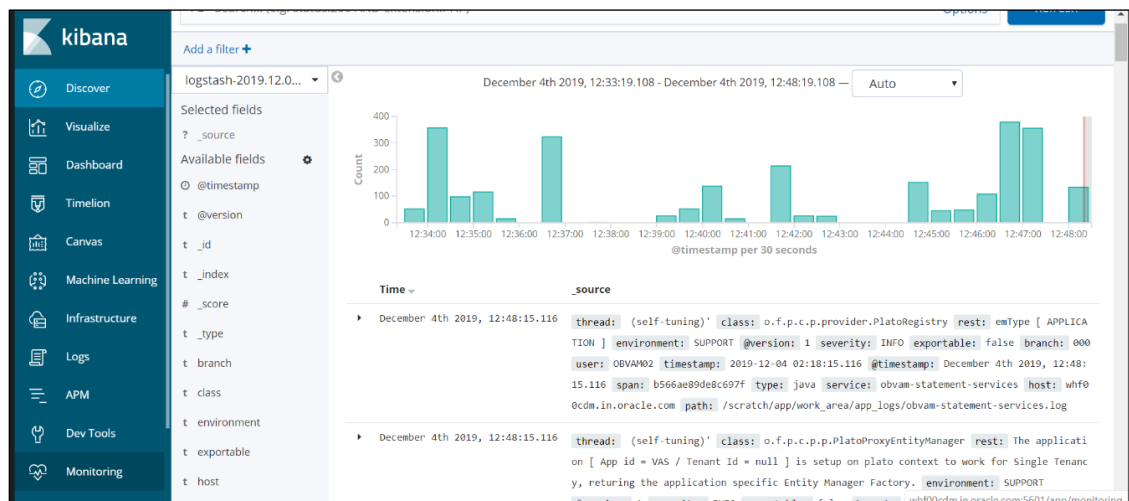
```
input {
  file {
    type => "java"
    path => "/scratch/Software/Weblogic_Installation/user_projects/domains//base_domain/logs/obremo-srv-cmn-transaction-services.log"
    codec => multiline {
      pattern => "Transaction Ended!"
      negate => "true"
      what => "next"
    }
  }
}

filter {
  #If log line contains tab character followed by 'at' then we will tag that entry as stacktrace
  if [message] =~ "\tat" {
    grok {
      match => ["message", "^(\\tat)"]
      add_tag => ["stacktrace"]
    }
  }
}

output {
  stdout {
    codec => rubydebug
  }

  # Sending properly parsed log events to elasticsearch
  elasticsearch {
    hosts => ["localhost:9200"]
  }
}
```

2.5.2 Accessing Kibana



2.5.3 Searching for logs in Kibana

Not Applicable

2.5.4 Some search query tips

Not Applicable

2.5.5 How to export logs for Tickets

Not Applicable

2.6 Troubleshooting Logs Kafka issues

2.6.1 Setting up kafka

Download kafka from https://www.apache.org/dyn/closer.cgi?path=/kafka/2.7.0/kafka_2.12-2.7.0.tgz

Download Zookeeper from <https://www.apache.org/dyn/closer.lua/zookeeper/zookeeper-3.6.2/apache-zookeeper-3.6.2-bin.tar.gz>

Now first we need to start zookeeper and then kafka.

Please follow steps mentioned here

<https://kafka.apache.org/quickstart>

2.6.2 Check if kafka is running

Run cmd \$ **netstat -tlnp | grep :9092**
(9092 is default port of kafka)

Possible issue while starting kafka

1. Kafka is not starting may be because zookeeper is not yet started
run cmd \$ **netstat -tlnp | grep :2181**
(2181 is default port of zookeeper)
if any services is not running on this port means zookeeper is down
2. Check if any permission issue is there for kafka log folder.

Create console producer and consumer for troubleshooting

here is a use full reference for that <http://cloudurable.com/blog/kafka-tutorial-kafka-from-command-line/index.html>

2.6.3 Some references that can be useful

https://docs.cloudera.com/documentation/kafka/latest/topics/kafka_faq.html

2.7 Troubleshooting Environmental Issues

This section contains the following subsections:

- [2.7.1 Possible issues while deploying services](#)
- [2.7.2 Possible issues in login and screen launch](#)

2.7.1 Possible issues while deploying services

This subsection describes the possible issues that may occur in the environment.

2.7.1.1 Service deployment is failing due to flyway

If the service deployment is failing due to flyway, verify that the object or record is already present and make changes in the flyway scripts accordingly.

2.7.1.2 Other possible issues

The other possible issue while deploying services could be multiple version of dependency jars present in the war file. For example, “weblogic.application.naming.EnvironmentException: duplicate persistence units with name PLATO in scope cmc-customer-services-5.3.0.war.”

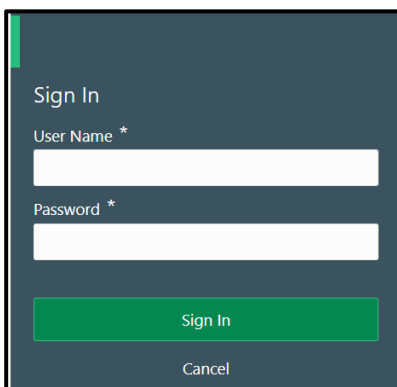
2.7.2 Possible issues in login and screen launch

This subsection describes the possible issues that may occur while logging in and launching the screens.

2.7.2.1 Login page is not launching

If the login page is not launching, check if the obremo-app-shell war file is deployed. If it is deployed, make sure that the war file is up and running in the deployed managed server and try to login. In addition, check if you are logged in with the appshell URL according to the war file deployed.

For example, <http://10.40.162.114:8731/app-shell/> . In this URL, the name app-shell is dynamic, which depends on the name of war file deployed.



The image shows a 'Sign In' dialog box with a dark blue background. It contains two input fields: 'User Name *' and 'Password *'. Below the fields are two buttons: a green 'Sign In' button and a white 'Cancel' button. The dialog box has a thin green vertical bar on the left side.

2.7.2.2 Unable to login after launching the application

If you are not able to login after the application is launched, make sure that the plato-api-gateway service, plato-ui-config service, sms-core-service, and common core services are up and running.

PLATO-API-GATEWAY	n/a (1) (1)	UP (1) - fsgbu-phx-54.snphxprshared1.gbucdsint02phx.oraclevcn.com:plato-api-gateway:5012
PLATO-DISCOVERY-SERVICE	n/a (1) (1)	UP (1) - fsgbu-phx-54.snphxprshared1.gbucdsint02phx.oraclevcn.com:plato-discovery-service:5012
PLATO-UI-CONFIG-SERVICES	n/a (1) (1)	UP (1) - fsgbu-phx-54.snphxprshared1.gbucdsint02phx.oraclevcn.com:plato-ui-config-services:5012
SMS-CORE-SERVICES	n/a (1) (1)	UP (1) - fsgbu-phx-54.snphxprshared1.gbucdsint02phx.oraclevcn.com:sms-core-services:5012

2.7.2.3 Unable to login after restarting the services

If you are not able to login after restarting the services, make sure that the LDAP server is up and running, and check if the entered credentials are correct.

2.7.2.4 OBVAM menus are not displayed after logging in

After you log in, if the obvam menus are not displayed, map the functional activity codes in the table SMS_TM_ROLE_ACTIVITY. Once it is mapped, check if the corresponding role is assigned to your user id.

2.7.2.5 Screens are not launching after logging in

If you are not able to launch the screens after logging in, make sure that the respective services are up and running.

NOTE: Verify the VPN connection while trying to troubleshoot the issues related to page launching, etc.

3 Health Checks

Until we get health check APIs implemented, the health need to be monitored using weblogic JVM managed server status and Eureka instance

OBVAM-ACCOUNT-SERVICES	n/a (1) (1)	UP (1) - whf00pia.in.oracle.com:obvam-account-services:8731
OBVAM-CORE-SERVICES	n/a (1) (1)	UP (1) - whf00pia.in.oracle.com:obvam-core-services:8731
OBVAM-ECA-SERVICES	n/a (1) (1)	UP (1) - whf00pia.in.oracle.com:obvam-eca-services:8731
OBVAM-ENTITY-SERVICES	n/a (1) (1)	UP (1) - whf00pia.in.oracle.com:obvam-entity-services:8731
OBVAM-EXTERNAL-DDA-SERVICES	n/a (1) (1)	UP (1) - whf00pia.in.oracle.com:obvam-external-dda-services:8731
OBVAM-IC-BOD-BATCH-SERVICES	n/a (1) (1)	UP (1) - mum00bxj.in.oracle.com:obvam-ic-bod-batch-services:8505
OBVAM-IC-CHARGE-CALC-SERVICES	n/a (1) (1)	UP (1) - mum00bxj.in.oracle.com:obvam-ic-charge-calc-services:8604
OBVAM-IC-EXTERNAL-ADAPTER-SERVICES	n/a (1) (1)	UP (1) - mum00bxj.in.oracle.com:obvam-ic-external-adapter-services:8604

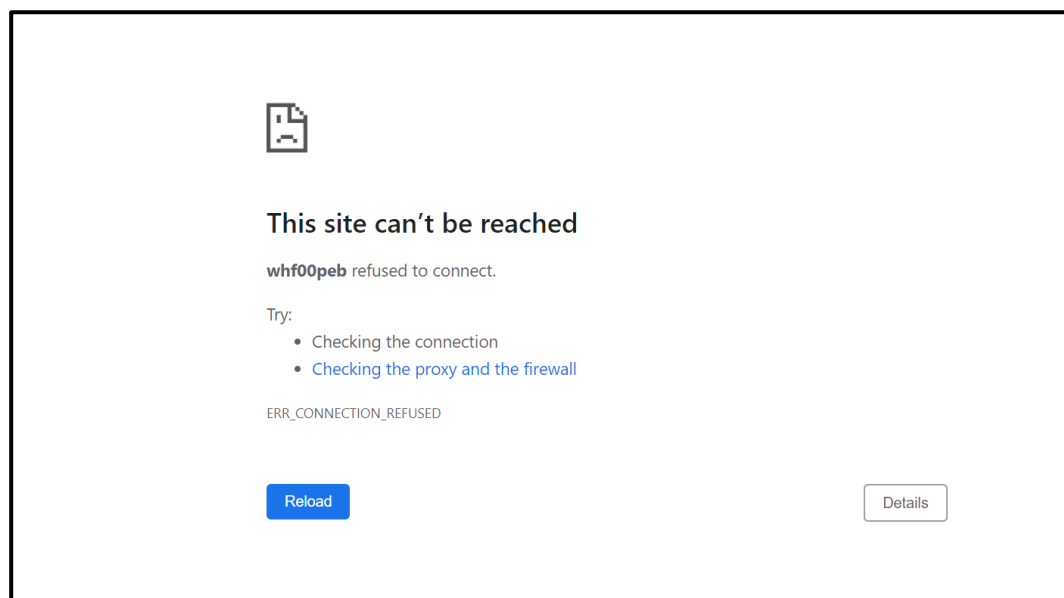
3.1 Weblogic

3.1.1 Unable to login to weblogic console

Sometimes you are unable to login to weblogic console or console is down when trying to deploy or re-deploy services

This issue can be fixed by restarting weblogic domain from server. Perform the following steps:

1. To stop the weblogic server, which is already running, go to path “/Oracle_Home/user_projects/domains/bin” and execute **sh** file with “./” prefixing to it. For example, **./stopWebLogic.sh**.
2. Once the server is stopped, try to start the server by using **nohup**, so that it can run in the background. For example, **nohup ./startWebLogic.sh**.



3.1.2 Unable to stop a service

If you are not able to stop a service, which is already running, try to bring down the managed server and remove the war file.

3.1.3 GC Overhead limit exceeded/OutOfMemoryException error

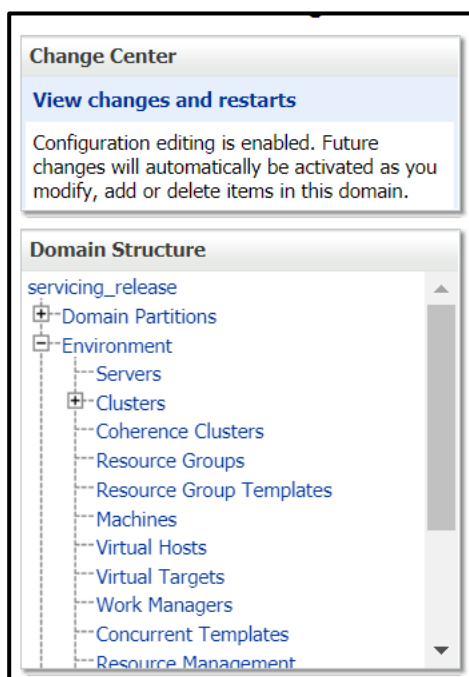
If there is an error like GC Overhead limit exceeded or OutOfMemoryException is thrown while starting the services, the following details need to be shared.

- Heap Dump
- Configuration of environment

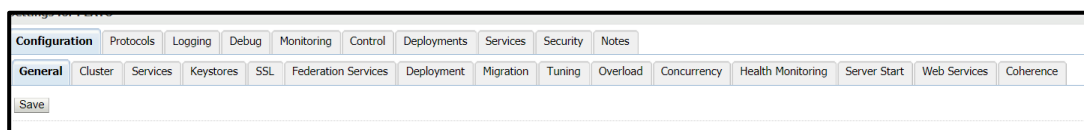
For quick fix, try to restart the managed server or try to increase the memory allocated to the managed server.

Perform the following steps to increase the memory:

1. Click **Servers**.



2. Select the managed server from which you are getting OutOfMemoryException or GC Overhead Limit exceeded, and click **Server Start** tab.



- Specify the memory (which needs to be increased) according to requirement in 512, 1024, 2048 etc., and restart the managed server to fix the issue.

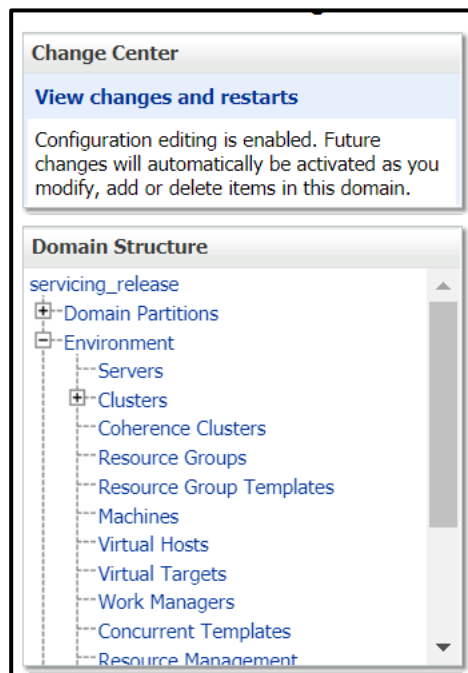
Arguments:

-Xmx2048m

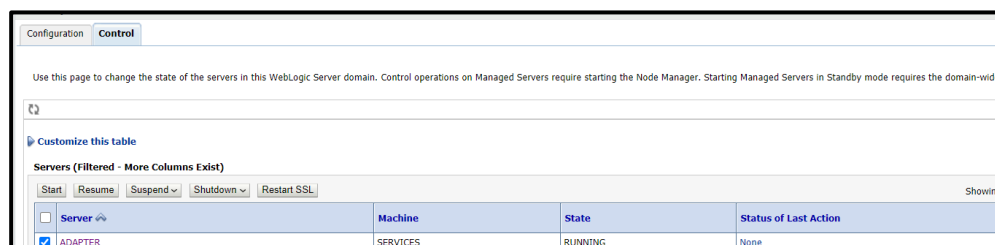
3.1.4 Managed server is failed or not reachable

If the managed server is in failed or not reachable state, perform the following steps to restart the managed server:

- Go to **Servers**, select **Control** tab, and then select the managed server.



- Click **Shutdown**.



- After you bring down the server, click **Start** to restart the server.

3.1.5 weblogic.application.ModuleException error

If there is an error like “weblogic.application.ModuleException: Context path '/obremo-srv-cmn-transaction-services' is already in use by the module”, make sure that the re-deploying service is removed properly. If the issue persists, try to restart the managed server.

3.2 Application Services

Catalog of services required for Oracle Banking Virtual Account Management to run

Group	Service List	Required for SRV	Usage
OBVAM	obvam-core-services	Y	Used to create facility
OBVAM	obvam-account-services	Y	Used to create Virtual Account and Structure
OBVAM	obvam-entity-services	Y	Used to create entity
OBVAM	obvam-eca-services	Y	Used to block the amount on VA
OBVAM	obvam-internal-transfer-services	Y	Used to transfer balance from one VA to another
OBVAM	obvam-transaction-journal-services	Y	Used to post transaction on VA
OBVAM	obvam-identifier-services	Y	Used to create Identifiers
OBVAM	obvam-statement-services	Y	Used to generate statements
OBVAM	obvam-external-dda-services	Y	Used to connect with external system

OBVAM	external-liquidity-management-service	Y	Used to liquidate
OBVAM	external-interest-engine-service	Y	Used to calculate interest
OBVAM	obvam-projection-services	Y	Used to project the obvam dashboards
PLATO	plato-batch-server	N	
PLATO	plato-feed-services	N	
PLATO	plato-alerts-management-services	Y	Required for PLATO framework
PLATO	plato-api-gateway	Y	Required for PLATO framework
PLATO	plato-config-service	Y	Required for PLATO framework
PLATO	plato-discovery-service	Y	Required for PLATO framework
PLATO	plato-orch-service	Y	Required for PLATO framework
PLATO	plato-o	Y	Required for PLATO framework
PLATO	plato-ui-config-services	Y	Required for PLATO framework
SMS	sms-core-services-5.8.0.war	Y	SMS services
SMS	sms-component-server-5.5.0.war	Y	UI
CMC	cmc-obrh-service	Y	Used for routing via OBRH

CMC	cmc-report-service	Y	Used for Advices
CMC	cmc-resource-segment-orchestrator-service	Y	Used in screens using gcs like maintenace screens
CMC	cmc-screenclass-services	Y	Used for screen handling
CMC	cmc-settlements-services	N	
CMC	cmc-transactioncontroller-services	Y	Used in screens using gcs like maintenace screens
CMC	cmc-txn-code-services	Y	Common Core Services
CMC	cmc-account-services	Y	Common Core Services
CMC	cmc-advice-services	Y	Used for Advices
CMC	cmc-base-services	Y	Common Core Services
CMC	cmc-batch-services	N	
CMC	cmc-branch-services	Y	Common Core Services
CMC	cmc-businessoverrides-services	N	
CMC	cmc-corebanking-adapter-service	N	
CMC	cmc-currency-services	Y	Common Core Services

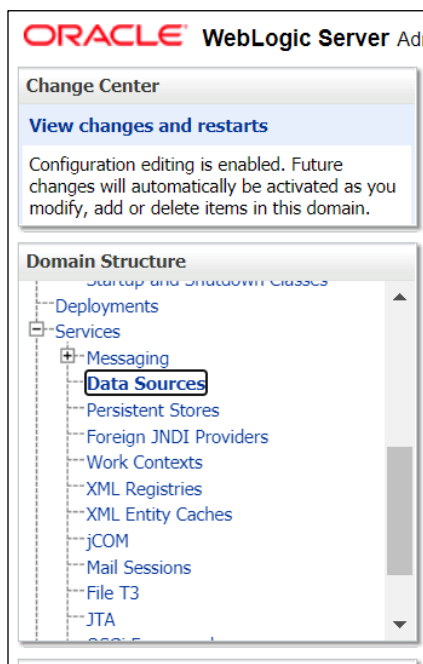
CMC	cmc-customer-services	Y	Common Core Services
CMC	cmc-datasegment-services	Y	Common Core Services
CMC	cmc-external-chart-account	Y	Common Core Services
CMC	cmc-external-system-services	Y	Common Core Services
CMC	cmc-external-virtual-account-services	Y	VAM services
CMC	cmc-obrh-services	Y	Common Core Services
CMC	cmc-resource-segment-orchestrator-service	Y	Common Core Services
CMC	cmc-screenclass-services	Y	Common Core Services
CMC	cmc-settlements-services	Y	Common Core Services
CMC	cmc-transactioncontroller-services	Y	Common Core Services
CMC	cmc-component-server-5.8.0.war	Y	UI
CMC	app-shell-5.8.0.war	Y	UI

3.3 Database

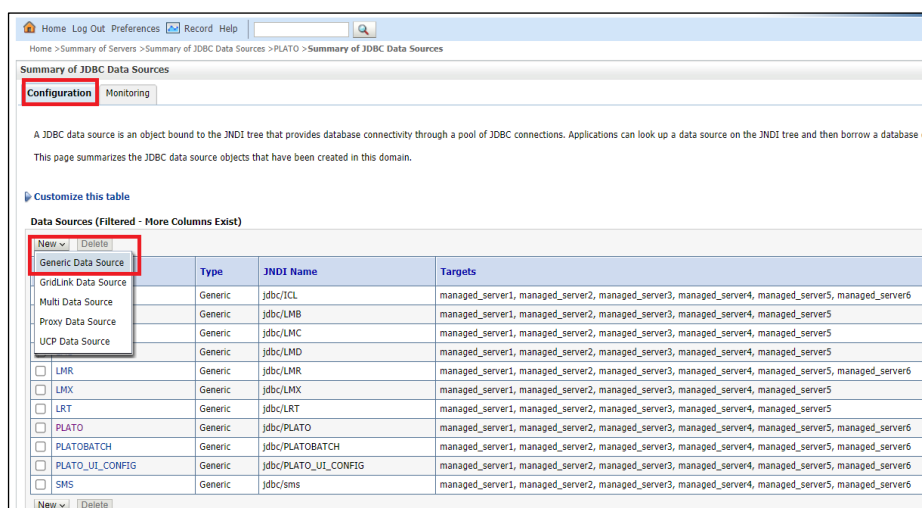
3.3.1 Configure Data Sources in WebLogic

To add the Data Sources, follow the below steps:

1. Go to **Services**, select **Data Sources** option.



2. Click on **New** button and add the data source providing the required details.



Create a New JDBC Data Source

Back Next Finish Cancel

JDBC Data Source Properties

The following properties will be used to identify your new JDBC data source.

* Indicates required fields

What would you like to name your new JDBC data source?

* Name: PLATO

What scope do you want to create your data source in ?

Scope: Global

What JNDI name would you like to assign to your new JDBC Data Source?

JNDI Name: jdbc/PLATO

What database type would you like to select?

Database Type: Oracle

Home > Summary of Servers > Summary of JDBC Data Sources > PLATO > Summary of JDBC Data Sources

Create a New JDBC Data Source

Back Next Finish Cancel

Connection Properties

Define Connection Properties.

What is the name of the database you would like to connect to?

Database Name: OBLMDB

What is the name or IP address of the database server?

Host Name: whf00bqa.in.oracle.com

What is the port on the database server used to connect to the database?

Port: 1521

What database account user name do you want to use to create database connections?

Database User Name: OBLM144DEVPLATO

What is the database account password to use to create database connections?

Password:

Confirm Password:

Additional Connection Properties:

oracle.jdbc.DRCPConnectionClass:

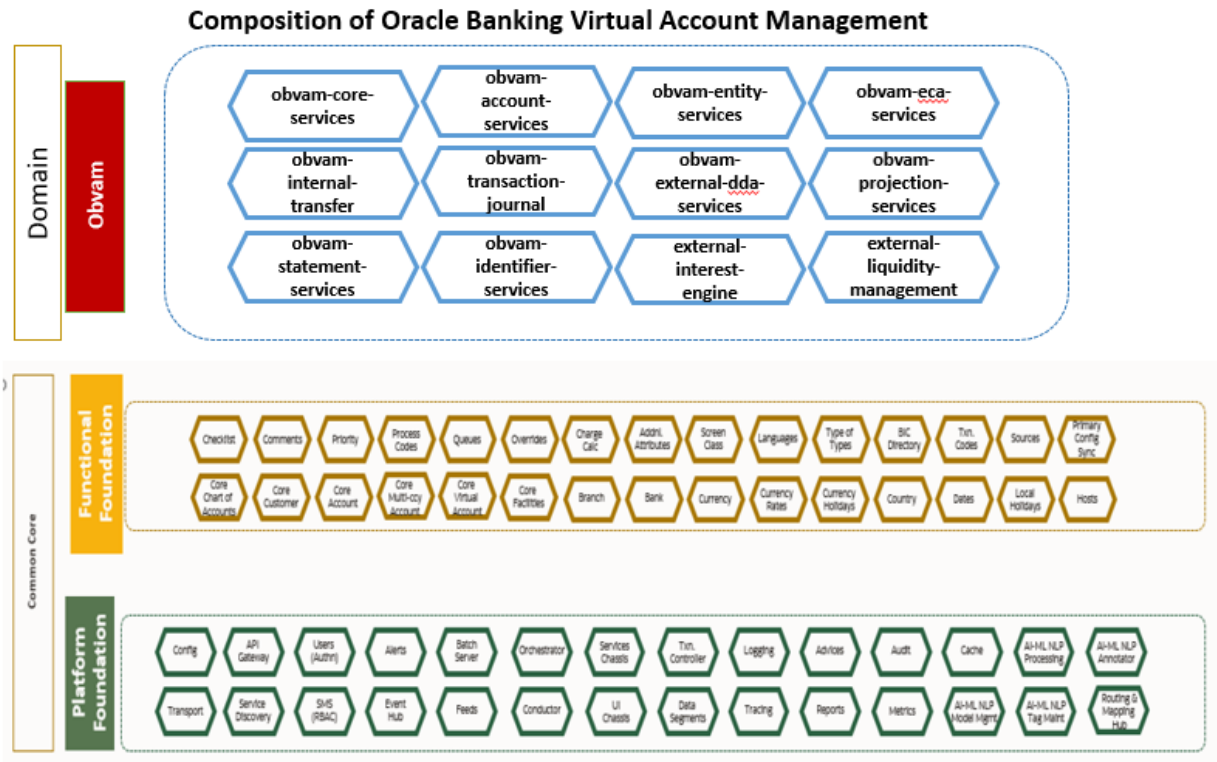
Back Next Finish Cancel

3.3.2 Day0 Scripts

Make sure that all the Day0 scripts available in the product package are run successfully.

4 Troubleshooting Functional Workflows

4.1 Oracle Banking Virtual Account Management – subdomains



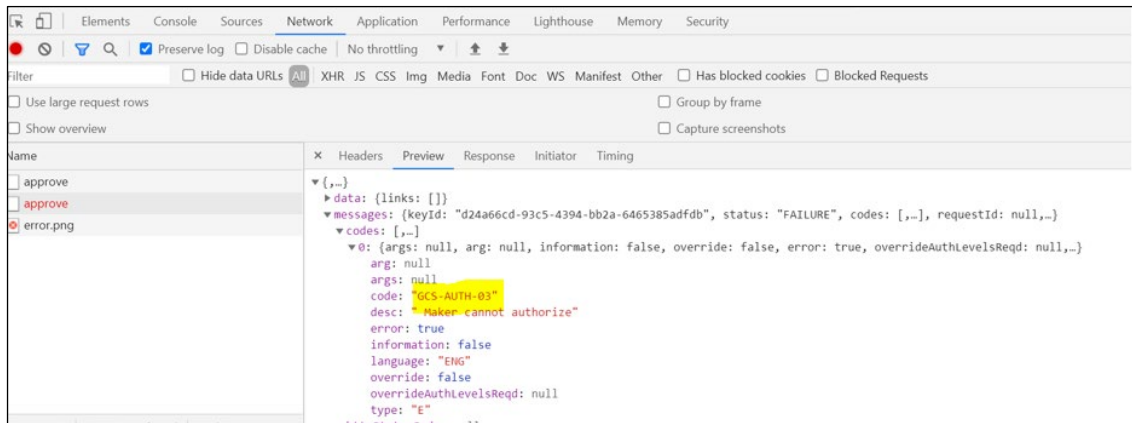
4.1.1 First level issues

This subsection describes the possible issues that may occur during the basic investigation.

4.1.1.1 Error Message not shown

If there is any improper calls, check ERTB_MSGS table of the respective schema to understand the cause of the error. Open the Networks tab (F12), check the error code in the response.

SELECT * FROM ERTB_MSGS WHERE ERR_CODE='GCS_AUTH-03'



4.1.1.2 Setting Log file path

Log generation path needs to be defined in **PLATO_LOGGER_PARAM_CONFIG** table of PLATO schema.

Select * from PLATO_LOGGER_PARAM_CONFIG;

select * from plato_logger_param_config				
Query Result x				
All Rows Fetched: 3 in 0.05 seconds				
ID	MODIFY_FIELD	PARAM_NAME	PARAM_VAL	
1	1 N	LOG_PATH	/scratch/oblm/request-logs	
2	2 N	LOG_LEVEL	INFO	
3	3 N	LOG_MSG_WITH_TIME	Y	

4.1.1.3 Dynamic log generation issues

For generating dynamic service logs, you need to insert data to **PLATO_DEBUG_USERS** table as shown in below screenshot.

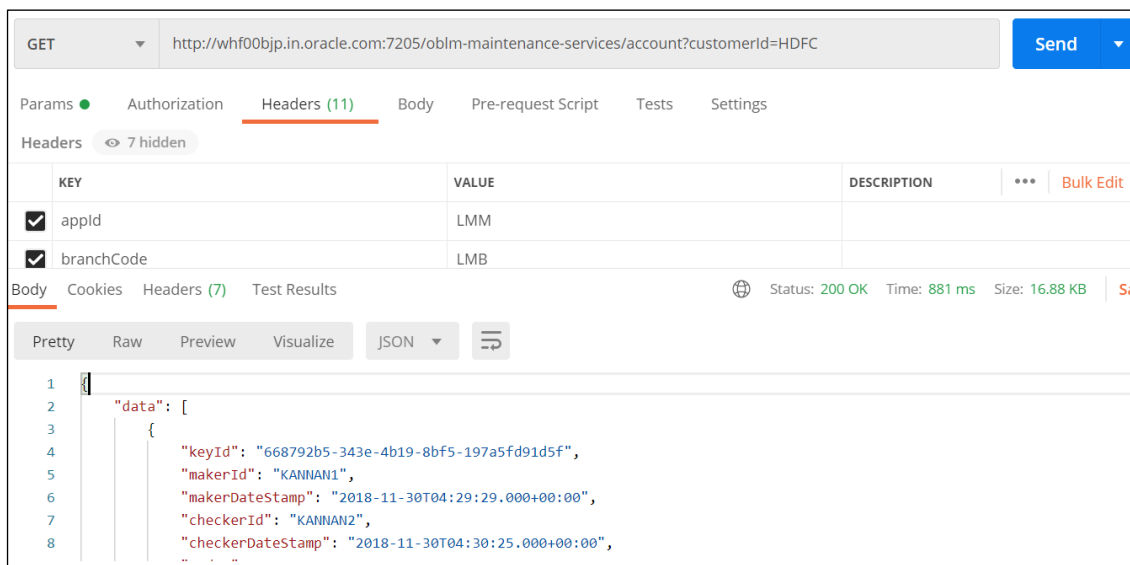
Select * from PLATO_DEBUG_USERS;

/scratch/obvam/app/user_logs/				
Name	Size	Changed	Rights	Owner
		23-04-2021 17:39:20	rw-rw-rw-	obvam
obvam-account-services_OBDX01_HEL_2021-05-07.log	4,784 KB	07-05-2021 16:02:23	rw-r-----	obvam
obvam-account-services_SHUB01_000_2021-05-07.log	20,336 KB	07-05-2021 16:02:20	rw-r-----	obvam
obvam-core-services_ARP02_000_2021-05-07.log	393 KB	07-05-2021 15:57:32	rw-r-----	obvam
obvam-entity-services_OBDX01_HEL_2021-05-07.log	6,141 KB	07-05-2021 15:57:31	rw-r-----	obvam
obvam-core-services_ADMINUSER1_000_2021-05-07.log	702 KB	07-05-2021 15:57:25	rw-r-----	obvam
obvam-account-services_OBDX01_HEL_2021-05-07.2021-05-07.0...	153,619 KB	07-05-2021 15:53:39	rw-r-----	obvam
obvam-statement-services_OBDX01_HEL_2021-05-07.log	1,081 KB	07-05-2021 15:53:31	rw-r-----	obvam
obvam-statement-services_DEB01_000_2021-05-07.log	355 KB	07-05-2021 15:53:26	rw-r-----	obvam

PLATO_DEBUG_USERS			
ID	DEBUG_ENABLED	SERVICE_CODE	USER_ID
25	42 Y	obvam-core-services	ARP1
26	2 Y	obvam-core-services	SHUB01
27	8 Y	obvam-core-services	KEITH01
28	38 Y	obvam-eca-services	ARP1
29	26 Y	obvam-eca-services	ADMINUSER1
30	30 Y	obvam-entity-services	DEB01
31	22 Y	obvam-entity-services	ARP2
32	55 Y	obvam-entity-services	SYSTEM
33	7 Y	obvam-entity-services	KEITH01
34	21 Y	obvam-entity-services	ARP1
35	12 Y	obvam-entity-services	ADMINUSER1
36	23 Y	obvam-entity-services	KEITH02
37	19 Y	obvam-identifier-services	ARP2
38	32 Y	obvam-identifier-services	DEB01
39	9 Y	obvam-identifier-services	SHUB01
40	20 Y	obvam-identifier-services	ADMINUSER1
41	18 Y	obvam-identifier-services	ARP1
42	24 Y	obvam-identifier-services	KEITH02
43	13 Y	obvam-identifier-services	KEITH01
44	77 Y	obvam-projection-services	ADMINUSER1
45	78 Y	obvam-projection-services	ADMINUSER2
46	14 Y	obvam-statement-services	ADMINUSER1
47	57 Y	obvam-statement-services	ARP2

4.1.1.4 Call is failing in Gateway

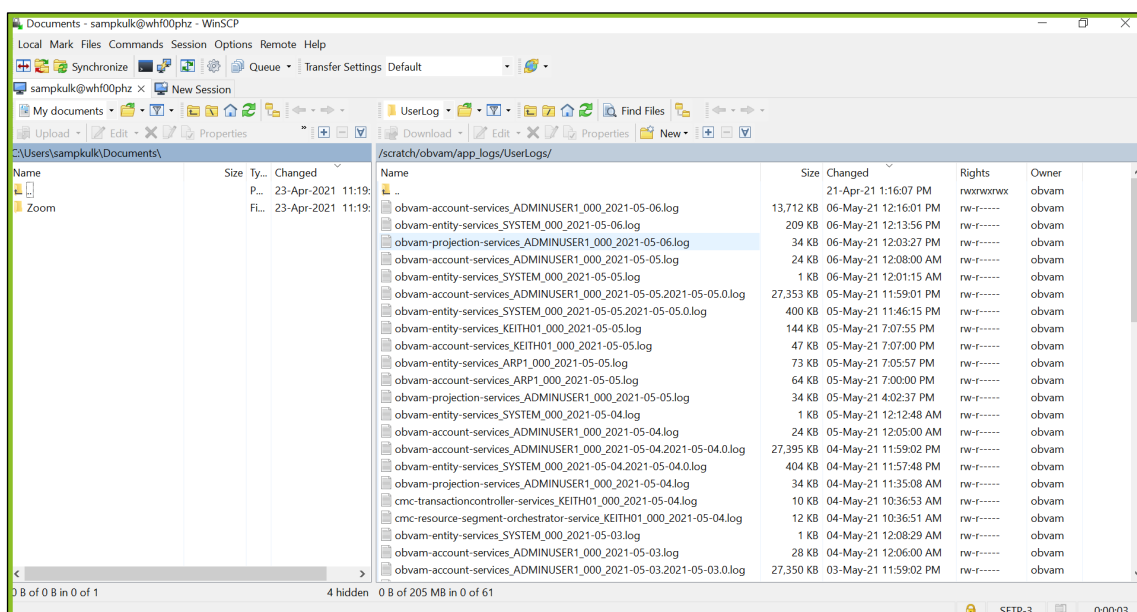
If any API call is failing in Gateway, hit the same API endpoint without passing through api-gateway via postman.



NOTE: Restart the specific services if required.

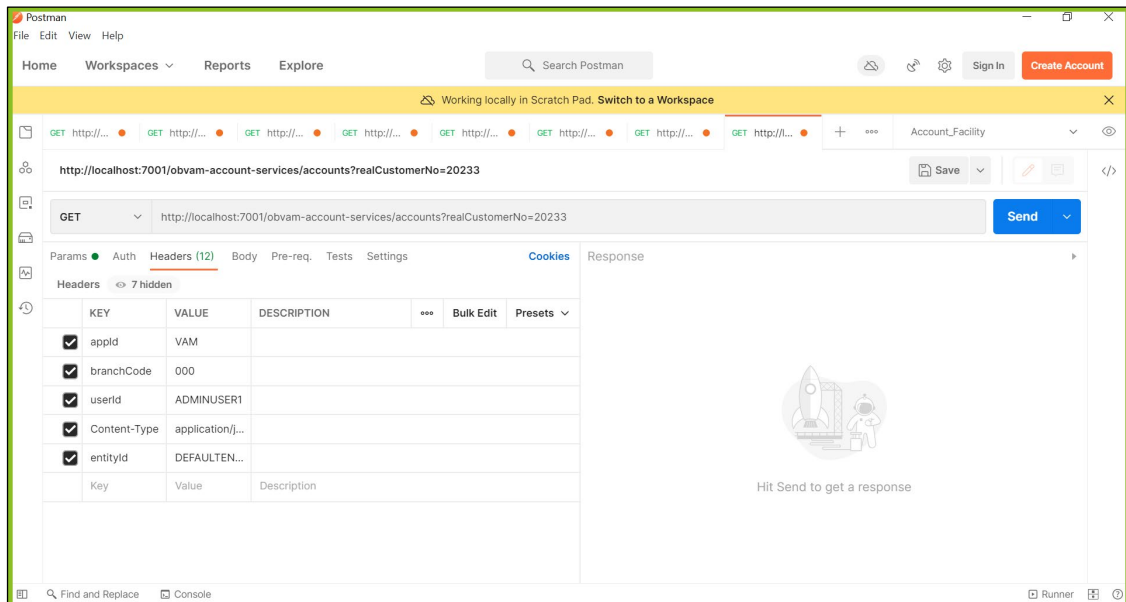
4.1.1.5 Exact error through exception log

If there is an exact error through exception log, login to WINSOCP and check server logs with NIS credentials. The path is /scratch/obviam/app_logs/UserLogs



4.1.1.6 Logs are not generated

If you are not getting logs, put the loggers across API, hit through postman, and test again.



4.1.2 Call is failing in OBRH/ Accounting call (FCUBS) is failing

If any call is failing in OBRH, open CMC_RH_AUDIT_EVENT_LOG for getting Gateway response (**SUCCESS** or **FAILED**). Select the following query to verify results:

select * from CMC_RH_AUDIT_EVENT_LOG

REQUEST_ID	DATA	EVENT_TYPE	ID
1	2b6vnnCm94m4...	DISPATCH_RESPONSE	427b2614-cab0-42f0-8e61-49491f22
2	2b6vnnCm94m4...	DISPATCH_REQUEST	5cf482f6-2735-4e70-841f-43a44b11
3	6X9XG39omGg5kbo1...	DISPATCH_RESPONSE	74e2c76f-983f-4056-96fb-08002f10
4	20qn16AcaXjdaQDo...	DISPATCH_REQUEST	60635ae0-ca52-4f65-a76b-0d4bfbae
5	P7F5IrvT6qkdlmAf...	DISPATCH_RESPONSE	1c5d19d2-268e-4ac1-8fe1-c6b3be94
6	2GqnOrgsOW2itY8U...	DISPATCH_REQUEST	f6a8e7e2-296c-4627-80d0-f4254418
7	6X9XG39omGg5kbo1...	DISPATCH_REQUEST	74dff85b-0b00-4a1b-5c89-662b7b19
8	2GqnOrgsOW2itY8U...	DISPATCH_RESPONSE	27ba32c3-4171-449e-9efa-824937e9
9	20qn16AcaXjdaQDo...	DISPATCH_RESPONSE	8d187759-f806-4a06-82fe-ec3fe9d1
10	P7F5IrvT6qkdlmAf...	DISPATCH_REQUEST	2a27932b-bf9c-4f20-b9be-829b9c68
11	1Y58Q2VcmHcy9xYk...	DISPATCH_REQUEST	a092b2c3-b784-4a30-9e60-89d2dced
12	1Y58Q2VcmHcy9xYk...	DISPATCH_RESPONSE	2c74c94b-e583-4524-ac39-b9657399
13	1NhKkMgmQeS63cP...	DISPATCH_REQUEST	d9c5b5ca-8d0e-42f3-9cc4-3e21cb40
14	nrSWHpeWg7nMbeVJ...	DISPATCH_RESPONSE	6aef5372-5652-4516-967b-8bab5a15
15	rDm21UV0U4erjKwV...	DISPATCH_REQUEST	bcc24888-0dea-4f85-87fa-42876342
16	KDZnxGSwaL9WdxPd...	DISPATCH_RESPONSE	bed1ef6d-b965-4c75-9924-c36928cc
17	SK7Kq2xL5FcaK0Zq...	DISPATCH_REQUEST	dace9a7c-e4d7-4606-bf20-586a0ad5
18	1NhKkMgmQeS63cP...	DISPATCH_RESPONSE	0d98527f-c33a-4f6b-8795-fel69c3f
19	nrSWHpeWg7nMbeVJ...	DISPATCH_REQUEST	5ed0891f-f215-4f9a-929b-fe2f987a
20	rDm21UV0U4erjKwV...	DISPATCH_RESPONSE	61e77103-2e51-462b-a44b-0ecd00ac
21	JCBGbF1DSYbrP2...	DISPATCH_RESPONSE	390b25fa-314e-479d-9371-f714a19
22	JDKkFBochv6X02JX...	DISPATCH_REQUEST	d650a6d3-1641-4d21-a705-3cfd6330
23	JDKkFBochv6X02JX...	DISPATCH_RESPONSE	df3c9cee-3224-4eb1-8fa3-23323491
24	KDZnxGSwaL9WdxPd...	DISPATCH_REQUEST	2549fb6a-057b-4809-b59f-7a1b81ab
25	JCBGbF1DSYbrP2...	DISPATCH_REQUEST	38058514-41ad-4fc7-9691-0be08b57
26	SVY3V3u7E5ach7a...	DISPATCH_RESPONSE	4ab333c2-566a-4141-b46a-4b3607

4.1.2.1 Code error in GCS side

If there is any error in GCS side codes, use java de-compiler to debug the error.

4.1.2.2 404 error

The possible causes for 404 error are as follows:

- Check service is not running on Eureka
- Check service is not deployed in Weblogic

4.1.2.3 500 internal error

The possible causes for 500 internal error are as follows:

- Issue with Plato entries
- Issue with Eureka
- Issue with any peace of code

The server-side debugging is needed for the above-mentioned issues, if it is not captured in logs.

4.1.3 Transaction data verification

Follow the best practices mentioned below to avoid getting any errors:

1. In the **IN** request and **OUT** response, verify that all the field data is going to service side.
2. If there is any error related to SMS, check for the availability of SMS entries.
3. Validate the endpoints and data.

Verify that the data entered in the screen is accurate. For example, **Account Number** should be valid.

4.1.4 OBIC call is failing

If OBIC call is failing, check the EIE_TB_MSG_REQ_LOG and EIE_TB_MSG_RES_LOG in EIE schema for getting the response (**SUCCESS** or **FAILURE**). Select the following query to verify results:

Select * from EIE_TB_MSG_REQ_LOG

Select * from EIE_TB_MSG_RES_LOG

RES_ID	BRANCH	REQ_MSG_ID	ACTION	USER_ID	THEIR_USER_ID
1 72aaff88-789d-46a7-ad47-e39169bba552	HEL	7b72a620-d766-4421-8cd4-ec7c7009ed2	MODIFY_IC_ACCOUNT	ADMINUSER2	(null)
2 f8bcae03-f4ab-4522-9c0a-694bc3ba88cc	HEL	7db96a60-4834-4ea5-ae18-c9535bfc69ca	MODIFY_IC_ACCOUNT	ADMINUSER2	(null)
3 3e57ab9b-3af9-4681-9a64-3e54a71488df	HEL	1ddcde02-4be9-47a6-8985-b19bd898d1f9	MODIFY_IC_ACCOUNT	ADMINUSER2	(null)
4 6d454a4b-8d65-4aeb-a0a7-c427ac1309a6	HEL	84582ff7-e7b5-4348-b23d-7a77f719edeb	MODIFY_IC_ACCOUNT	ADMINUSER2	(null)
5 056d30c4-e169-4dcd-919c-41eb93d8995d	HEL	1860005f-eeef1-4ee2-9b7b-5d01a8661b1e	MODIFY_IC_ACCOUNT	ADMINUSER2	(null)

4.1.5 Oracle Banking Routing Hub configuration

Service Consumers		
OBVAM_DDA		
Service Providers Consumer Services		
<div> <div>+</div> Add <div>+</div> Import <input type="text" value="search"/> </div>		
Actions	Name	Description
⋮	closeECA	Close External Credit Approval
⋮	EAC	External Account Check
⋮	createECA	Create External Credit Approval
⋮	handoffToDda	hand off the transaction to dda
Page 1 of 1 (1 - 4 of 4 items) <div> ⏪ < 1 > ⏩ </div>		

5 Business Error Codes

This section lists the possible error codes that you might receive and possible solutions.

Error Code	Message
GC-CLS-02	Record Successfully Closed
GC-REOP-03	Successfully Reopened
GCS-AUTH-01	Record Successfully Authorized
GCS-AUTH-02	Valid modifications for approval were not sent. Failed to match
GCS-AUTH-03	Maker cannot authorize
GCS-AUTH-04	No Valid unauthroized modifications found for approval.
GCS-CLOS-002	Record Successfully Closed
GCS-CLOS-01	Record Already Closed
GCS-CLOS-02	Record Successfully Closed
GCS-CLOS-03	Unauthorized record cannot be closed, it can be deleted before first authorization
GCS-COM-001	Record does not exist

Error Code	Message
GCS-COM-002	Invalid version sent, operation can be performed only on latest version
GCS-COM-003	Please Send Proper ModNo
GCS-COM-004	Please send makerId in the request
GCS-COM-005	Request is Null. Please Resend with Proper Values
GCS-COM-006	Unable to parse JSON
GCS-COM-007	Request Successfully Processed
GCS-COM-008	Modifications should be consecutive.
GCS-COM-009	Resource ID cannot be blank or "null".
GCS-COM-010	Successfully cancelled \$1.
GCS-COM-011	\$1 failed to update.
GCS-DEL-001	Record deleted successfully
GCS-DEL-002	Record(s) deleted successfully

Error Code	Message
GCS-DEL-003	Modifications didnt match valid unauthorized modifications that can be deleted for this record
GCS-DEL-004	Send all unauthorized modifications to be deleted for record that is not authorized even once.
GCS-DEL-005	Only Maker of first version of record can delete modifications of record that is not once authorized.
GCS-DEL-006	No valid unauthroized modifications found for deleting
GCS-DEL-007	Failed to delete. Only maker of the modification(s) can delete.
GCS-MOD-001	Closed Record cannot be modified
GCS-MOD-002	Record Successfully Modified
GCS-MOD-003	Record marked for close, cannot modify.
GCS-MOD-004	Only maker of the record can modify before once auth
GCS-MOD-005	Not amendable field, cannot modify
GCS-MOD-006	Natural Key cannot be modified

Error Code	Message
GCS-MOD-007	Only the maker can modify the pending records.
GCS-REOP-003	Successfully Reopened
GCS-REOP-01	Unauthorized Record cannot be Reopened
GCS-REOP-02	Failed to Reopen the Record, cannot reopen Open records
GCS-REOP-03	Successfully Reopened
GCS-REOP-04	Unauthorized record cannot be reopened, record should be closed and authorized
GCS-SAV-001	Record already exists
GCS-SAV-002	Record Saved Successfully.
GCS-SAV-003	The record is saved and validated successfully.
GCS-VAL-001	The record is successfully validated.
VAI-BRP-01	Mask can contain only the characters a,n and f

Error Code	Message
VAI-BRP-02	Please dont enter Fixed Value as the character f is not present in the Mask
VAI-BRP-03	Please Enter the Fixed Value as the mask Contains the character f
VAI-BRP-04	f cannot have multiple occurence in the Mask
VAI-BRP-05	\$1 Branch Code is not Valid
VAI-BRP-06	Sum of identifier Start position and the length of the Mask cannot exceed Maximum size of the Account No
VAI-BRP-07	Record cannot be closed as there are active identifiers mapped to real account no.
VAI-BRP-08	Cannot Reopen Record as the Branch Code is Closed
VAI-BRP-10	\$1 cannot be Modified
VAI-BRP-11	Rate Type is invalid
VAI-IBAN-001	Invalid identifier branch for the given Identifier
VAI-IBAN-002	BBAN format mask is not maintained

Error Code	Message
VAI-IBAN-003	Length of Bank code differs from bban format bank code mask character length
VAI-IBAN-004	BBAN Bank code is not maintained
VAI-IBAN-005	Length of Branch code differs from bban format branch code mask character length
VAI-IBAN-006	BBAN Branch code is not maintained
VAI-IBAN-007	Length of Identifier account does not match with the length of mask character z maintained in BBAN format mask
VAI-IBAN-008	Identifier Account could not be generated
VAI-IBAN-009	Failed to validate BBAN data type
VAI-IBAN-010	Mismatch in length of bban format mask and bban data type
VAI-IBN-24	BBAN Format Mask is mandatory if BBAN Data Type is present
VAI-IBN-25	IBAN Country Code can have maximum of only two characters to generate IBAN, If you want to generate IBAN choose a country with only two characters as Country Code

Error Code	Message
VAI-IBN-26	BBAN Data Type is mandatory if BBAN Format Mask is present
VAI-IBN-27	BBAN Data Type length and BBAN Mask Length must be the same
VAI-IBN-29	Bank Code is part of BBAN Mask and the same is not maintained
VAI-IBN-30	Alphabet h can occur only once in BBAN Format Mask
VAI-IBN-31	Account mask maintained in BBAN format Mask is not the same as the Account Mask maintained for the branch
VAI-IBN-34	Branch Code is part of BBAN Mask and the same is not maintained
VAI-IBN-35	Branch Code needs to be maintained with the length and data type maintained as in BBAN Data Type field
VAI-IBN-36	Bank Code needs to be maintained with the length and data type maintained as in BBAN Data Type field
VAI-IBN-40	Identifier Mask is not maintained for the host.
VAI-IBN-56	Bban bank code should be blank if b is not part of bban format mask
VAI-IBN-57	Bban branch code should be blank if s is not part of bban format mask

Error Code	Message
VAI-IBN-59	Country code is not valid. Country code maintained for Current branch is \$1
VAI-IBN-62	\$1 Checksum Algorithm is invalid
VAI-IBN-65	The length of BBAN Remittance ID Mask does not match BBAN Format Mask.Allowed length for Remitter Id mask is \$1
VAI-IBN-66	Remitter Id mask needs to be maintained with the length and data type maintained as in BBAN Data Type field
VAI-IBN-68	Country Code is not maintained for the Current branch.
VAI-MAP-01	Only One Account Can be selected as Default Account
VAI-MAP-02	Duplicate Rows with Same Transaction Currency are Present in the Multi Block
VAI-MAP-03	Length of Virtual Identifier and Identifier Mask must be equal
VAI-MAP-04	Please Enter a Numeric Digit in Virtual Identifier for the corresponding mask character n in the Mask
VAI-MAP-05	Please Enter an Alpha-Numeric Digit in Virtual Identifier for the corresponding mask character a in the Mask

Error Code	Message
VAI-MAP-06	The Value of fixed Identifier at Position \$1 should not be altered
VAI-MAP-07	Please Select one default Account
VAI-MAP-08	Please Enter All the Values in the Multi Block
VAI-MAP-09	Enter Atleast one Row in the MultiBlock Grid
VAI-MAP-10	Real customer should not be modified
VAI-MAP-11	Select one Account as Default
VAI-MAP-12	Invalid Account Number for given branch
VAI-MAP-13	Invalid Account Number for the Given Customer
VAI-MAP-14	Duplicate Rows with Same Account No are Present
VAI-MAP-15	Identifier Value must be Same in both Master and Detail
VAI-MAP-16	Invalid Currency \$1
VAI-MAP-17	Invalid Branch Code \$1

Error Code	Message
VAI-MAP-18	Invalid Customer No \$1
VAI-MAP-19	Invalid Rule Id \$1
VAI-MAP-20	Account Currency of \$1 and Transaction currency must be same
VAI-MAP-21	\$1 cannot be modified
VAI-MAP-22	Account Group Id must not be entered when Account Linkage is A
VAI-MAP-23	Real Account No and Branch cannot be null when Account Linkage is A
VAI-MAP-24	Invalid Account for the Customer in Core
VAI-MAP-25	Invalid Account for the Customer
VAI-MAP-26	Please input Account Group Id as the Account Linkage is G
VAI-MAP-27	Real Account No and Branch is not required as the Account Linkage is G
VAI-MAP-28	Invalid Account Group Id for the Real Customer
VAI-MAP-29	Cannot close Identifier as it is mapped in Identifier Rule

Error Code	Message
VAI-MAP-30	Invalid host code.
VAI-REML-001	Invalid value for Virtual Identifier
VAI-REML-002	Remitterlist id is not mapped to the identifier. Please choose identifier mapped to remitter list id
VAI-REML-003	The length of the combination of Remittance ID and Virtual Account Identifier must be between minimum and maximum length of rule
VAI-REML-004	The length of the remitter id must be equal to the length of the remitter mask
VAI-REML-005	Invalid Remitter List Id
VAI-REML-006	IBAN generation failed
VAI-REML-007	RECORD not found
VAI-REML-008	The characters in Remittance ID does not match with the BBAN Remittance ID Mask
VAI-REML-009	Start Date cannot be less than Application Date \$1
VAI-REML-010	End Date cannot be less than Start Date

Error Code	Message
VAI-REML-011	Invalid Date Format
VAI-RMLS-01	Invalid Real Customer Number
VAI-RMLS-02	RemitterListId should be alphanumeric
VAI-RMLS-03	Invalid Remitter ID: Either Remitter ID is not present in the List or its Status is Closed
VAI-RMLS-04	Atleast one record should be present in detail block
VAI-RMLS-05	Remitter ID for 2 records cannot be same
VAI-RMLS-06	Validity End Date Should be Greater than Validity Start Date
VAI-RMLS-07	Transaction Value Date should be Greater than the Validity Start Date of Remitter ID
VAI-RMLS-08	Transaction Value Date should be Less than the Validity End Date of Remitter ID
VAI-RMLS-09	Remitter Id should be alphanumeric
VAI-RMLS-10	RemitterListId is linked to a real customer in Static Rule Maintenance

Error Code	Message
VAI-RMLS-11	Maximum Length allowed for RemitterListID is 35
VAI-RMLS-12	RemitterList ID in master and detail blocks are not matching
VAI-RMLS-13	Maximum Length allowed for RemitterID is 35
VAI-RMLS-14	Record Cannot be reopened as Customer is closed
VAI-RMLS-15	Invalid Remitter List Id
VAI-RMLS-16	Validity Start Date format is invalid
VAI-RMLS-17	Validity start date should be an application date or less
VAI-RMLS-18	Validity End Date format is invalid
VAI-RULE-01	Please Enter both Minimum Length and Maximum Length
VAI-RULE-02	Please Enter both Start Number and End Number
VAI-RULE-03	Please Enter both From Amount and To Amount
VAI-RULE-04	Collection start date and end date both should be entered

Error Code	Message
VAI-RULE-05	Maximum Length Cannot be greater than Max Length of Account Number
VAI-RULE-06	Minimum Length Cannot be greater than Max Length of Account Number
VAI-RULE-07	Minimum Length Cannot be greater than Maximum Length
VAI-RULE-08	Remitter Id Start Number Cannot be Greater than Remitter Id End Number
VAI-RULE-09	Txn amount Start Range Cannot be greater than Txn amount End Range
VAI-RULE-10	Collection Start Date Cannot be greater than Collection End Date
VAI-RULE-11	Both CheckDigit Position and Algorithm must be input
VAI-RULE-12	Remitter ID Range, User Defined Rules and Checksum fields must not be input when Remitter List ID is input
VAI-RULE-13	CheckDigit Position is greater than Max length of Account No
VAI-RULE-14	RuleId must be Alphanumeric \$1
VAI-RULE-15	Enter both start time and end time

Error Code	Message
VAI-RULE-16	Enter start position and Date Format when enddate is checked
VAI-RULE-17	Remitter List ID is invalid
VAI-RULE-18	Starttime must be of the form hh:mm:ss
VAI-RULE-19	EndTime must be of the form hh:mm:ss
VAI-RULE-20	The Value Entered for Reporting Preference is Invalid
VAI-RULE-21	Invalid Value for Failure Action
VAI-RULE-22	Enter Prefix/Suffix as Reporting Preference has pre/suf value
VAI-RULE-23	Dont Enter Prefix/Suffix as Reporting Preference doesnt have pre/suf value
VAI-RULE-24	Dont enter Prefix/Suffix as Reporting Preference is null
VAI-RULE-25	Exception Suffix must be present when Failure Action is Proceed
VAI-RULE-26	Real Customer No doesnot Exist
VAI-RULE-27	Length Validation Failed for Account No \$1

Error Code	Message
VAI-RULE-28	Remitter ID Range Validation Failed for Account No \$1
VAI-RULE-29	Transaction Amount Range Validation Failed for Account No \$1
VAI-RULE-30	Collection Date Validation Failed for Account No \$1
VAI-RULE-31	Remitter List Id Validation failed
VAI-RULE-32	Modulo 10 checksum Validation Failed for Account \$1
VAI-RULE-33	Modulo 11 checksum Validation Failed for Account \$1
VAI-RULE-34	Modulo 11 with weights checksum Validation Failed for Account \$1
VAI-RULE-35	Please Enter Collection Start Date and End Date as Collection Time is specified
VAI-RULE-36	Record Cannot be Closed as active Record for this Rule Id Exists in IDMAP
VAI-RULE-37	Collection Date Format is Invalid
VAI-RULE-38	hh cannot be greater than 23

Error Code	Message
VAI-RULE-39	mm cannot be greater than 59
VAI-RULE-40	ss cannot be greater than 59
VAI-RULE-41	Cannot reopen as Real Customer is invalid
VAI-RULE-42	Same CCy cannot be present multiple times in the block
VAI-RULE-43	RuleId in Master and Detail Cannot be different
VAI-RULE-44	Enter Both Transaction Currency and Transaction Amount Range with amount greater than 0
VAI-RULE-45	Enter Valid Value for CheckSum Algorithm
VAI-RULE-46	Min Length Value must be greater than 0
VAI-RULE-47	Max Length Value must be greater than 0
VAI-RULE-48	Remitter Id Start and End Range must be greater than 0
VAI-RULE-49	Failed in Validating Include End Date Part for Account \$1
VAI-RULE-50	Invalid Currency \$1

Error Code	Message
VAI-RULE-51	ChkdgtIncludeTxnamt flag must be Y or N
VAI-RULE-52	EndDatePartOfAccno flag must be Y or N
VAI-RULE-53	Start Time Cannot be Greater or Equal To End Time If Start and End Date is same
VAI-RULE-54	Cannot Reopen as Real Customer is Closed in Remittance
VAI-RULE-55	Cannot Reopen as Real Customer is Closed in Core Customer
VAI-RULE-56	Time Format is Invalid
VAI-RULE-57	Failure Action Should Not Empty as Reporting Preference is inputed
VAI-RULE-90	remitter list id is already mapped to remittance detail and hence cannot be modified
GC-CLS-02	Record Successfully Closed
GC-REOP-03	Successfully Reopened
GCS-AUTH-01	Record Successfully Authorized

Error Code	Message
GCS-AUTH-02	Valid modifications for approval were not sent. Failed to match
GCS-AUTH-03	Maker cannot authorize
GCS-AUTH-04	No Valid unauthroized modifications found for approval.
GCS-CLOS-002	Record Successfully Closed
GCS-CLOS-01	Record Already Closed
GCS-CLOS-02	Record Successfully Closed
GCS-CLOS-03	Unauthorized record cannot be closed, it can be deleted before first authorization
GCS-COM-001	Record does not exist
GCS-COM-002	Invalid version sent; operation can be performed only on latest version
GCS-COM-003	Please Send Proper ModNo
GCS-COM-004	Please send makerId in the request
GCS-COM-005	Request is Null. Please Resend with Proper Values

Error Code	Message
GCS-COM-006	Unable to parse JSON
GCS-COM-007	Request Successfully Processed
GCS-COM-008	Modifications should be consecutive.
GCS-COM-009	Resource ID cannot be blank or "null".
GCS-COM-010	Successfully cancelled \$1.
GCS-COM-011	\$1 failed to update.
GCS-DEL-001	Record deleted successfully
GCS-DEL-002	Record(s) deleted successfully
GCS-DEL-003	Modifications didnt match valid unauthorized modifications that can be deleted for this record
GCS-DEL-004	Send all unauthorized modifications to be deleted for record that is not authorized even once.
GCS-DEL-005	Only Maker of first version of record can delete modifications of record that is not once authorized.

Error Code	Message
GCS-DEL-006	No valid unauthroized modifications found for deleting
GCS-DEL-007	Failed to delete. Only maker of the modification(s) can delete.
GCS-MOD-001	Closed Record cannot be modified
GCS-MOD-002	Record Successfully Modified
GCS-MOD-003	Record marked for close, cannot modify.
GCS-MOD-004	Only maker of the record can modify before once auth
GCS-MOD-005	Not amendable field, cannot modify
GCS-MOD-006	Natural Key cannot be modified
GCS-MOD-007	Only the maker can modify the pending records.
GCS-REOP-003	Successfully Reopened
GCS-REOP-01	Unauthorized Record cannot be Reopened
GCS-REOP-02	Failed to Reopen the Record, cannot reopen Open records

Error Code	Message
GCS-REOP-03	Successfully Reopened
GCS-REOP-04	Unauthorized record cannot be reopened, record should be closed and authorized
GCS-SAV-001	Record already exists
GCS-SAV-002	Record Saved Successfully.
GCS-SAV-003	The record is saved and validated successfully.
GCS-VAL-001	The record is successfully validated.
VAC-FCLT-001	Cannot remove the Association as Mapping exists for the \$1 Real Account No
VAC-FCLT-002	Cannot Close the Facility as Virtual Account Mapping exists for the Real Account No
VAC-FCLT-003	Cannot Map \$1 Account Number more than once
VAC-FCLT-004	Atleast One Real Account No must be Mapped to the Customer
VAC-FCLT-005	Cannot Close the Maintenance as Virtual Customer exists

Error Code	Message
VAC-FCLT-006	Cannot Close the Maintenance as Virtual Account Code exists
VAC-FCLT-007	Cannot Reopen the Facility as the Customer is Closed
VAC-FCLT-008	Cannot Reopen the Facility as the one of the Accounts is Closed
VAC-FCLT-009	Cannot Reopen the Facility as the one of the Branches is Closed
VAC-FCLT-010	Real Customer Number in Master and Detail cannot be different
VAC-FCLT-011	Cannot remove the association as Real Account is Mapped with Virtual Account
VAC-FCLT-012	Cannot Close the Customer as Active Mapping exists in Identifier Service
VAC-FCLT-013	Default Virtual Entity is Invalid
VAC-FCLT-014	Cannot remove the association as Real Account is Mapped in Idmap Service
VAC-FCLT-015	Cannot close the Facility as Real Account is used in IDMAP
VAC-FCLT-016	\$1 is an invalid Real Account Number

Error Code	Message
VAC-FCLT-017	\$1 is an invalid Customer Number
VAC-FCLT-018	Cannot Close the facility as existing identifier rule is active
VAC-FCLT-019	Cannot Close the facility as existing remittance Id is active
VAC-FCLT-020	Cannot Close the facility as existing virtual entity is active
VAC-FCLT-021	Currency is not valid for the given real account - \$1
VAC-FCLT-022	Currency is not applicable for multi-currency account \$1
VAC-FCLT-023	Active account group with the real account number that is being removed exists. Modification not allowed.
VAC-FCLT-024	Active account group for this customer exists. Close not allowed.
VAC-FCLT-027	Source System \$1 should be maintained in External DDA Service.
VAC-FCLT-030	Please enter mandatory entity details needed for the Default Virtual Entity
VAC-FCLT-031	Virtual entity id should be same for facility and entity
VAC-FCLT-032	Default Virtual Entity cannot be removed

Error Code	Message
VAC-FCLT-033	Default Virtual Entity can be created only at the time of facility creation
VAC-FCLT-034	Default Virtual Entity cannot be changed once facility created
VAC-FCLT-035	Entity cannot be modified from facility side after once auth
VAC-FCLT-040	Account class cannot be null
VAC-FCLT-041	Account class \$1 is not valid for Real account \$2 and Branch \$3
VAC-FCLT-042	Sanction check Exepmted flag cannot be ON when sanction check required flag in bank parameter is OFF
VAC-FCLT-043	Account Product \$1 cannot be mapped to Customer number Twice.
VAC-GRP-001	Cannot close the Group as Active Group exist in Identifier Mapping
VAC-GRP-002	Cannot close the Group as Active Group exist in Virtual Account Structure
VAC-GRP-003	Cannot reopen Real Customer number is Invalid
VAC-GRP-004	Cannot reopen Real Customer number is Invalid in Core

Error Code	Message
VAC-GRP-005	Cannot reopen as Ccy \$1 is invalid
VAC-GRP-006	Real Customer No in all the detail blocks must be same as the Master block
VAC-GRP-007	Modify failed as currency present in Account Group is mapped in Account Structure
VAC-GRP-025	Cannot map two accounts with the same currency
VAC-GRP-026	More than one Account cannot selected as Default
VAC-GRP-027	Account Group Id in all the detail blocks must be same as the Master block
VAC-GRP-028	Real Account \$1, branch \$2 and currency \$3 Mapping is Invalid for customer \$4
VAC-GRP-029	Account \$1 is Invalid in Core
VAC-GRP-030	Ccy \$1 is invalid
VAC-GRP-031	Please Map atleast one Account-currency pair
VAC-GRP-032	Rolled Back Due to Exception

Error Code	Message
VAC-GRP-033	Virtual Multi-ccy Account not found for the Customer
VAE-CIF-01	Entity cannot be created, as customer is closed
VAE-CIF-02	Size of Virtual Customer No and virtual customer mask maintained at virtual bank parameters do not match
VAE-CIF-03	Inputed Virtual Entity is not matched with Mask
VAE-CIF-04	Virtual Entity Id is not the same for Individual type customer
VAE-CIF-05	Virtual Entity Id is not the same for Corporate type customer
VAE-CIF-06	Virtual Entity Bank Parameters is not maintained
VAE-CIF-07	Provide Individual details
VAE-CIF-08	cannot close the record as active virtual account found
VAE-CIF-09	\$1 is invalid
VAE-CIF-10	Entity cannot be created, as facility is closed
VAE-CIF-11	Entity cannot be modified, as customer is closed

Error Code	Message
VAE-CIF-12	Entity cannot be modified, as Facility is closed
VAE-CIF-13	Entity cannot be reopened, as customer is closed
VAE-CIF-14	Entity cannot be reopened, as facility is closed
VAE-CIF-15	\$1 Cannot be modified
VAE-CIF-16	Mobile No. and Mobile No. ISD Should be Entered, as Preferred Mode is Mobile
VAE-CIF-17	Email Id Should be Entered, as Preferred Mode is Email
VAE-CIF-18	Provide Corporate Details
VAE-CIF-19	PreferredMode should be either E or M
VAE-CIF-20	Default virtual entity record can be modified only after its corresponding account facility record is authorized
VAE-CIF-21	The default virtual entity can be authorized only using the Account Facility screen
VAE-CIF-22	Cannot delete the default virtual entity record as it is linked to an account facility

Error Code	Message
VAE-CIF-23	Record doesn't exist
VAE-CIF-24	\$1 Length cannot be more than 35
VAE-CLS-001	Cannot close entity which has accounts in open state
VAE-COM-001	txnControllerRefNo should not be null or empty
VAE-ENT-FOR01	Cannot reopen forgotten entity
VAE-ENT-PII01	User doesnt have access to PII data, cannot perform create or modify operations
VAE-FOR-001	Request is null, not valid.
VAE-FOR-002	Forget entities request created successfully.
VAE-FOR-003	Failed to create forget entities request.
VAE-FOR-004	Invalid id sent, cannot delete.
VAE-FOR-005	Record is already authorized
VAE-FOR-006	Authorized successfully

Error Code	Message
VAE-FOR-007	Record not found, invalid id.
VAE-FOR-008	Cannot delete authorized record
VAE-FOR-009	Record successfully deleted
VAE-FOR-010	Invalid Entity \$1 added, Entity should be valid and in closed and authorized state and without pending maintenance
VAE-FOR-011	Invalid request. Duplicate requests for entity number \$1
VAE-STR-032	mandatory fields are missing for structured address.Town Name, PostCode and Country are mandatory to proceed.
VAE-STR-033	Structured address is disabled at bank level...
VAE-STR-034	mandatory fields are missing in Address.Please enter Registered address1, Country and correspondence Address1.
VAE-STR-035	structured address is missing
VAM-ACC-101	\$1 account is already linked to another structure
VAM-ACC-102	\$1 child has been mapped to multiple parents

Error Code	Message
VAM-ACC-103	\$1 doesnt have a parent
VAM-ACC-104	\$1 has been mapped to itself
VAM-ACC-105	\$1 account is not mapped to the structure properly
VAM-ACC-106	Virtual Main Account should not have a parent
VAM-ACC-107	\$1 Account has a parent account which has balance check not required checked
VAM-ACC-108	Duplicate Rows are not allowed in multigrid
VAM-ACC-109	\$1 account has non zero balance hence mapping cannot be closed
VAM-ACC-110	\$1 account has non zero balance hence cant be removed from the mapping
VAM-ACC-120	Account \$1 is closed. Reopen not allowed.
VAM-ACC-121	Virtual parent and child account cannot be null in detail block
VAM-ACC-122	Virtual account number \$1 is not allowed as no Real account number of currency \$2 is found in Account group

Error Code	Message
VAM-ACC-123	Failed in updating the Parent Account in Account Balance Table.
VAM-ACC-125	Account linkage for \$1 is not S,this account cannot be part af a structure.
VAM-ACC-126	Value for Real Account Linkage cannot be modified because the current account is part of an active structure.
VAM-ACC-127	Virtual Account \$1 with balance check not required cannot be parent account to virtual account \$2 with Balance check required.
VAM-ACC-128	IBAN Account no already generated, modify not allowed
VAM-ACC-129	Overdraft fixed amount cannot be less than utilized amount \$1
VAM-ACC-130	Virtual Account doesn't exist
VAM-ACC-131	Atleast one Virtual parent - Virtual Child account mapping is mandatory
VAM-ACC-132	Balance Fetch Failed for Virtual Account \$1 and Real Customer \$2
VAM-ACC-133	OD Start Date cannot be lesser than application Date
VAM-ACC-134	Error while parsing OD Start Date

Error Code	Message
VAM-ACC-135	OD End Date cannot be lesser than OD start Date
VAM-ACC-136	Error while parsing OD End Date
VAM-ACC-137	Dont Pass OD Start and End Dates when OverDraft allowed flag is N
VAM-ACC-138	Corporate Range has not been defined in Branch for respective customer.
VAM-ACC-139	Account number cannot be generated as all the range/s exhausted and No Active Range/s available.
VAM-ACC-140	Given Account number is out of defined range/s for Customer/Corporate in respective Branch.
VAM-ACC-141	Account number cannot be generated as no Active Range/s available in Branch for respective customer.
VAM-ACC-142	Virtual Account \$1 not allowed as closure request is initiated for the same
VAM-ACC-143	The length of Zip code must not exceed 15 characters
VAM-ACC-144	Cannot modify BalanceCheck for debits flag to Y as the Parent Account flag is N

Error Code	Message
VAM-ACC-145	Cannot modify BalanceCheck for debits flag to N as the child Account flag is Y
VAM-ACC-AUTH01	Event request logged for handing off account details to \$ system
VAM-ACC-FOR01	Cannot reopen forgotten virtual account
VAM-ACCK-001	\$1 account is in unauthorized state
VAM-ACCK-002	\$1 account is not in open status
VAM-ACCK-003	\$1 account is frozen
VAM-ACCK-011	Invalid Virtual Account \$1
VAM-ACCK-012	KYC Status is \$1 for Virtual Entity \$2
VAM-ACN-002	Length of BranchCode is greater than Branch Code of Account Mask
VAM-ACN-003	Length of Currency is greater than Currency of Account Mask
VAM-ACN-004	Real Account currency and default account currency are not same.
VAM-ACN-008	Check digit generation failed for \$1

Error Code	Message
VAM-ACN-015	Account cannot be closed: Either current balance/Unauthorized debit/credit amount is not 0 or some amount is blocked.
VAM-ACN-016	Account cannot be closed: Account is currently mapped to another account.
VAM-ACN-018	Virtual Account Number Generation Failed: Account \$1 Already Exists
VAM-ACN-020	Virtual customer no is closed. Virtual Account cannot be reopened.
VAM-ACN-021	Branch code is closed. Virtual Account cannot be reopened.
VAM-ACN-022	Currency is closed. Virtual Account cannot be reopened.
VAM-ACN-023	Branch \$1 is not allowed for Customer \$2; Virtual Account cannot be reopened
VAM-ACN-026	\$1 flag should be enabled first at Account Product Level
VAM-ACN-027	Fixed Amount is Mandatory when Overdraft Allowed is Y
VAM-ACN-028	Fixed amount from pool is Mandatory when Balance Availability Options is selected as Own Bal+Fixed Amt from Pool(B)

Error Code	Message
VAM-ACN-029	Real Account Number and Real Account Branch is mandatory when Real Account Linkage is Account Level
VAM-ACN-030	When balAvailabilityOptions is not B then fixed amount from pool should not be given
VAM-ACN-031	Currency is not applicable for multi-currency real account \$1
VAM-ACN-032	Account cannot be closed: Either Unauthorized debit/credit amount is not 0 or some amount is blocked
VAM-ACN-033	Structure Code and VirtualParentAcc are applicable for linkage at Structure level.
VAM-ACN-034	Structure Code or Virtual Parent Account is missing
VAM-ACN-035	Structure Linkage cannot be done for different RealAccountNos
VAM-ACN-120	The manually input Virtual Account number is not as per the mask
VAM-ACN-121	Real Account Number/Branch/Currency is not required when Real Account Linkage is Structure level
VAM-ACN-122	Virtual Account Number is mandatory when autogen flag is N

Error Code	Message
VAM-ACN-125	Default Virtual Entity is not available
VAM-ACN-201	Account number cannot be generated as the limit exhausted.
VAM-ACN-301	PII access not enabled for user, cannot perform create
VAM-ACN-302	PII access not enabled for user, cannot perform modify
VAM-BAL-001	Failed to save Account Balance
VAM-BAL-002	Successfully validated and updated balance
VAM-BAL-003	Insufficient funds for \$1 account
VAM-BAL-004	Insufficient funds for \$1
VAM-BAL-005	Sufficient funds available for \$1
VAM-BAL-006	Successfully inserted data into Value Dated table for \$1
VAM-BAL-007	Successfully updated data into Value Dated table for \$1
VAM-BAL-008	Successfully inserted data into Account Transaction table for \$1

Error Code	Message
VAM-BAL-009	Failed to build URL to call Turn over balance
VAM-BAL-010	No records sent to post turn over balance
VAM-BAL-011	No response has come after call to turn over balance
VAM-BAL-012	Successfully updated turn over balance
VAM-BAL-013	Failed to insert turn over balance for virtual account \$1
VAM-BAL-014	Successfully retrieved
VAM-BAL-015	Failed while fetching the records for the given combination, please check the logs for further details
VAM-BAL-016	It is mandatory to pass either the virtual account number or the value date to fetch records
VAM-BAL-017	Virtual Account number, from date and to date, all three are mandatory fields
VAM-BAL-018	From date cannot be greater than to date
VAM-BAL-020	Failed to acquire balances of participating account(s)

Error Code	Message
VAM-BAL-021	Virtual Account \$1 and currency \$2 combination is Invalid
VAM-BAL-022	Failed to acquire account details of participating account(s)
VAM-BAL-023	Failed to merge Account Balance details for Tanked Batch
VAM-BAL-024	Successfully merged account details for Untanking batch
VAM-BAL-025	Failed to retrieve current balance
VAM-CLS-001	Inserted entry into Virtual Account Closure Request Status Successfully
VAM-CLS-002	Updated Virtual Account Closure Request Status Successfully
VAM-CLS-003	Virtual account closure request initiated successfully
VAM-CLS-004	Failed when pushing into Virtual Account Closure Request Status queue
VAM-CLS-005	Retry request for Virtual Account Closure submitted successfully
VAM-CLS-006	Virtual account closure aborted successfully
VAM-CLS-007	Cannot abort virtual account closure as it is already aborted

Error Code	Message
VAM-CLS-008	Cannot retry virtual account closure that is already aborted
VAM-CLS-009	Virtual account closure request already exists for the given source system and source reference number
VAM-CLS-010	Atleast one virtual account closure request is mandatory
VAM-CLS-011	Transfer out virtual account is mandatory when outstanding balance is greater than zero
VAM-CLS-012	Transfer in virtual account is mandatory when outstanding balance is less than zero
VAM-CLS-013	Virtual account and transfer in/out virtual account must be in same currency
VAM-CLS-014	Virtual account and transfer in virtual account must be in same currency
VAM-CLS-015	Virtual account and transfer in/out virtual account should belong to same Real account
VAM-CLS-016	Transfer out virtual account \$1 is not valid as account closure request is initiated for the same
VAM-CLS-017	Closure request already initiated for virtual account \$1

Error Code	Message
VAM-CLS-018	Transfer in virtual account \$1 is not valid as account closure request is initiated for the same
VAM-CLS-019	Multiple account closure requests found for virtual account \$1
VAM-CLS-020	Virtual account \$1 for which closure is requested cannot be given as Transfer In Account
VAM-CLS-021	Virtual account \$1 for which closure is requested cannot be given as Transfer Out Account
VAM-CLS-022	Closure request for virtual account \$1 is not allowed as it has non zero outstanding balance
VAM-CLS-023	Transfer virtual account \$1 is not linked to any real account
VAM-CLS-025	Closure request for virtual account \$1 not allowed as it is maintained as transfer account in another account closure request
VAM-CLS-026	Virtual account closure request authorization failed
VAM-CLS-027	Virtual account closure request authorized successfully
VAM-CLS-028	Virtual account closure request deleted successfully

Error Code	Message
VAM-CLS-029	Deletion of virtual account closure request failed
VAM-CLS-030	Maker and Checker cannot be same
VAM-CLS-031	Virtual account closure request saved successfully
VAM-CLS-032	Only Maker can delete the record
VAM-CLS-033	Authorized record cannot be deleted
VAM-CLS-034	Virtual account closure request is already authorized
VAM-CLS-037	Failed to abort conductor workflow
VAM-CLS-038	Failed to start conductor workflow
VAM-CLS-039	Cannot retry virtual account closure request that is inprogress
VAM-CLS-040	Cannot retry Account closure in Pending state
VAM-CLS-042	Virtual Account Closure saved and authorized successfully
VAM-CLS-043	Closure Request already exists for the Virtual Account \$1

Error Code	Message
VAM-CLS-044	Failed while generating RequestRefNo
VAM-CLS-045	Virtual Account Closure Request Failed
VAM-CLS-046	No Closure request found to Delete
VAM-CLS-047	No Closure request found to Authorize
VAM-CLS-048	VirtualAccountNo \$1 is part of an Unauthorised AccountStructure
VAM-EXT-001	External system could not generate the Virtual Account Number.
VAM-EXT-002	External system could not generate the IBAN Number.
VAM-EXT-003	Externally Generation Virtual Account Number Validation Failed: Account \$1 Already Exists
VAM-EXT-004	Externally Generation IBAN number validation Failed: IBAN number \$1 Already Exists
VAM-EXT-005	Externally generated VA number length cannot exceed 35 characters
VAM-EXT-006	Externally generated IBAN length cannot exceed 35 characters

Error Code	Message
VAM-IBAN-006	IBAN Account already exists for this account
VAM-IBAN-007	IBAN Generation Failed -Virtual account number is not available
VAM-IBAN-008	IBAN Generation Failed -IBAN format validation failed.
VAM-IBAN-016	IBAN Generation Failed -Value for Bank Code does not match corresponding Mask
VAM-IBAN-018	IBAN Generation failed -BBAN Mask Value could not be fetched
VAM-IBAN-019	IBAN Generation Failed -Value for Branch Code does not match corresponding Mask
VAM-IBAN-020	IBAN Generation Failed -Value for Branch Code could not be fetched
VAM-IBAN-021	IBAN Generation Failed -Value for Account Number could not be fetched
VAM-IBAN-023	IBAN Generation Failed -Virtual Account Number does not match corresponding Mask
VAM-IBAN-025	IBAN Generation Failed -Virtual Customer Type does not match corresponding Mask
VAM-IBAN-026	IBAN Generation Failed -Value for Customer Type could not be fetched

Error Code	Message
VAM-IBAN-029	IBAN Generation Failed
VAM-IBAN-030	Mismatch in the length of bban data type and bban format mask
VAM-MAND-001	Please input all mandatory values
VAM-MAP-01	Real account number is mandatory when Account linkage is A
VAM-MAP-02	Account group id is not required when Account linkage is A
VAM-MAP-03	Real account number is not required when Account linkage is G
VAM-MAP-033	Account Structure not found for given header account
VAM-MAP-035	Download Account Structure is not applicable on Closed Structures
VAM-MAP-04	Account group id is mandatory when Account linkage is G
VAM-MAP-05	Linking and De-Linking of the same Virtual Account cannot be in the same request
VAM-MAP-06	Virtual Account Number \$1 cannot be de-linked, as it is not a part of given structure.

Error Code	Message
VAM-MAP-07	Virtual Account Number \$1 is not the leaf account, as there are account/s connected to this as a child.
VAM-MOD-001	\$1 cannot be modified
VAM-MOD-INV	\$1 is invalid
VAM-SANC-001	Can not update sanction status, account is closed
VAM-SANC-002	Can not update sanction status, no account with given virtual account number exists
VAM-SANC-003	Record Successfully Saved
VAM-SANC-004	Maker and checker cannot be same
VAM-SANC-005	No Entry for this virtual account, cannot authorize
VAM-SANC-006	Record Successfully authorized
VAM-SANC-007	Authorized record cannot be deleted
VAM-SANC-008	Record Successfully Deleted

Error Code	Message
VAM-SANC-009	Transaction not allowed for virtual account/s with posting restrictions for specific status
VAM-STR-032	mandatory fields are missing for structured address.Town Name, PostCode and Country are mandatory to proceed.
VAM-STR-033	Structured address is disabled at bank level...
VAM-STR-035	structured address is missing
VAM-STR-AUTH01	Event request logged for handing off account map details to \$ system
VAM-STR-AUTH02	Failed to process handing off account map details to \$ system
VAM-STR-AUTH03	Failed to process authorization of account map
VAM-RNG-000	Account Range provided has already been defined for another Real Customer in the same Branch
VAM-RNG-001	Record cannot be closed as there are active Accounts for the Real Customer and Branch combination
VAM-RNG-002	At least one Account Number Range must be maintained

Error Code	Message
VAM-RNG-003	Account Range provided doesn't lie within the Account Number Range provided at Branch level
VAM-RNG-004	Account Range cannot be modified
VAM-RNG-005	Account Range cannot be deleted
VAM-RNG-006	Duplicate entry of \$1 Account Range exists in the record
EIE-INT-001	Interest is not enabled for this Virtual Account
EIE-INT-002	Interest retrieved successfully
EIE-INT-003	Unable to fetch accrued interest
EIE-INT-004	Unable to fetch Virtual Account details
EIE-LIQ-002	Virtual account Interest Liquidation request initiated successfully.
EIE-LIQ-003	Maker and Checker cannot be same.
EIE-LIQ-004	Record already authorized.
EIE-LIQ-005	Virtual account interest Liquidation request authorized successfully.

Error Code	Message
EIE-LIQ-006	Authorization of Interest Liquidation Failed
EIE-LIQ-007	Failed while liquidating interest in IC
EIE-LIQ-008	Interest LiquidationRecord Deleted successfully
EIE-LIQ-009	Failed when liquidating the interest.
EIE-LIQ-010	Interest Liquidation not allowed for this Virtual account.
EIE-LIQ-011	Virtual account is not Valid.
EIE-LIQ-012	Virtual account Interest Liquidated successfully.
VAM-LAL-001	Successfully created entry in account line utilization
VAM-LAL-002	Line id -customer configuration does not exists
VAM-LAL-003	Virtual Account-Real customer combination does not exists
VAM-LAL-004	An Account can be linked to only one Line
VAM-LAL-006	The virtual account selected for line linkage should be either a header account of a Structure or directly linked to Real Account

Error Code	Message
VAM-LAL-009	For linkage as Percent, the linkage value should be within 1 to 100
VAM-LAL-012	Balance Availability of virtual account is not Own Balance and hence cannot be linked to a Line
VAM-LAL-014	Credit Line Account Linkage cannot be closed: utilization is greater than zero
VAM-LAL-020	Linkage entry doesn't exist
VAM-LINE-04	Successfully utilized Line
VAM-LINE-06	Internal credit is linked to a VA. Cannot Close the Record
VAM-LINE-07	Real Customer No is Invalid
VAM-LINE-08	Currency is Invalid
GC-CLS-02	Record Successfully Closed
GC-REOP-03	Successfully Reopened
GCS-AUTH-01	Record Successfully Authorized

Error Code	Message
GCS-AUTH-02	Valid modifications for approval were not sent. Failed to match
GCS-AUTH-03	Maker cannot authorize
GCS-AUTH-04	No Valid unauthroized modifications found for approval.
GCS-CLOS-002	Record Successfully Closed
GCS-CLOS-01	Record Already Closed
GCS-CLOS-02	Record Successfully Closed
GCS-CLOS-03	Unauthorized record cannot be closed, it can be deleted before first authorization
GCS-COM-001	Record does not exist
GCS-COM-002	Invalid version sent; operation can be performed only on latest version
GCS-COM-003	Please Send Proper ModNo
GCS-COM-004	Please send makerId in the request
GCS-COM-005	Request is Null. Please Resend with Proper Values

Error Code	Message
GCS-COM-006	Unable to parse JSON
GCS-COM-007	Request Successfully Processed
GCS-COM-008	Modifications should be consecutive.
GCS-COM-009	Resource ID cannot be blank or "null".
GCS-COM-010	Successfully cancelled \$1.
GCS-COM-011	\$1 failed to update.
GCS-DEL-001	Record deleted successfully
GCS-DEL-002	Record(s) deleted successfully
GCS-DEL-003	Modifications didnt match valid unauthorized modifications that can be deleted for this record
GCS-DEL-004	Send all unauthorized modifications to be deleted for record that is not authorized even once.
GCS-DEL-005	Only Maker of first version of record can delete modifications of record that is not once authorized.

Error Code	Message
GCS-DEL-006	No valid unauthroized modifications found for deleting
GCS-DEL-007	Failed to delete. Only maker of the modification(s) can delete.
GCS-MOD-001	Closed Record cannot be modified
GCS-MOD-002	Record Successfully Modified
GCS-MOD-003	Record marked for close, cannot modify.
GCS-MOD-004	Only maker of the record can modify before once auth
GCS-MOD-005	Not amendable field, cannot modify
GCS-MOD-006	Natural Key cannot be modified
GCS-MOD-007	Only the maker can modify the pending records.
GCS-REOP-003	Successfully Reopened
GCS-REOP-01	Unauthorized Record cannot be Reopened
GCS-REOP-02	Failed to Reopen the Record, cannot reopen Open records

Error Code	Message
GCS-REOP-03	Successfully Reopened
GCS-REOP-04	Unauthorized record cannot be reopened, record should be closed and authorized
GCS-SAV-001	Record already exists
GCS-SAV-002	Record Saved Successfully.
GCS-SAV-003	The record is saved and validated successfully.
GCS-VAL-001	The record is successfully validated.
VAC-BGP-001	Cannot close the Branch Group as it is linked to a Customer
VAC-BGP-002	Cannot close the Branch Group as there are active Branches linked
VAC-BGP-003	Failed to validate Branch linkage to this Branch Group
VAC-BNK-001	Only one bank can be maintained
VAC-BNK-002	Structured Address cannot be deactivated once activated
VAC-BNK-003	Bank Code is not valid

Error Code	Message
VAC-BNK-004	Transaction allowed related parameters cannot be ON when Sanction check required is OFF
VAC-COM-001	Transaction controller reference number is mandatory
VAE-BNK-01	Bank code is invalid
VAE-BNK-111	Only one bank code is allowed
VAM-BNK-001	Only one bank code is allowed
VAM-BNK-002	Invalid Virtual Customer No Mask. It can have only a and n as identifiers.
VAM-BNK-003	There are accounts created on bank parameters. Cannot modify the start account number.
VAM-BNK-004	End Account No cannot be less or equal to the last virtual account number created for this branch.
VAM-BNK-005	For Auto account generation, Account Mask should be numeric, and Checksum Algorithm has to be blank.
VAM-BNK-006	On selecting Modulo 97 Checksum algorithms, All components of the account mask have to be numeric.

Error Code	Message
VAM-BNK-007	Start or End account number is not required when auto account generation flag is disabled.
VAM-BNK-008	Bank Code is not valid
VAM-BNK-009	Residual Transfer Transaction Code should be maintained if Positive or Negative balance transfer is enabled.
VAM-BNK-010	Offset Transaction Code should be maintained if Positive or Negative Balance Transfer is enabled.
VAM-BNK-011	Transfer Out Transaction Code should be maintained if Positive Balance Transfer is enabled.
VAM-BNK-012	Residual Transfer Transaction Code or Offset Transaction code should not be maintained if Positive or Negative balance transfer is disabled.
VAM-BNK-60	Last Account Number generated should be between start and end account Number,Give Proper Start and End Account Number
VAM-BRN-01	Start Account No and End Account No should be entered
VAM-BRN-02	Start or End account number cannot be negative or zero
VAM-BRN-03	The Auto Generation of Account Number is possible only with a Numeric Account mask

Error Code	Message
VAM-BRN-04	Length of Start Account No and End Account No cannot be greater than account mask
VAM-BRN-05	Start Account No should be less than End Account No
VAM-BRN-06	Checksum Algorithm should not be given when Auto Generate flag is checked
VAM-BRN-07	Each character in the mask needs to be consecutively placed.
VAM-BRN-08	If Account Auto Generate flag is not checked and account mask is not numeric then Checksum Algorithm cannot be blank
VAM-BRN-09	Invalid character D, only d is allowed for customer account mask
VAM-BRN-10	For Modulo 10 length of mask cannot be different from 10
VAM-BRN-11	The length of the virtual account mask cannot be more than 13 for checksum algorithm modulo 11 with weights
VAM-BRN-12	Either no. checksum digits exceed 2 or they do not appear at the end of the account mask
VAM-BRN-13	Cannot have d denoting Alphanumeric Characters in account mask while using mod97 Checksum algorithm

Error Code	Message
VAM-BRN-14	The format for Customer Account mask is invalid
VAM-BRN-15	The length of b in mask should be 3
VAM-BRN-16	The length of c in mask exceeds permissible length of 9
VAM-BRN-17	The length of \$ in mask should be 3
VAM-BRN-18	The length of t in mask exceeds permissible length of 4
VAM-BRN-19	The length of v in mask exceeds permissible length of 12
VAM-BRN-20	The length of CIF in Virtual Account Mask and the length of the CIF mask do not match.
VAM-BRN-21	Virtual Account mask should be maintained either at bank or branch level
VAM-BRN-22	User Defined Algorithm can only be entered if Check digit Algorithm is User Defined
VAM-BRN-23	User Defined Algorithm cannot be null if Check digit Algorithm is User Defined
VAM-BRN-24	BBAN Format Mask is mandatory if BBAN Data Type is present

Error Code	Message
VAM-BRN-25	IBAN Country Code can have maximum of only two characters to generate IBAN, If you want to generate IBAN choose a country with only two characters as Country Code
VAM-BRN-26	BBAN Data Type is mandatory if BBAN Format Mask is present
VAM-BRN-27	BBAN Data Type length and BBAN Mask Length must be the same
VAM-BRN-28	BBAN Mask characters b-Bank Code s-Branch Code z-Account Number l-Alternate Account Number d-BBAN Check Digit t-Account Type i-National Identifier and h-No of Account Holders only are allowed.
VAM-BRN-29	Bank Code is part of BBAN Mask and the same is not maintained
VAM-BRN-30	Alphabet h can occur only once in BBAN Format Mask
VAM-BRN-31	Account mask maintained in BBAN format Mask is not the same as the Account Mask maintained for the branch
VAM-BRN-32	Space is not allowed in BBAN Mask
VAM-BRN-33	BBAN Data Type can only have characters a,n and c
VAM-BRN-34	Branch Code is part of BBAN Mask and the same is not maintained

Error Code	Message
VAM-BRN-35	Branch Code needs to be maintained with the length and data type maintained as in BBAN Data Type field
VAM-BRN-36	Bank Code needs to be maintained with the length and data type maintained as in BBAN Data Type field
VAM-BRN-37	In Identifier Mask field, only a,n and f are allowed
VAM-BRN-38	Fixed Value field cannot be blank if virtual account mask contains f
VAM-BRN-39	Only numbers and alphabets are allowed for fixed value
VAM-BRN-40	Fixed value field must be input when f is present in identifier mask
VAM-BRN-41	Identifier Start position should be given when Identifier Mask is maintained
VAM-BRN-42	Identifier Start position can have value only from 1 to 15
VAM-BRN-43	Identifier Fixed value cannot be input when Short Identifier Mask is not maintained
VAM-BRN-44	Identifier start position cannot be given when Short Identifier Mask is not maintained

Error Code	Message
VAM-BRN-45	Identifier start position cannot be given when Short Identifier Mask doesn't not contain f
VAM-BRN-46	Fixed value should not be given if account mask is not maintained or account mask doesn't contain f
VAM-BRN-47	The length of f in mask exceeds permissible length of 1
VAM-BRN-48	Last digit of account mask must be 'd' when account mask is alphanumeric and checksum algorithm is mod11
VAM-BRN-49	Maximum account mask length allowed for user input is 19 when account mask is Numeric and checksum algorithm is mod11.
VAM-BRN-50	Maximum account mask length allowed for user input is 18 when checksum algorithm is mod97.
VAM-BRN-51	checksum digit d is not allowed for user input when account mask is numeric and checksum algorithm is mod11 or mod11WW
VAM-BRN-52	Cannot have 'dd' in account mask when checksum algorithm is mod11 or mod11WW
VAM-BRN-53	f can be present either at start or end of the account mask

Error Code	Message
VAM-BRN-54	Identifier mask length and start position should be maintained such that identifier mask is within virtual account mask range
VAM-BRN-55	Maximum account mask length allowed for user input is 12 when account mask is Numeric and checksum algorithm is mod11 with weights.
VAM-BRN-56	Bban bank code should be blank if b is not part of bban format mask
VAM-BRN-57	Bban branch code should be blank if s is not part of bban format mask
VAM-BRN-58	Branch Code is not valid
VAM-BRN-59	Country code is not valid. Country code maintained for Current branch is \$1
VAM-BRN-60	Last Account Number generated should be between start and end account Number, Give Proper Start and End Account Number
VAM-BRN-61	Cannot Close the Branch as Active Account exist with the Branch
VAM-BRN-62	\$1 Checksum Algorithm is invalid
VAM-BRN-63	Checksum Algorithm is invalid

Error Code	Message
VAM-BRN-64	Account Autogenerate is not allowed when Account Mask is not maintained
VAM-BRN-65	Start or End Account Number cannot be given when Account Mask is not maintained.
VAM-BRN-66	Checksum Algorithm cannot be given when Account Mask is not maintained.
VAM-BRN-67	Account Mask cannot have d when checksum algorithm is not given.
VAM-BRN-68	Country Code is not maintained for the Current branch.
VAM-BRN-69	Rate Type is invalid
VAM-BRN-70	Cannot modify the Value of Corporate Specific Range Required when there are accounts for the specified Branch
VAM-BRN-71	Cannot modify the Value of Corporate Specific Range Required as there are open Account Range defined for the Branch
VAM-BRN-72	Cannot close the Branch as there are open Account Range defined for the Branch
VAM-BRN-80	Cannot modify the Value of account mask when there is an open account for the branch

Error Code	Message
VAM-BRN-81	Cannot modify start account number when there is an open account for the branch
VAM-BRN-83	Length of Start Account No and End Account No should be same as that of account mask
VAM-BRN-84	New end account number should be greater than previous end account number when there is an open account for the branch
VAM-BRN-85	External Account Generation option for Account and IBAN cannot be blank.
VAM-BRN-86	Cannot modify the Values of External Account Generation when there are open accounts for the specified Branch
VAM-BRN-87	Cannot have 'dd' in account mask when checksum algorithm is mod10
VAM-IC-001	Valid record already exists. Can have only one record.
VAM-IC-002	Action is not valid
VAM-IC-003	Actions not maintained
VAM-IC-004	Updated Event Master Successfully

Error Code	Message
VAM-IC-005	Added Event Master Successfully
VAM-IC-006	Unknown Error, failed to process authorize
VAM-ICG-010	Mandatory inputs are missing in request
VAM-LM-001	Valid record already exists. Can have only one record.
VAM-LM-002	Action is not valid
VAM-LM-003	Actions not maintained
VAM-LM-004	Updated Event Master Successfully
VAM-LM-005	Added Event Master Successfully
VAM-LM-006	Unknown Error, Failed to process authorize
VAM-LMT-001	Successfully merged revaluated limit utilization amounts
VAC-PRDT-001	Product template code size must be \$1
VAC-PRDT-002	If Interest Calculation is selected, then IC Group Template should be present.

Error Code	Message
VAC-PRDT-003	Only Positive Non-decimal numbers greater than zero are allowed for Inactive days
VAC-PRDT-004	IC Group Template \$1 is invalid.
VAC-PRDT-005	Cannot Map Identical Transaction Codes Twice
VAC-PRDT-006	Transaction Code \$1 is invalid
VAC-PRDT-007	Cannot Map Identical Currency Codes Twice
VAC-PRDT-008	Currency Code \$1 is invalid
VAC-PRDT-009	Cannot Map Identical Customer Category Codes Twice
VAC-PRDT-010	Customer Category Code \$1 is invalid
EDA-CMC-001	DDASystem1 \$1 is Invalid
EDA-CMC-002	DDASystem2 \$1 is Invalid
EDA-CMC-003	DuefromDDASystem1 \$1 is Invalid
EDA-CMC-004	DuefromDDASystem2 \$1 is Invalid

Error Code	Message
EDA-CMC-005	DuetoDDASystem1 \$1 is Invalid
EDA-CMC-006	DuetoDDASystem2 \$1 is Invalid
EDA-PREF-001	Record Saved Successfully
EDA-PREF-002	Record already exist
EDA-PREF-003	Cannot modify ECA system name
EDA-PREF-004	Record Successfully modified
EDA-PREF-005	Record does not exist
GC-CLS-02	Record Successfully Closed
GC-REOP-03	Successfully Reopened
GCS-AUTH-01	Record Successfully Authorized
GCS-AUTH-02	Valid modifications for approval were not sent. Failed to match
GCS-AUTH-03	Maker cannot authorize

Error Code	Message
GCS-AUTH-04	No Valid unauthroized modifications found for approval.
GCS-CLOS-002	Record Successfully Closed
GCS-CLOS-01	Record Already Closed
GCS-CLOS-02	Record Successfully Closed
GCS-CLOS-03	Unauthorized record cannot be closed, it can be deleted before first authorization
GCS-COM-001	Record does not exist
GCS-COM-002	Invalid version sent; operation can be performed only on latest version
GCS-COM-003	Please Send Proper ModNo
GCS-COM-004	Please send makerId in the request
GCS-COM-005	Request is Null. Please Resend with Proper Values
GCS-COM-006	Unable to parse JSON
GCS-COM-007	Request Successfully Processed

Error Code	Message
GCS-COM-008	Modifications should be consecutive.
GCS-COM-009	Resource ID cannot be blank or "null".
GCS-COM-010	Successfully cancelled \$1.
GCS-COM-011	\$1 failed to update.
GCS-DEL-001	Record deleted successfully
GCS-DEL-002	Record(s) deleted successfully
GCS-DEL-003	Modifications didnt match valid unauthorized modifications that can be deleted for this record
GCS-DEL-004	Send all unauthorized modifications to be deleted for record that is not authorized even once.
GCS-DEL-005	Only Maker of first version of record can delete modifications of record that is not once authorized.
GCS-DEL-006	No valid unauthroized modifications found for deleting
GCS-DEL-007	Failed to delete. Only maker of the modification(s) can delete.

Error Code	Message
GCS-MOD-001	Closed Record cannot be modified
GCS-MOD-002	Record Successfully Modified
GCS-MOD-003	Record marked for close, cannot modify.
GCS-MOD-004	Only maker of the record can modify before once auth
GCS-MOD-005	Not amendable field, cannot modify
GCS-MOD-006	Natural Key cannot be modified
GCS-MOD-007	Only the maker can modify the pending records.
GCS-REOP-003	Successfully Reopened
GCS-REOP-01	Unauthorized Record cannot be Reopened
GCS-REOP-02	Failed to Reopen the Record, cannot reopen Open records
GCS-REOP-03	Successfully Reopened
GCS-REOP-04	Unauthorized record cannot be reopened, record should be closed and authorized

Error Code	Message
GCS-SAV-001	Record already exists
GCS-SAV-002	Record Saved Successfully.
GCS-SAV-003	The record is saved and validated successfully.
GCS-VAL-001	The record is successfully validated.
VAB-ACC-142	Amount block not allowed as closure request initiated for virtual account
VAB-ACC-143	Amount Block not allowed for virtual account/s with posting restrictions for specific status
VAB-ECA-01	Expiry Date is less than Effective Date
VAB-ECA-02	Expiry Date Cannot be less than Application Date
VAB-ECA-03	Effective Date Cannot be less than the Application date
VAB-ECA-04	Requested Amount Block must be greater than zero
VAB-ECA-05	Record Saved Successfully
VAB-ECA-06	Request is Null. Please Resend with Proper Values

Error Code	Message
VAB-ECA-07	Virtual Account \$1 cannot be passed multiple times.
VAB-ECA-08	Invalid virtual account \$1 and currency \$2
VAB-ECA-09	Authorized record cannot be deleted
VAB-ECA-10	Only maker can delete the Record
VAB-ECA-11	Record deleted successfully
VAB-ECA-12	Record doesn't Exist
VAB-ECA-13	Failed to update balance
VAB-ECA-14	Key Id is null
VAB-ECA-15	Record already authorized
VAB-ECA-16	Maker cannot authorize
VAB-ECA-17	Record Successfully Authorized
VAB-ECA-18	Record doesn't Exist

Error Code	Message
VAB-ECA-19	Cannot be Released as the AmountBlock is unauthorized!
VAB-ECA-20	Record is already released
VAB-ECA-21	Record Released Successfully
VAB-ECA-22	Failed in External DDA
VAB-ECA-23	Virtual Account is not mapped to Real Account
VAB-ECA-24	Expiry Date cannot be less than Value date
VAB-ECA-25	TxnAmount and ApprovedAmt are not same
VAB-ECA-26	Updated Released Amount Sucessfully
VAB-ECA-27	Released Amount cannot be greater than Approved Amount
VAB-ECA-28	BlockRef number is already locked by \$1 ProcessReference number
VAB-ECA-29	Requested ECA References doesnt exists in Database
VAB-ECA-30	Transaction Request to ECA is Empty

Error Code	Message
VAB-ECA-31	Valid Value Date
VAB-ECA-32	Rolled back the Locked and Released Blocked Amounts
VAB-ECA-33	Cannot be Lock/Released as the record is unauthorized
VAB-ECA-34	One of Requested ECA BlockReference doesnot exists in Vab table
VAB-ECA-35	Already Unlocked as Part of Compensation of Lock and Release Amount Block
VAB-ECA-36	Combination of Virtual Account and ECA Block Ref doesnot exists in the VAB details table
VAB-ECA-37	Fetches DDAECAReferenceNumbder based on BlockRefNo
VAB-ECA-38	Already locked by some other Block Reference Nos
VAB-ECA-39	Rollback the callExternal DDA of closeECA
VAB-ECA-40	Block Details list is empty
VAB-ECA-41	Effective Date should be same as Application date and Application date is \$1

Error Code	Message
VAB-ECA-42	Failed to Authorize the releaseBlock, Hence rollbacked the Balance
VAB-ECA-43	Rollback the authorized Regulatory Block Type due to Failure
VAB-ECA-44	Rolled back the release flow of Amount Block
VAB-ECA-45	Record Successfully Saved and Authorized
VAB-ECA-46	Failed to update balance in VAM
VAB-ECA-47	Currency URL building has failed, so Currency Conversion failed
VAB-ECA-48	Currency Conversion amount and rate is null
VAB-ECA-49	CreateECA of EDA Failed and also failed to rollback the balance of CreateBlock
VAB-ECA-50	Authorize of Block failed and also failed to rollback balance
VAB-ECA-51	CloseECA of EDA failed and also Failed to rollback the balance of releaseBlock
VAB-ECA-52	Record Successfully Approved from Amount Queue

Error Code	Message
VAB-ECA-53	Data Merged successfully in the User Queue
VAB-ECA-54	Updated Transaction status successfully without new Exch Rate
VAB-ECA-55	Rate Code and Rate Type details are empty fetched from VAM Branch Parameter
VAB-ECA-57	Record cannot be authorized Untill Amount Block Queue is Approved
VAB-ECA-58	Amount Block Queue cannot be Approved before updating exchange rate
VAB-ECA-59	Invalid virtual account \$1
VAB-ECA-60	If Requested amount in Virtual Account currency is given then Exchange rate between Block Currency and Virtual Account currency is mandatory
VAB-ECA-61	If Exchange rate between Block Currency and Virtual Account currency is given then Requested amount in Virtual Account currency is mandatory
VAB-ECA-62	The amount to be released is greater than approved amount
VAB-ECA-63	Transaction currency and block currency for the provided ECA reference number is different
VAB-ECA-64	During full release, txn amt must be equal to outstanding amount

Error Code	Message
VAB-ECA-65	Record with the Block refrenece No not found
VAB-ECA-66	Rolled Back release ECA due to failure in auto-authorization
VAB-ECA-67	Rolled Back create ECA due to failure in auto-auth
VAB-ECA-68	\$1 account is in unauthorized state
VAB-ECA-69	\$1 account is not in open status
VAB-ECA-70	\$1 account is frozen
VAB-ECA-71	Debits are not allowed on \$1 account
VAB-ECA-72	\$1 account is not in Active status
VAB-ECA-74	\$1 account doesnt have a real account mapped
VAB-ECA-75	EAC failed
VAB-ECA-80	amount block queue is already approved
VAB-ECA-81	Transaction Status is not in Pending status in Block Queue

Error Code	Message
VAI-INT-01	Transaction Account and Offset Account cannot be the same
VAI-INT-02	Invalid Transaction Code
VAI-INT-03	Invalid Offset Transaction Code
VAI-INT-034	Transaction Rolled Back due to failure
VAI-INT-04	Authorized record cannot be deleted
VAI-INT-05	Record doesn't Exist
VAI-INT-06	Key Id is null
VAI-INT-07	Record already authorized
VAI-INT-08	Maker cannot authorize
VAI-INT-09	Cannot be Reversed as the txn is unauthorized!
VAI-INT-10	Record Already reversed
VAI-INT-11	Transaction Currency and Offset Currency must be same

Error Code	Message
VAI-INT-12	Please Authorize the new record.
VAI-INT-13	Already reversed record cannot be reversed
VAI-INT-14	Only maker can delete the Record
VAI-INT-15	Record Successfully Reversed
VAI-INT-16	Record Successfully Authorized
VAI-INT-17	Record deleted successfully
VAI-INT-18	Failed during update balance
VAI-INT-19	Invalid Currency \$1
VAI-INT-20	Real Customer No doesnot Exist
VAI-INT-21	\$1 Branch Code is not Valid
VAI-INT-22	Request is Null. Please Resend with Proper Values
VAI-INT-23	Record Saved Successfully

Error Code	Message
VAI-INT-24	Failed during Statement update
VAI-INT-25	Virtual Accounts doesn't belong to same real Account
VAI-INT-26	Exception occurred during Account Check
VAI-INT-27	Invalid Source Code \$1
VAI-INT-30	Booking date is different from Current Application date
VAI-INT-31	Booking date is not in the required format
VAM-EAC-001	\$1 account is in unauthorized state
VAM-EAC-002	\$1 account is not in open status
VAM-EAC-003	\$1 account is frozen
VAM-EAC-004	Credits are not allowed on \$1 account
VAM-EAC-005	Debits are not allowed on \$1 account
VAM-EAC-006	\$1 account is not in Active status

Error Code	Message
VAM-EAC-007	\$1 transaction code is not allowed for \$2
VAM-EAC-008	EAC is success fpr \$1
VAT-EAC-001	EAC is success for \$1
VAT-EAC-010	Call for Account Check failed
VAT-EIC-001	EIC is success for \$1
VAT-EXAC-001	External Account Check failed
VAT-INT-033	Failed in interacting with VAM domain
VAT-INT-037	Failed in interacting with VAS domain
VAT-JNOL-001	Invalid value \$1 for transaction branch
VAT-JNOL-002	Invalid value \$1 for transaction currency
VAT-JNOL-003	Invalid value \$1 for transaction code
VAT-JNOL-004	Invalid value \$1 for DDA Offset number

Error Code	Message
VAT-JNOL-005	Invalid value \$1 for Source Code
VAT-JNOL-006	Reversal is not allowed for transactions with ECA reference number
VAT-JNOL-007	Currency URL building has failed, so transaction save failed
VAT-JNOL-008	Currency amount and rate is null for \$1 and \$2
VAT-JNOL-010	Please login into the transction posted branch for doing any operations on the same
VAT-JNOL-011	Saved and authorized successfully
VAT-JNOL-012	The request sent for transaction posting can not be null
VAT-JNOL-013	Transaction with \$1 ID doesnt exist
VAT-JNOL-016	Transaction successfully deleted
VAT-JNOL-017	Transaction successfully authorized
VAT-JNOL-018	Transaction is not in unauthorized state
VAT-JNOL-019	Transaction persistance failed

Error Code	Message
VAT-JNOL-020	Transaction successfully saved
VAT-JNOL-021	\$1 transaction has been reversed already
VAT-JNOL-022	Transaction successfully reversed
VAT-JNOL-023	Authorise the reversal transaction not the original transaction
VAT-JNOL-024	This transaction was created by reversal hence should not be reversed
VAT-JNOL-025	Only maker can delete a transaction
VAT-JNOL-026	Maker and checker cannot be same
VAT-JNOL-027	Failed in interacting with VAI domain
VAT-JNOL-028	Failed in interacting with VAM domain
VAT-JNOL-029	Failed in interacting with EDA domain
VAT-JNOL-031	Transaction Rolled Back due to failure
VAT-JNOL-032	Booking date defaulted to current Application date

Error Code	Message
VAT-JNOL-033	ECA reference number should not be given for credit transactions
VAT-JNOL-034	Failed in interacting with ECA domain
VAT-JNOL-035	ECA reference number should not be given for identifier based transactions
VAT-JNOL-036	Booking date and Application date are different
VAT-JNOL-037	Failed in interacting with VAS domain
VAT-JNOL-038	Account currency entered is different from actual account currency
VAT-JNOL-039	Failed in fetching branch status
VAT-JNOL-040	Skip DDA Entries flag should not be set for identifier transactions
VAT-JNOL-041	Block reference number should not be sent for transactions which are not being posting to DDA system
VAT-JNOL-042	If exchange rate is given, then Amount in virtual account currency is mandatory
VAT-JNOL-043	If Amount in virtual account currency is given, then exchange rate is mandatory

Error Code	Message
VAT-JNOL-044	Record Successfully Updated
VAT-JNOL-045	Record Updation Failed
VAT-JNOL-046	Record Successfully Authorized
VAT-JNOL-047	Authorization Failed
VAT-JNOL-048	User rate queue of Transaction with \$1 ID should get Authorize First
VAT-JNOL-049	User cannot Authorize Exchange rate queue record before Accepting the Exchange Rate
VAT-JNOL-050	If exchange rate for DDA local ccy amount is given, then Amount in DDA local currency is mandatory
VAT-JNOL-051	Approved record cannot be modify
VAT-JNOL-052	Transaction details cannot be empty while posting a transaction
VAT-JNOL-055	If Amount in DDA local currency is given, then exchange rate for DDA local ccy amount is mandatory
VAT-JNOL-057	Branch is not maintained in VAM

Error Code	Message
VAT-JNOL-070	given input is not a valid virtual account/IBAN/identifier
VAT-JNOL-071	Transaction Branch is mandatory for Identifier Real account fetch
VAT-JNOL-072	virtualAccountIdentifier is a mandatory input
VAT-JNOL-073	Successfully Fetched real account
VAT-JNOL-074	Account Branch entered is different from actual account branch
VAM-ACCK-013	Transaction not allowed for virtual account \$1 as account closure initiated for the same
VAM-ACCK-004	Credits are not allowed on \$1 account
VAM-ACCK-005	Debits are not allowed on \$1 account
VAM-ACCK-006	\$1 account is not in Active status
VAM-ACCK-007	\$1 transaction code is not allowed for \$2
VAM-ACCK-008	EAC is success for \$1
VAM-ACCK-009	\$1 account doesnt have a real account mapped

Error Code	Message
VAM-ACCK-010	EAC failed
VAM-ACCK-011	Invalid Virtual Account \$1
VAM-ACCK-012	KYC Status is \$1 for Virtual Entity \$2
VAM-ACCK-014	Account is not mapped to Real Account Number
EDA-REV-001	Record already reversed.
EDA-REV-002	Reverse failed with exception
EDA-REV-003	Record Successfully Reversed
EDA-REV-004	Reverse Transaction in OBVAM Failed
EDA-REV-005	Reverse Transaction in DDA Failed
EDA-REV-006	Failed to call Transaction Journal Service
EDA-REV-007	Returning Success as there are no records to reverse
EDA-VAT-001	Transaction Rolled Back due to failure

Error Code	Message
EDA-EAC-001	Account is Valid
EDA-EAC-002	Real account check failed in \$1 source system
EDA-EAC-003	Real account details for \$1 are not maintained in Common core Accounts
EDA-EAC-004	Source system is null for one of the Real accounts in VAC
EDA-EAC-005	Multi DDA Transactions are not allowed
EDA-EAC-006	EacRequiredFlag is N hence External Account check skipped
EDA-ECA-001	\$1 Source Code is not configured
EDA-ECA-002	\$1 Source Code is not configured to form a new Adapter
EDA-ACC-001	\$1 real account is not maintained in the common core
EDA-ACC-004	Failed in fetching local branch currency. Please check logs for further details.
EDA-ACC-005	\$1 source code is not maintained in OBVAM

Error Code	Message
EDA-ACC-006	Failed while rollback, please check the business exception queue for further details
EDA-ACC-007	One or more real account is not maintained in the facility screen properly
EDA-ACC-008	One or more DDA offset GL is not maintained in the common core external chart accounts
EDA-ACC-009	All the GLs and real accounts are maintained properly
EDA-ACC-010	Successfully retrieved the for the inter DDA GLs
EDA-ACC-011	Failed to retrieve the inter DDA GLs
EDA-ACC-015	Retry cannot be called for Sync Txn Reference: \$1
EDA-ACC-016	ReverseTxn cannot be called for Sync Txn Reference: \$1
EDA-ACC-017	Txn Came in Async Mode hence batch will process the records from Tank Tables which are UnProcessed
VAM-BAL-001	Failed to save Account Balance
VAM-BAL-002	Successfully validated and updated balance

Error Code	Message
VAM-BAL-003	Insufficient funds for \$1 account
VAM-BAL-004	Insufficient funds for \$1
VAM-BAL-005	Sufficient funds available for \$1
VAM-BAL-006	Successfully inserted data into Value Dated table for \$1
VAM-BAL-007	Successfully updated data into Value Dated table for \$1
VAM-BAL-008	Successfully inserted data into Account Transaction table for \$1
VAM-BAL-009	Failed to build URL to call Turn over balance
VAM-BAL-010	No records sent to post turn over balance
VAM-BAL-011	No response has come after call to turn over balance
VAM-BAL-012	Successfully updated turn over balance
VAM-BAL-013	Failed to insert turn over balance for virtual account \$1
VAM-BAL-014	Successfully retrieved

Error Code	Message
VAM-BAL-015	Failed while fetching the records for the given combination, please check the logs for further details
VAM-BAL-016	It is mandatory to pass either the virtual account number or the value date to fetch records
VAM-BAL-017	Virtual Account number, from date and to date, all three are mandatory fields
VAM-BAL-018	From date cannot be greater than to date
VAM-BAL-020	Failed to acquire balances of participating account(s)
VAM-BAL-021	Virtual Account \$1 and currency \$2 combination is Invalid
VAM-BAL-022	Failed to acquire account details of participating account(s)
VAM-BAL-023	Failed to merge Account Balance details for Tanked Batch
VAM-BAL-024	Successfully merged account details for Untanking batch
VAM-BAL-025	Failed to retrieve current balance
VAI-IDCH-01	Only Credit Transactions are allowed for Identifier Account \$1

Error Code	Message
VAI-IDCH-02	Invalid Branch for the Account \$1
VAI-IDCH-03	Invalid Identifier for Branch Code \$1 and Account \$2
VAI-IDCH-04	Account Numbers are repeated
VAI-IDCH-05	Failed while parsing Application date during Identifier Check
VAI-IDCH-06	No Real Account is Mapped for the Identifier Account \$1 and Currency \$2
VAI-IDCH-07	Remittance Detail is not configured for the associated remitter list id
VAI-RMLS-07	Transaction Value Date should be Greater than the Validity Start Date of Remitter ID
VAI-RMLS-08	Transaction Value Date should be Less than the Validity End Date of Remitter ID

6 Appendix A: Acronyms, Abbreviations and Definitions

The following acronyms/abbreviations are used in this guide:

Acronyms	Definition
OBVAM	Oracle Banking Virtual Account Management
SMS	Security Management System
CMC	Common Core
OBMA	Oracle Banking Micro service Architecture
ELK	Elasticsearch Logstash Kibana

7 Appendix B: Related Documentation

The related documents are as follows:

- Oracle Banking Common Core User Guide
- Oracle Banking Getting Started User Guide
- Oracle Banking Security Management System User Guide
- Overview User Guide
- Configuration User Guide
- Customer and Accounts User Guide
- Identifier User Guide
- Transactions User Guide