

FCUBS – OFLO Integration Guide
Oracle FLEXCUBE Onboarding

Release 14.5.0.0.0

Part Number F41347-01

May 2021

FCUBS - OFLO Integration Guide

Oracle Financial Services Software Limited
Oracle Park
Off Western Express Highway
Gurgaon (East)
Mumbai, Maharashtra 400 063
India

Worldwide Inquiries:

Phone: +91 22 6718 3000

Fax: +91 22 6718 3001

<https://www.oracle.com/industries/financial-services/index.html>

Copyright © 2021, Oracle and/or its affiliates. All rights reserved.

Oracle and Java are registered trademarks of Oracle and/or its affiliates. Other names may be trademarks of their respective owners.

U.S. GOVERNMENT END USERS: Oracle programs, including any operating system, integrated software, any programs installed on the hardware, and/or documentation, delivered to U.S. Government end users are “commercial computer software” pursuant to the applicable Federal Acquisition Regulation and agency-specific supplemental regulations. As such, use, duplication, disclosure, modification, and adaptation of the programs, including any operating system, integrated software, any programs installed on the hardware, and/or documentation, shall be subject to license terms and license restrictions applicable to the programs. No other rights are granted to the U.S. Government.

This software or hardware is developed for general use in a variety of information management applications. It is not developed or intended for use in any inherently dangerous applications, including applications that may create a risk of personal injury. If you use this software or hardware in dangerous applications, then you shall be responsible to take all appropriate failsafe, backup, redundancy, and other measures to ensure its safe use. Oracle Corporation and its affiliates disclaim any liability for any damages caused by use of this software or hardware in dangerous applications.

This software and related documentation are provided under a license agreement containing restrictions on use and disclosure and are protected by intellectual property laws. Except as expressly permitted in your license agreement or allowed by law, you may not use, copy, reproduce, translate, broadcast, modify, license, transmit, distribute, exhibit, perform, publish or display any part, in any form, or by any means. Reverse engineering, disassembly, or decompilation of this software, unless required by law for interoperability, is prohibited. The information contained herein is subject to change without notice and is not warranted to be error-free. If you find any errors, please report them to us in writing.

This software or hardware and documentation may provide access to or information on content, products and services from third parties. Oracle Corporation and its affiliates are not responsible for and expressly disclaim all warranties of any kind with respect to third-party content, products, and services. Oracle Corporation and its affiliates will not be responsible for any loss, costs, or damages incurred due to your access to or use of third-party content, products, or services.

Contents

1	About this manual	1
1.1	Purpose	1
1.2	Audience	1
1.3	List of Chapters	1
1.4	Acronym and Abbreviation	1
2	Integration Guide	2
2.1	Introduction	2
2.2	Prerequisite	2
2.3	Maintenance for FCUBS	2
2.4	Maintenance for OFLO	5

1 About this manual

1.1 Purpose

This manual is to help with Integration of Oracle FLEXCUBE Onboarding Product with Oracle FLEXCUBE Universal Banking acting as the backend Product Processor.

1.2 Audience

This guide is primarily intended for the following user/user roles:

Table 1: Audience

Role	Function
Implementation and IT Staff	Implementation and maintenance of the software

1.3 List of Chapters

Table 2: Topics

Topics	Function
Integration Guide	This chapter helps you to integrate Oracle FLEXCUBE Onboarding product with Oracle FLEXCUBE Universal Banking.

1.4 Acronym and Abbreviation

The following are some of the acronyms and abbreviations you are likely to find in the manual.

Table 3: Acronym and Abbreviation

Abbreviation	Description
FCUBS	Oracle FLEXCUBE Universal Banking
OFLO	Oracle FLEXCUBE Onboarding

2 Integration Guide

2.1 Introduction

You can integrate Oracle FLEXCUBE Onboarding with Oracle FLEXCUBE Universal Banking acting as the backend Product Processor through Oracle Banking Routing Hub. This document briefs you about the specific steps needed for integration of these two products and specific maintenances.

2.2 Prerequisite

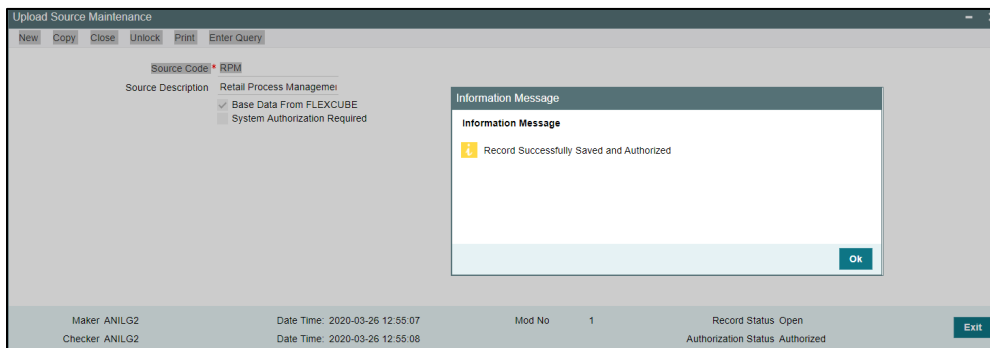
Specify **User Id** and **Password**, and login to FCUBS **Home screen**.

2.3 Maintenance for FCUBS

Gateway setup should be done in FCUBS for particular source system (OFLO) by doing maintenance in the below mentioned screens.

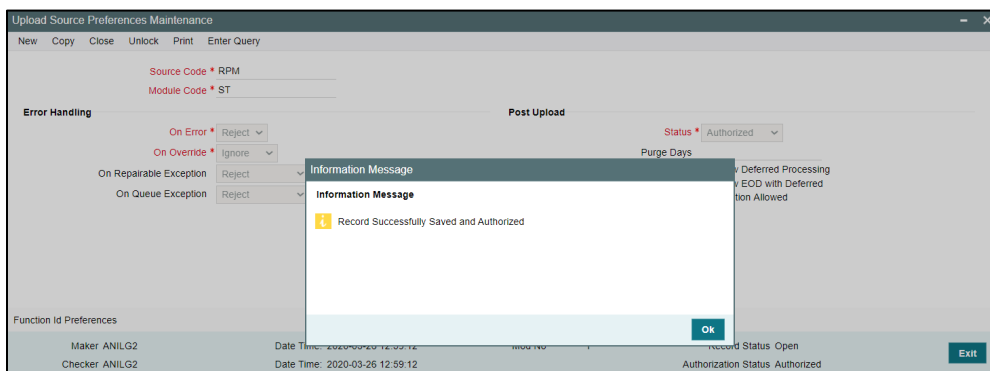
1. CODSORCE – Upload Source Maintenance

Figure 1: Upload Source Maintenance



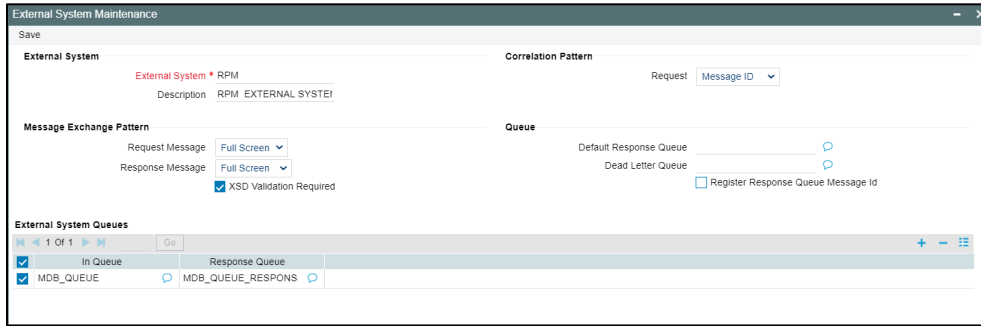
2. CODUPLDM – Upload Source Preferences Maintenance – For modules CL and ST

Figure 2: Upload Source Preferences Maintenance



3. GWDETSYS – External System Maintenance

Figure 3: External System Maintenance

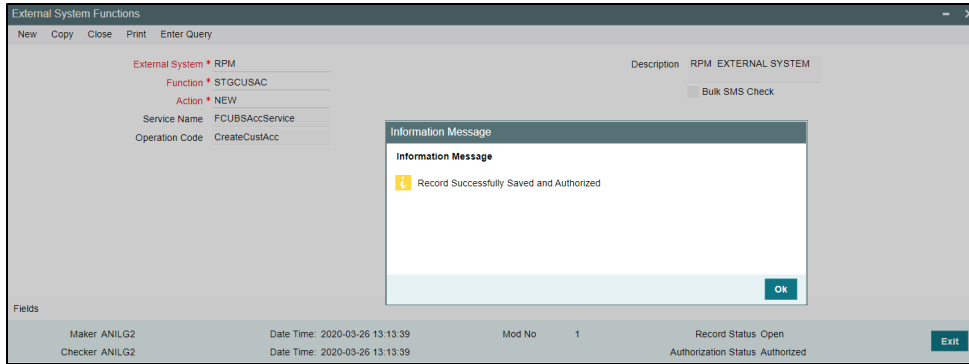


4. GWDEFUN – External System Functions – for below function and actions.

Table 4: Function IDs

Function ID	Action
STGCUSAC	NEW
STGCUSTD	NEW
STQTDSIM	VIEW
CLGACCNT	NEW
CLGSIMNT	VIEW
CLQPRMNT	VIEW
CLVPRMNT	VIEW
STQACLIC	VIEW
STQACUVL	VIEW
STVACCLS	VIEW
STGCRLIB	NEW
STQLMBAL	VIEW
STGCOLAT	NEW
STGCRLIK	NEW

Figure 4: External System Functions

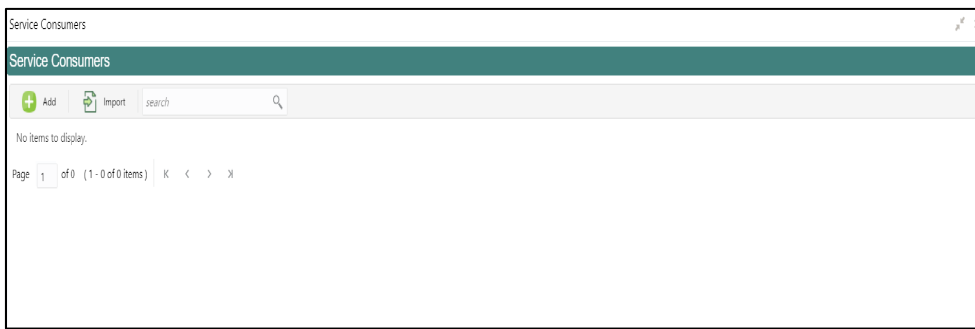


2.4 Maintenance for OFLO

1. Maintain OBRH routing configuration in common core for FCUBS.
2. From **Home screen**, click **Core Maintenance**.
3. Under **Core Maintenance**, click **Routing Hub**.
4. Under **Routing Hub**, click **Service Consumers**.

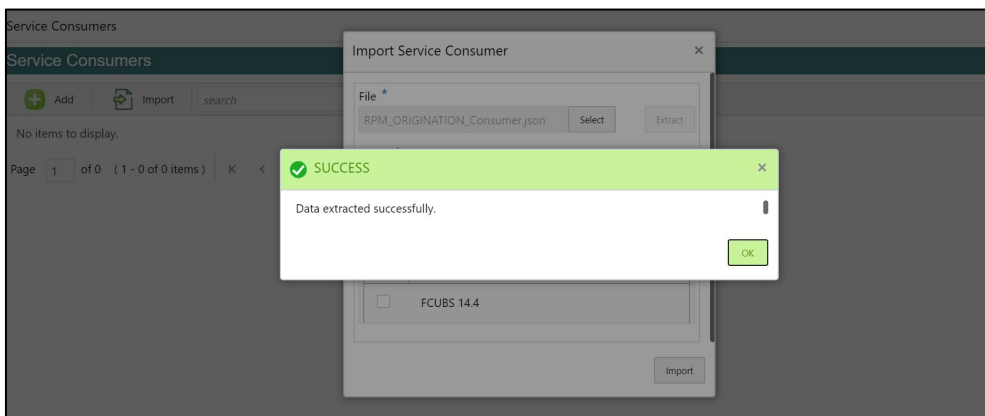
→ The **Service Consumers** screen is displayed.

Figure 5: Service Consumers



5. Click **Import** and upload the RPM_ORIGINATION_Consumer.json file provided in the release and click **Extract**.

Figure 6: Success



6. Select FCUBS and click **Import**.

Figure 7: Confirmation

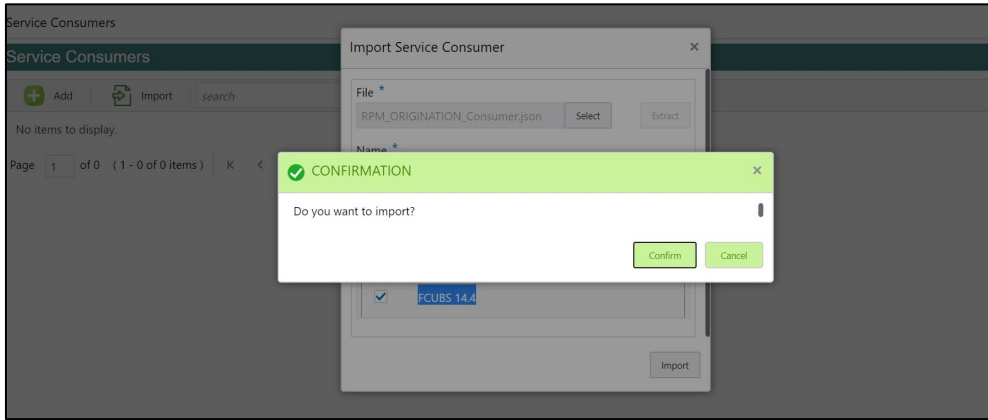
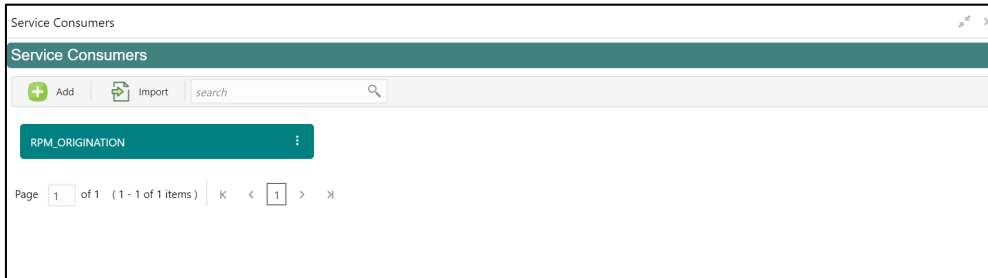


Figure 8: RPM Origination



7. Click **RPM_ORIGINATION**.
8. Under **RPM_ORIGINATION**, click **FCUBS**.

Figure 9: RPM Origination

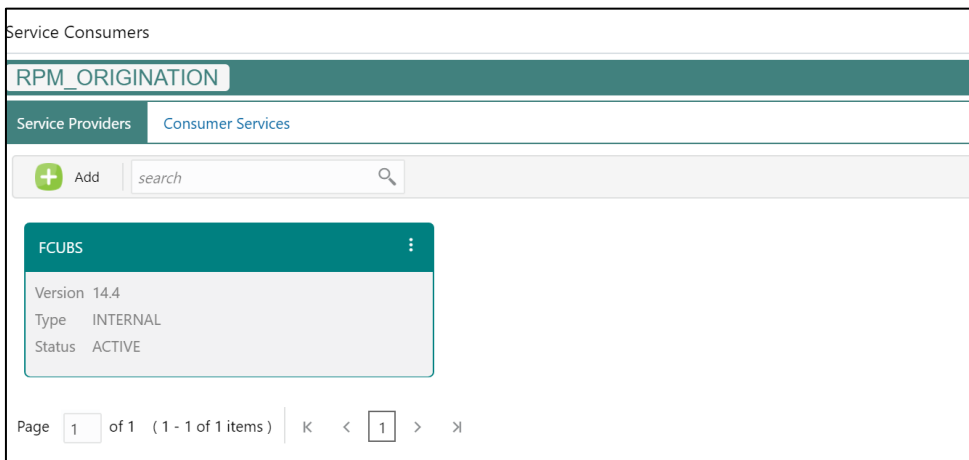
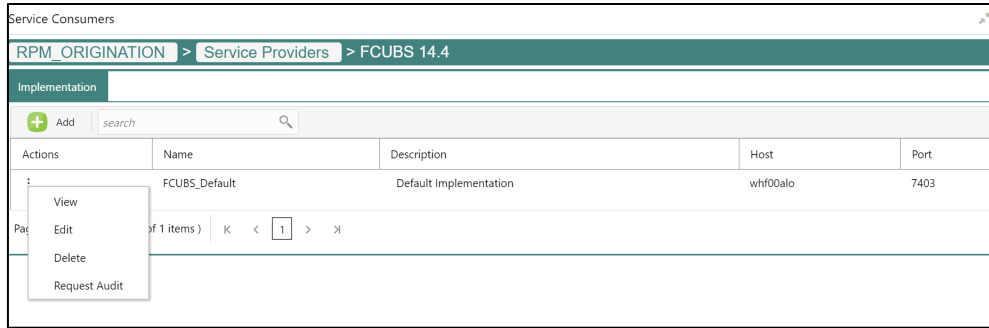
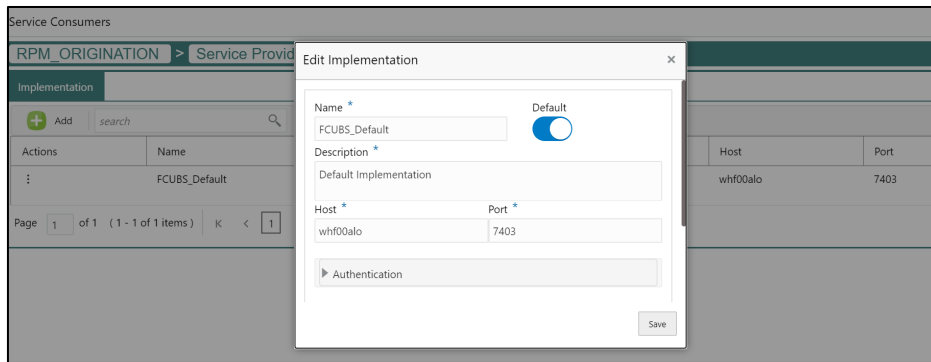


Figure 10: RPM Origination



9. Click **Edit**.
10. Change the host and port as per the FCUBS installation and save it.

Figure 11: Edit Implementation



The below consumer services will be imported.

Consumer Service	Description
Collateral_Creation	Usage: Create Local Collateral Service: FCUBSCoreService Operation: CreateLocalCollateral
Liability_Creation	Usage: Create Liability Service: FCUBSCoreentitiesService Operation: CreateLiability

Customer_Liability_Linkage	<p>Usage: Create Customer Liability</p> <p>Service: FCUBSCoreentitiesService</p> <p>Operation: CreateCustomerLiab</p>
CASA_Account_Creation	<p>Usage: Create CASA Account</p> <p>Service: FCUBSAccService</p> <p>Operation: CreateCustAcc</p>
Loan_Simulation	<p>Usage: Perform Loan Account Simulation</p> <p>Service: FCUBSCLService</p> <p>Operation: CreateAccountSim</p>
TD_Simulation	<p>Usage: Perform Term Deposit Account Simulation</p> <p>Service: FCUBSAccService</p> <p>Operation: QueryTDCustAccSim</p>
Get_Liability_Interest_Details	<p>Usage: Fetch Liability Interest and Charge Details</p> <p>Service: FCUBSSTService</p> <p>Operation: QueryAccClasUde</p>
Get_Liability_Product_Details	<p>Usage: Fetch Liability Product Details</p> <p>Service: FCUBSSTService</p> <p>Operation: QueryAccClasQuery</p>
Get_Loan_Product_Details	<p>Usage: Fetch Loan Product Details</p> <p>Service: FCUBSCLService</p> <p>Operation: QueryProduct</p>

List_All_Loan_Products	<p>Usage: List Loan Products Service: FCUBSCLService Operation: SummaryQueryProduct</p>
List_All_Liability_Products	<p>Usage: List Liability Products Service: FCUBSSTService Operation: SummaryQueryAccClasMaint</p>
TD_Account_Creation	<p>Usage: Create Term Deposit Account Creation Service: FCUBSAccService Operation: CreateTDCustAcc</p>
Loan_Account_Creation	<p>Usage: Create Loan Account Creation Service: FCUBSCLService Operation: CreateAccount</p>
Get_Customer_Liability_Details	<p>Usage: Fetch Customer Limit Details Service: FCUBSSTService Operation: QuerySTCustLimitDet</p>
Get_Liability_Details	<p>Usage: Fetch Liability Details Service: FCUBSCoreentitiesService Operation: QueryLiability</p>