

Getting Started With Installation Guide
Oracle Banking Liquidity Management

Release 14.5.0.0.0

Part Number F41688-01

May 2021



Table of Contents

- 1. INSTALLATION PROCESS1
- 1.1 INTRODUCTION1
- 1.2 PRE-REQUISITE1
- 1.3 OSDC PACKAGE1
- 1.4 PLATO SERVICES TO BE INSTALLED1
- 1.5 SMS SERVICE TO BE INSTALLED2
- 1.6 COMMON CORE SERVICES TO BE INSTALLED3
- 1.7 OBLM SERVICES TO BE INSTALLED4
- 1.8 IC SERVICES TO BE INSTALLED5
- 1.9 APP-SHELL TO BE INSTALLED6
- 1.10 INITIAL SETUP6
- 1.11 FILE UPLOAD SETUP7

1. Installation Process

1.1 Introduction

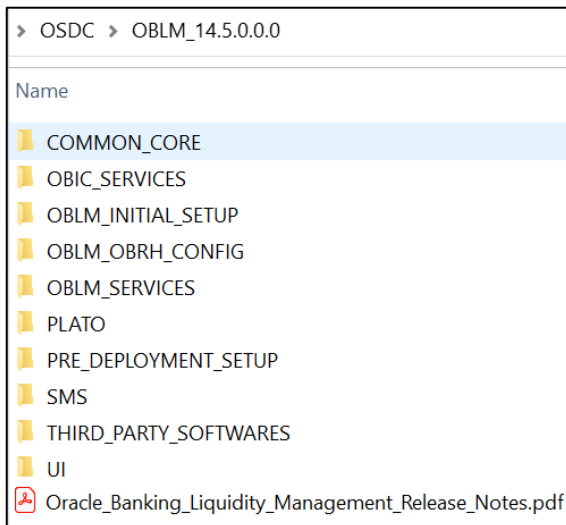
This document details out the order in which the user should carry on the installation process.

1.2 Pre-Requisite

All software required for the application setup is installed. Refer the Release Notes for the software to be installed.

1.3 OSDC Package

Extract the OSDC Package and the package will have the below structure.



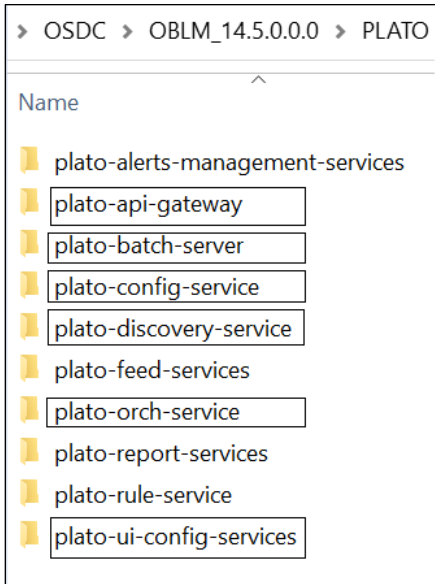
1.4 Plato Services to be installed

Below are the lists of Plato Services to be installed for OBLM. Deployments to be done in the same order.

***Conductor-server should be deployed prior to plato-orch-service.

Plato Services
plato-config-service
plato-discovery-service
plato-api-gateway
plato-ui-config-service
plato-batch-server
plato-orch-service

Location of the Plato Services:



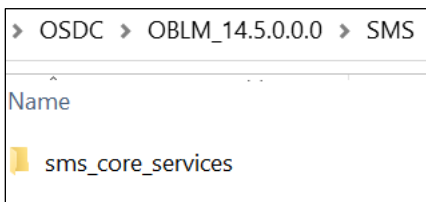
Please follow the [Plato Infrastructure Services Installation Guide](#) for installing the above services.

1.5 **SMS Service to be installed**

Below are the lists of SMS Service to be installed for OBLM

SMS Services
sms_core_services

Location of the SMS Services:



Please follow the [Security Management System Service Installation Guide](#) for installing the above services.

1.6 Common Core Services to be installed

Below are the lists of Common Core Services to be installed for OBLM

CMC Services
cmc-account-services
cmc-base-services
cmc-branch-services
cmc-currency-services
cmc-customer-services
cmc-external-chart-account-services
cmc-external-system-services
cmc-external-virtual-account-services
cmc-obrh-services
cmc-report-services
cmc-settlements-services
cmc-txn-code-services

Location of the Common Core Services:

The screenshot shows a file explorer window with the path > OSDC > OBLM_14.5.0.0.0 > COMMON_CORE. Under the 'Name' column, a list of service names is displayed, with several names highlighted by a yellow box:

- cmc-account-services
- cmc-additional-attributes-services
- cmc-advice-services
- cmc-base-services
- .cmc-batch-services
- cmc-branch-services
- cmc-businessoverrides-services
- cmc-charges-calculation-services
- cmc-corebanking-adapter-service
- cmc-currency-services
- cmc-customer-services
- cmc-datasegment-services
- cmc-external-chart-account-services
- cmc-external-system-services
- cmc-external-virtual-account-services
- cmc-facilities-service
- cmc-fc-ai-ml-services
- cmc-ml-indb-services
- cmc-nlp-dashboard-widget-services
- cmc-nlp-docview-services
- cmc-nlp-maintenance-services
- cmc-nlp-opennlp-services
- cmc-nlp-pipeline-services
- cmc-obcbs-services
- cmc-obrh-service
- cmc-report-services
- cmc-resource-segment-orchestrator-service
- cmc-screenclass-services
- cmc-settlements-services
- cmc-transactioncontroller-services
- cmc-txn-code-services

Please follow the [Common Core Service Installation Guide](#) for installing the above services.

1.7 OBLM Services to be installed

Below are the lists of Oracle Banking Liquidity Management Services to be installed

OBLM Services
oblm-batch-services
oblm-cash-concentration-services
oblm-dashboard-services
oblm-icl-services
oblm-integration-services
oblm-messaging-services
oblm-maintenance-services
oblm-pool-services
oblm-report-services
oblm-rtl-services
oblm-structure-services
oblm-sweep-services

Location of the OBLM Services:

OSDC > OBLM_14.5.0.0.0 > OBLM_SERVICES	
Name	
oblm-batch-services	
oblm-cash-concentration-services	
oblm-dashboard-services	
oblm-icl-services	
oblm-integration-services	
oblm-maintenance-services	
oblm-messaging-services	
oblm-pool-services	
oblm-report-services	
oblm-rtl-services	
oblm-structure-services	
oblm-sweep-services	

Please follow the [Oracle Banking Liquidity Management Installation Guide](#) for installing the above services.

1.8 IC Services to be installed

Below are the lists of Interest and Charges Services to be installed. oblm-ic-config-services to be deployed first.

OBIC Services
oblm-ic-bod-batch-services
oblm-ic-config-services
oblm-ic-charge-calc-services
oblm-ic-external-adapter-services
oblm-ic-intchg-accting-services
oblm-ic-interest-accrual-services
oblm-ic-interest-allocate-services
oblm-ic-interest-batch-services
oblm-ic-interest-calc-services
oblm-ic-interest-input-services
oblm-ic-interest-liquidation-services
oblm-ic-interest-maintqueue-services
oblm-ic-interest-resolve-services
oblm-ic-maintenance-services
oblm-ic-online-liquidation-services

Location of the IC Services:

Name	
oblm-ic-bod-batch-services	
oblm-ic-charge-calc-services	
oblm-ic-config-services	
oblm-ic-external-adapter-services	
oblm-ic-intchg-accting-services	
oblm-ic-interest-accrual-services	
oblm-ic-interest-allocate-services	
oblm-ic-interest-batch-services	
oblm-ic-interest-calc-services	
oblm-ic-interest-input-services	
oblm-ic-interest-liquidation-services	
oblm-ic-interest-maintqueue-services	
oblm-ic-interest-resolve-services	
oblm-ic-maintenance-services	
oblm-ic-online-liquidation-services	

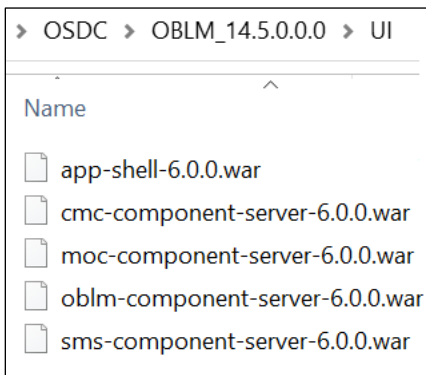
Please follow the [Oracle Banking Liquidity Management Installation Guide](#) for installing the above services.

1.9 App-shell to be installed

Deploy the below App-Shell

UI
app-shell
cmc-component-server
moc-component-server
oblm-component-server
sms-component-server

Location of the app-shell:

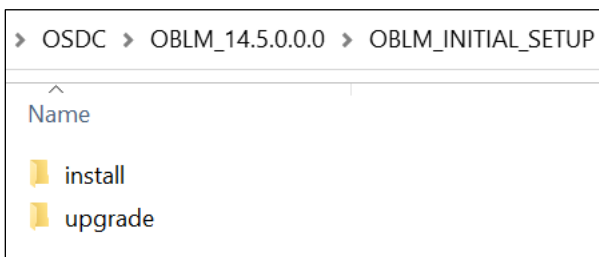


Please follow the [Oracle Banking Liquidity Management Installation Guide](#) for installing the above services.

1.10 Initial Setup

Follow the instruction given in the Initial Setup Guide.

Location of the Initial Setup:



1.11 File Upload Setup

For the file upload to work, below folders are to be created with application user.

1. Batch Folder
 - a. Create LM_FILEUPLOAD under /scratch folder
 - b. Create a <Batch> Folder under /LM_FILEUPLOAD folder
 - c. Create all sub folders as in the screen shot and all Sub folders should have full access.

/scratch/LM_FILEUPLOAD/Batch/			
Name	Size	Rights	Owner
..		rwxrwxrwx	bij
BICDIRECTORY		rwxrwxrwx	bij
CCYCUTOFF		rwxrwxrwx	bij
CCYDEF		rwxrwxrwx	bij
CCYEXCRATE		rwxrwxrwx	bij
HOLIDAY		rwxrwxrwx	bij
LMACCOUNT		rwxrwxrwx	bij
LMBANK		rwxrwxrwx	bij
LMBRANCH		rwxrwxrwx	bij
LMCOUNTRY		rwxrwxrwx	bij
LMCUSTOMER		rwxrwxrwx	bij
LMINTERFACE		rwxrwxrwx	bij
LMSTRUCT		rwxrwxrwx	bij
LMSWEEPINST		rwxrwxrwx	bij
LMVDBALANCE		rwxrwxrwx	bij

2. Archival Folder:
 - a. Create a <Archival> Folder under /LM_FILEUPLOAD folder
 - b. Create all sub folders as in the screen shot and all Sub folders should have full access.

/scratch/LM_FILEUPLOAD/Archival/			
Name	Size	Rights	Owner
..		rwxrwxrwx	bij
BICDIRECTORY		rwxrwxrwx	bij
CCYCUTOFF		rwxrwxrwx	bij
CCYDEF		rwxrwxrwx	bij
CCYEXCRATE		rwxrwxrwx	bij
HOLIDAY		rwxrwxrwx	bij
LMACCOUNT		rwxrwxrwx	bij
LMBANK		rwxrwxrwx	bij
LMBRANCH		rwxrwxrwx	bij
LMCOUNTRY		rwxrwxrwx	bij
LMCUSTOMER		rwxrwxrwx	bij
LMINTERFACE		rwxrwxrwx	bij
LMSTRUCT		rwxrwxrwx	bij
LMSWEEPINST		rwxrwxrwx	bij
LMVDBALANCE		rwxrwxrwx	bij

Make Sure Properties table has the below values inserted

oblm-batch-services	...	jdbc	...	jdbc	...	sftpHost	...	<Linux Host Name>
oblm-batch-services	...	jdbc	...	jdbc	...	sftpPort	...	22
oblm-batch-services	...	jdbc	...	jdbc	...	sftpUser	...	<Linux User>
oblm-batch-services	...	jdbc	...	jdbc	...	sftpPassword	...	<Password>
oblm-batch-services	...	jdbc	...	jdbc	...	authUser	...	LMADMIN2
oblm-batch-services	...	jdbc	...	jdbc	...	fileUploadPath	...	/scratch/LM_FILEUPLOAD/Batch
oblm-batch-services	...	jdbc	...	jdbc	...	authUser	...	LMADMIN2



Getting Started With Installation

Oracle Financial Services Software Limited

Oracle Park

Off Western Express Highway

Goregaon (East)

Mumbai, Maharashtra 400 063

India

Worldwide Inquiries:

Phone: +91 22 6718 3000

Fax: +91 22 6718 3001

<https://www.oracle.com/industries/financial-services/index.html>

Copyright © 2018, 2021, Oracle and/or its affiliates. All rights reserved.

Oracle and Java are registered trademarks of Oracle and/or its affiliates. Other names may be trademarks of their respective owners.

U.S. GOVERNMENT END USERS: Oracle programs, including any operating system, integrated software, any programs installed on the hardware, and/or documentation, delivered to U.S. Government end users are "commercial computer software" pursuant to the applicable Federal Acquisition Regulation and agency-specific supplemental regulations. As such, use, duplication, disclosure, modification, and adaptation of the programs, including any operating system, integrated software, any programs installed on the hardware, and/or documentation, shall be subject to license terms and license restrictions applicable to the programs. No other rights are granted to the U.S. Government.

This software or hardware is developed for general use in a variety of information management applications. It is not developed or intended for use in any inherently dangerous applications, including applications that may create a risk of personal injury. If you use this software or hardware in dangerous applications, then you shall be responsible to take all appropriate failsafe, backup, redundancy, and other measures to ensure its safe use. Oracle Corporation and its affiliates disclaim any liability for any damages caused by use of this software or hardware in dangerous applications.

This software and related documentation are provided under a license agreement containing restrictions on use and disclosure and are protected by intellectual property laws. Except as expressly permitted in your license agreement or allowed by law, you may not use, copy, reproduce, translate, broadcast, modify, license, transmit, distribute, exhibit, perform, publish or display any part, in any form, or by any means. Reverse engineering, disassembly, or decompilation of this software, unless required by law for interoperability, is prohibited.

The information contained herein is subject to change without notice and is not warranted to be error-free. If you find any errors, please report them to us in writing.

This software or hardware and documentation may provide access to or information on content, products and services from third parties. Oracle Corporation and its affiliates are not responsible for and expressly disclaim all warranties of any kind with respect to third-party content, products, and services. Oracle Corporation and its affiliates will not be responsible for any loss, costs, or damages incurred due to your access to or use of third-party content, products, or services.