

# FCUBS – Party Services Integration Guide

Oracle Banking Branch

Release 14.5.0.0.0

Part Number F41897-01

May 2021





## **FCUBS – Party Services Integration Guide**

May 2021

Version 14.5.0.0.0

Oracle Financial Services Software Limited  
Oracle Park  
Off Western Express Highway  
Goregaon (East)  
Mumbai, Maharashtra 400 063  
India

Worldwide Inquiries:

Phone: +91 22 6718 3000

Fax: +91 22 6718 3001

<https://www.oracle.com/industries/financial-services/index.html>

Copyright © 2021, Oracle and/or its affiliates. All rights reserved.

Oracle and Java are registered trademarks of Oracle and/or its affiliates. Other names may be trademarks of their respective owners.

U.S. GOVERNMENT END USERS: Oracle programs, including any operating system, integrated software, any programs installed on the hardware, and/or documentation, delivered to U.S. Government end users are "commercial computer software" pursuant to the applicable Federal Acquisition Regulation and agency-specific supplemental regulations. As such, use, duplication, disclosure, modification, and adaptation of the programs, including any operating system, integrated software, any programs installed on the hardware, and/or documentation, shall be subject to license terms and license restrictions applicable to the programs. No other rights are granted to the U.S. Government.

This software or hardware is developed for general use in a variety of information management applications. It is not developed or intended for use in any inherently dangerous applications, including applications that may create a risk of personal injury. If you use this software or hardware in dangerous applications, then you shall be responsible to take all appropriate failsafe, backup, redundancy, and other measures to ensure its safe use. Oracle Corporation and its affiliates disclaim any liability for any damages caused by use of this software or hardware in dangerous applications.

This software and related documentation are provided under a license agreement containing restrictions on use and disclosure and are protected by intellectual property laws. Except as expressly permitted in your license agreement or allowed by law, you may not use, copy, reproduce, translate, broadcast, modify, license, transmit, distribute, exhibit, perform, publish or display any part, in any form, or by any means. Reverse engineering, disassembly, or decompilation of this software, unless required by law for interoperability, is prohibited.

The information contained herein is subject to change without notice and is not warranted to be error-free. If you find any errors, please report them to us in writing.

This software or hardware and documentation may provide access to or information on content, products and services from third parties. Oracle Corporation and its affiliates are not responsible for and expressly disclaim all warranties of any kind with respect to third-party content, products, and services. Oracle Corporation and its affiliates will not be responsible for any loss, costs, or damages incurred due to your access to or use of third-party content, products, or services.

# Contents

- 1 About this manual ..... 1**
  - 1.1 Purpose ..... 1
  - 1.2 Audience ..... 1
  - 1.3 List of Chapters ..... 1
  - 1.4 Acronym and Abbreviation ..... 1
  - 1.5 Related Documents..... 1
- 2 Integration Guide ..... 2**
  - 2.1 Introduction..... 2
  - 2.2 Pre-requisite ..... 2
  - 2.3 Maintenance for FCUBS ..... 2
  - 2.4 Maintenance for Party Services ..... 13

# 1 About this manual

## 1.1 Purpose

This manual is to help with Integration of Party Services with Oracle FLEXCUBE Universal Banking.

## 1.2 Audience

This guide is primarily intended for the following user/user roles:

Role	Function
Implementation and IT Staff	Implementation and maintenance of the software

## 1.3 List of Chapters

Topics	Function
Integration Guide	This chapter helps you to integrate Party Services with FLEXCUBE Universal Banking.

## 1.4 Acronym and Abbreviation

The following are some of the acronyms and abbreviations you are likely to find in the manual.

Abbreviation	Description
FCUBS	FLEXCUBE Universal Banking

## 1.5 Related Documents

For information on screens mentioned in this guide, refer to the following documents in the FCUBS Documentation Library:

- Common Core - Gateway User Guide
- Core Services User Guide
- Core Entities User Guide

## 2 Integration Guide

### 2.1 Introduction

You can integrate Party Services with FLEXCUBE Universal Banking (FCUBS) acting as the backend Product Processor. This document briefs you about the specific steps needed for integration and required specific maintenances.

### 2.2 Pre-requisite

The Party Service passes the user login id to FCUBS for Gateway requests. Hence, the same user id should be existing in FCUBS with required role access to perform the desired operation in FCUBS.

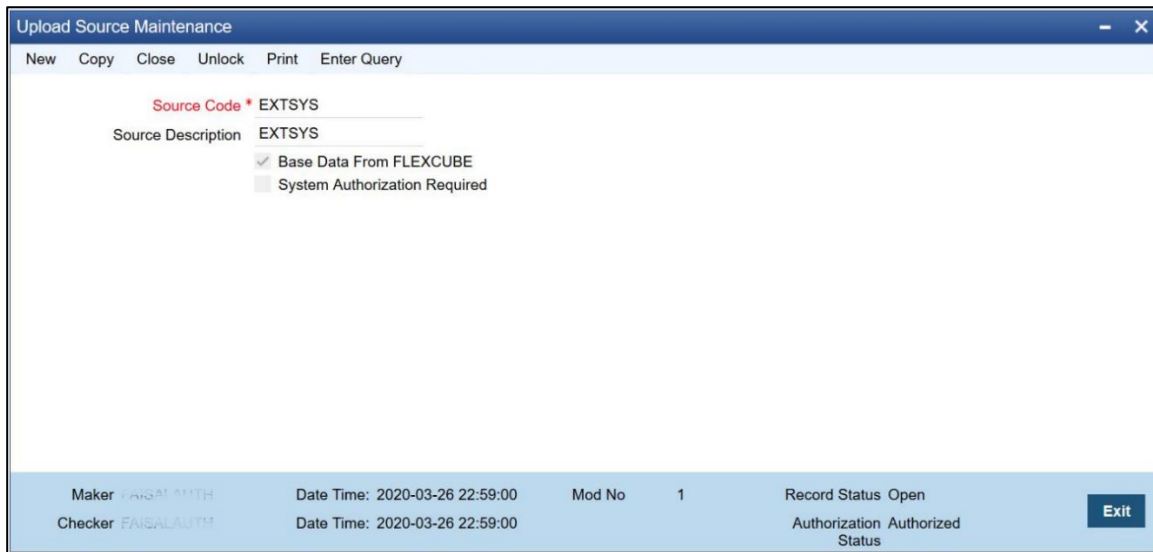
### 2.3 Maintenance for FCUBS

Gateway setup should be done in FCUBS for particular source system (Party) by doing maintenance in the below mentioned screens.

#### 1. CODSORCE – Upload Source Maintenance

Maintain a value like EXTSYS for Party services to identify it as an external source system. EXTSYS is an example source system name used throughout this document.

**Figure 1: Upload Source Maintenance**



**2. CODUPLDM – Upload Source Preferences Maintenance**

For the defined source system (EXTSYS) and module ST, maintain a source preference record with recommended key values like below:

- a. Post upload status - Authorized
- b. On Override - Ignore
- c. On Error - Reject
- d. On Repairable Exception - Reject
- e. On Queue Exception – Reject

**Figure 2: Upload Source Preferences Maintenance**

The screenshot shows the 'Upload Source Preferences Maintenance' application window. The window title is 'Upload Source Preferences Maintenance'. The menu bar includes 'New', 'Copy', 'Reopen', 'Print', and 'Enter Query'. The main area contains the following fields and options:

- Source Code \*** EXTSYS
- Module Code \*** ST
- Error Handling**
  - On Error \*** Reject
  - On Override \*** Ignore
- Post Upload**
  - Status \*** Authorized
- Purge Days**
  - Allow Deferred Processing
  - Allow EOD with Deferred
  - Deletion Allowed

At the bottom, there is a 'Function Id Preferences' section with the following information:

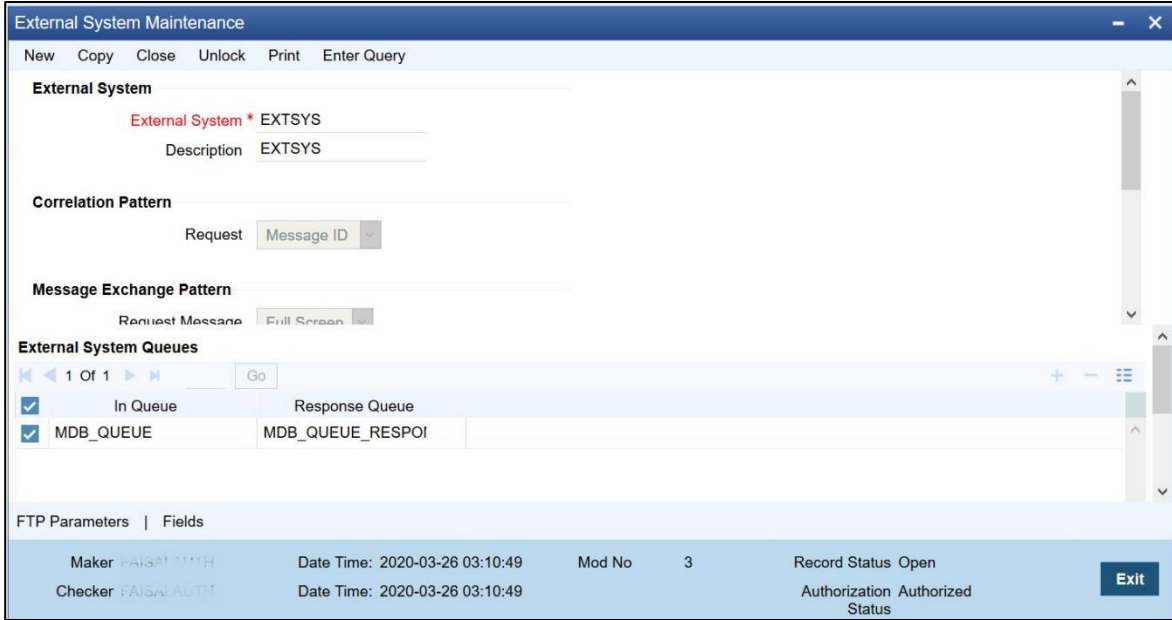
- Maker** RAJA\_MAK
- Checker** RAJA\_MAK
- Date Time:** 2020-03-26 18:21:41
- Mod No** 2
- Record Status** Closed
- Authorization** Authorized
- Status**

An **Exit** button is located in the bottom right corner.

### 3. GWDETSYS – External System Maintenance

Maintain details for external system EXTSYS in this screen.

**Figure 3: External System Maintenance**



### 4. GWDEFUN – External System Functions

Maintain the below function access rights for the external system as given below.

Function ID	Action
STGCIF	NEW
STGCIF	UNLOCK
STGCIF	AUTHORIZE
STQCIF	VIEW
STVCIF	VIEW
STGKYCMN	NEW
STGKYCMN	UNLOCK
STGKYCMN	DELETE
STGKYCMN	AUTHORIZE

**Figure 4: External System Functions**

**5. CODTYPES – Static Type Maintenance**

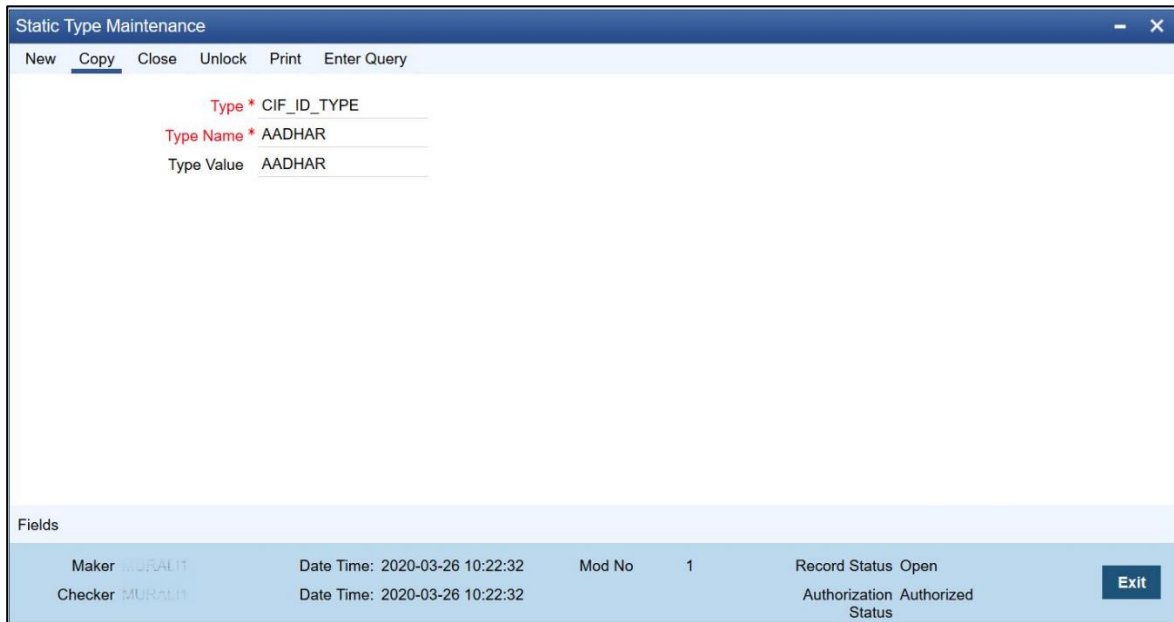
The following static maintenance are required for type CIF\_ID\_TYPE.

Type Name	Type Value
AADHAR	AADHAR
DRIVING LICENSE	DRIVING LICENSE
PASSPORT	PASSPORT
VOTERID	VOTERID

Same values to be maintained as Party maintenance services Static data for the entitycode ITY.



**Figure 5: Static Type Maintenance**



**6. STDKYCTP – KYC Type Maintenance**

Maintain KYC\_DET\_PURPOSE\_COMM with value like “Commerical “. The same value to be maintained in Party properties table (obpy\_properties) key KYC\_TYPE\_PURPOSE.

**Figure 6: KYC Type Maintenance**



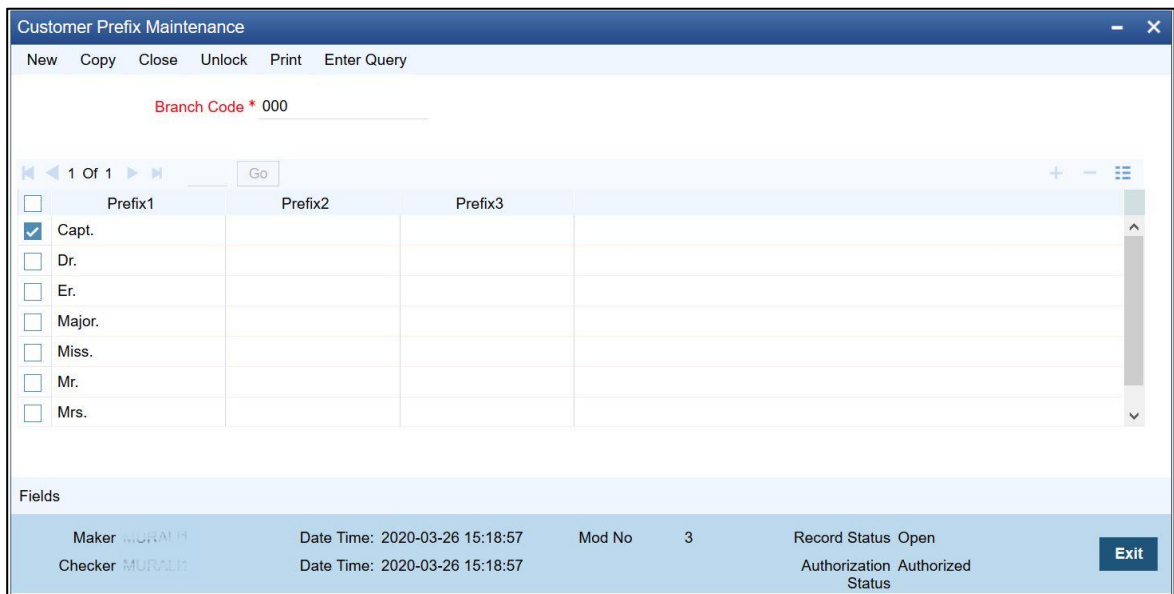
**7. STDCUPRT - Customer Title (Salutations)**

Maintain the below customer Prefix1:

- Capt.
- Dr.
- Er.
- Major.
- Miss.
- Mr.
- Mrs.

Same values to be maintained as Party maintenance services Static data for the entitycode SAL.

**Figure 7: Customer Prefix Maintenance**



**8. STDCULOE - Location Maintenance**

Maintain location with different country codes values that are similar to Country code values in Correspondence address. This will be appearing as Country in Communication address in Party Services.

**Figure 8: Location Maintenance**

Fields			
Maker	VVEK04	Date Time:	2018-11-22 02:04:56
Checker	VVER04	Date Time:	2018-11-22 02:04:56
Mod No	1	Record Status	Open
		Authorization Status	Authorized

**9. SMDEMPMT – Employer Maintenance**

Maintain employer codes here, the same code to be used while entering Party Employer name.

**Figure 9: Employer Maintenance**

Fields			
Maker		Date Time:	
Checker		Date Time:	
Mod No		Record Status	
		Authorization Status	

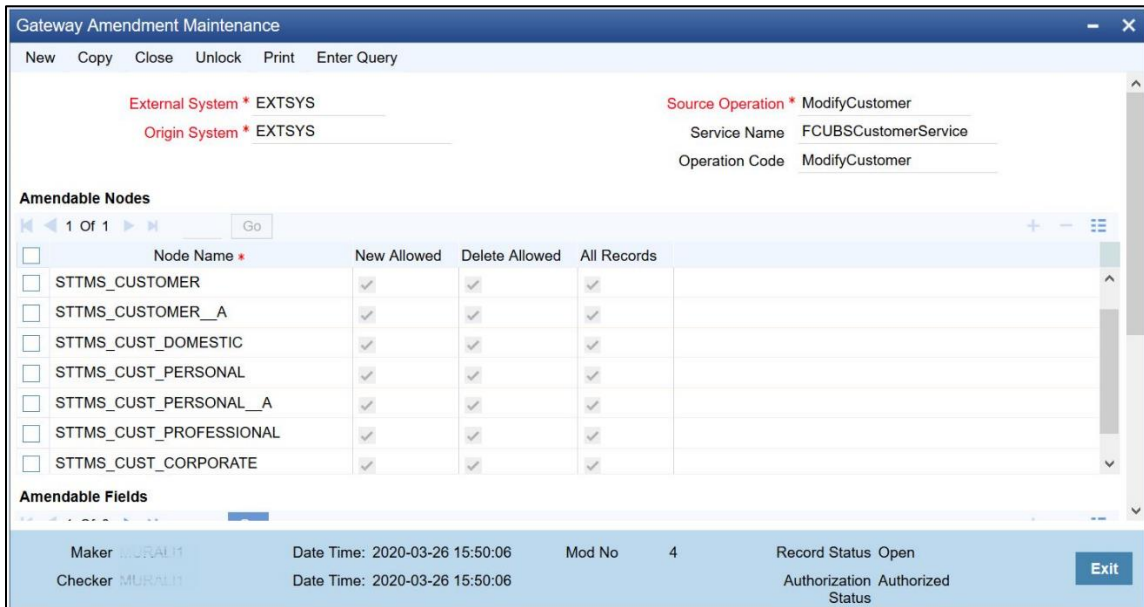
**Party Amendment**

**GWDAMDMT –Gateway Amendment Maintenance**

In FCUBS, the amendment should be allowed field wise for an operation code. Below is the list of sample required amendment fields in FCUBS:

- External System and Origin System: EXTSYS
- Source Operation: ModifyCustomer
- Service Name: FCUBSCustomerService
- Operation Code: ModifyCustomer
- For each node, set New, Delete, and All Records as Y

**Figure 10: Gateway Amendment Maintenance**



**Node: STTMS\_CUSTOMER**

- ACCESS\_GROUP
- ADDRESS\_LINE1
- ADDRESS\_LINE2
- ADDRESS\_LINE3
- ADDRESS\_LINE4
- CIF\_STATUS
- COUNTRY
- CUSTOMER\_CATEGORY
- CUSTOMER\_NAME1
- CUSTOMER\_NAME2
- CUST\_CLASSIFICATION
- CUST\_GROUP
- FULL\_NAME

- KYC\_DETAILS
- KYC\_REF\_NO
- LANGUAGE
- LOCAL\_BRANCH
- NATIONALITY
- PINCODE
- SHORT\_NAME
- SHORT\_NAME2
- UNIQUE\_ID\_NAME
- UNIQUE\_ID\_VALUE

**Node:** STTMS\_CUSTOMER\_\_A

- ADDRESS\_LINE1
- ADDRESS\_LINE2
- ADDRESS\_LINE3
- COUNTRY
- CUSTOMER\_NAME1
- JOINT\_VENTURE
- KYC\_DETAILS
- KYC\_REF\_NO
- LANGUAGE
- NATIONALITY
- PINCODE
- UNIQUE\_ID\_NAME
- UNIQUE\_ID\_VALUE

**Node:** STTMS\_CUST\_DOMESTIC

- ACCOMODATION
- DEPENDENT\_CHILDREN
- DEPENDENT\_OTHERS
- EDUCATIONAL\_STATUS
- MARITAL\_STATUS
- MOTHER\_MAIDEN\_NAME
- SPOUSE\_EMP\_STATUS
- SPOUSE\_NAME
- STTMS\_CUST\_PERSONAL
- BIRTH\_COUNTRY
- CUSTOMER\_NO
- CUSTOMER\_PREFIX
- CUSTOMER\_PREFIX1
- CUSTOMER\_PREFIX2
- CUST\_COMM\_MODE
- DATE\_OF\_BIRTH
- D\_ADDRESS1
- D\_ADDRESS2

- D\_ADDRESS3
- D\_ADDRESS4
- D\_COUNTRY
- D\_PINCODE
- E\_MAIL
- FAX
- FAX\_ISD\_NO
- FIRST\_NAME
- HOME\_TEL\_ISD
- HOME\_TEL\_NO
- LAST\_NAME
- LEGAL\_GUARDIAN
- MIDDLE\_NAME
- MINOR
- MOBILE\_NUMBER
- MOB\_ISD\_NO
- PASSPORT\_NO
- PLACE\_OF\_BIRTH
- PPT\_EXP\_DATE
- PPT\_ISS\_DATE
- P\_ADDRESS1
- P\_ADDRESS2
- P\_ADDRESS3
- P\_ADDRESS4
- P\_COUNTRY
- P\_NATIONAL\_ID
- P\_PINCODE
- RESIDENT\_STATUS
- SEX
- TELEPHONE
- TEL\_ISD\_NO
- US\_RES\_STATUS
- VST\_US\_PREV

**Node:** STTMS\_CUST\_PERSONAL\_\_A

- CUST\_COMM\_MODE
- E\_MAIL
- FAX
- FAX\_ISD\_NO
- MOBILE\_NUMBER
- MOB\_ISD\_NO
- TELEPHONE
- TEL\_ISD\_NO
- STTMS\_CUST\_PROFESSIONAL
- CCY\_PERS\_INCEXP

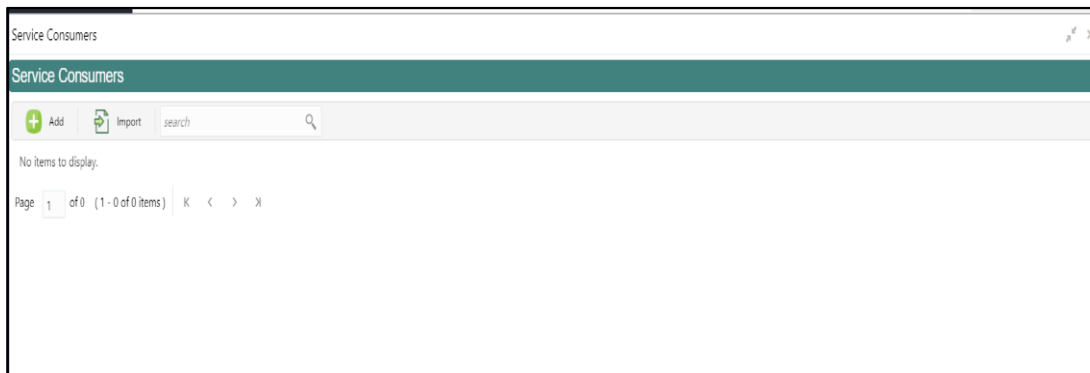
- CREDIT\_CARDS
- DESIGNATION
- EMPLOYER
- EMPLOYMENT\_STATUS
- EMPLOYMENT\_TENURE
- E\_ADDRESS1
- E\_ADDRESS2
- E\_ADDRESS3
- E\_ADDRESS4
- E\_COUNTRY
- E\_EMAIL
- E\_TELEPHONE
- HOUSE\_VALUE
- INSURANCE
- LOAN\_PAYMENT
- OTHER\_EXPENSES
- OTHER\_INCOME
- PINCODE
- PREV\_DESIGNATION
- PREV\_EMPLOYER
- RENT
- RETIREMENT\_AGE
- SALARY
- SALARY\_FREQ

**NOTE:** Additional fields may be present keeping future scope/assumptions.

## 2.4 Maintenance for Party Services

1. Maintain OBRH routing configuration in common core for FCUBS.
2. From **Home screen**, click **Core Maintenance**.
3. Under **Core Maintenance**, click **Routing Hub**.
4. Under **Routing Hub**, click **Service Consumers**.

→ The **Service Consumers** screen is displayed.



5. Click **Import** and upload the OBPY\_Consumer.json file provided in the release and click **Extract**.
6. Select FCUBS and click **Import**.
7. Click **OBPY**.
8. Under **OBPY**, click **FCUBS**.
9. Click **Edit**.
10. Change the host and port as per the FCUBS installation and save it.
11. Consumer services in the JSON will be imported.