

Development Workbench Rest-Services Development
Oracle Banking Treasury Management

Release 14.4.0.3.0
[February] [2021]



Table of Contents

- 1. INTRODUCTION.....3
- 2. ENABLING OF REST IN RADXML4
- 3. GENERATION OF REST ARTIFACTS USING SILENT ODT.....5
 - COMPONENTS OF REST SERVICE.....5
- 4. ODT SILENT UTILITY.....5
 - PREREQUISITES5
 - HOW TO RUN UTILITY ON WINDOWS/UNIX6
 - CONFIGURATION OF SILENTODTUTILITY6
 - 4.3.1 *SilentOdt.properties*.....6
 - 4.3.2 *OdtOperations.properties*8
 - GENERATION OF REST SERVICE ARTIFACTS THROUGH SILENTODTUTILITY 11

1. Introduction

Purpose of this user manual is to guide user on end to end setup of Rest Services.

Steps involved in Rest Services setup:

- a. Enabling REST in RADXML using ODT.
- b. Generation of Rest Artifacts using Silent ODT.
- c. Building of Rest Property files using Installer.
- d. Generation of EXEC sources using Installer.
- e. EAR building using Installer.

2. Enabling of Rest in RADXML

Please find below the screenshot of the RAD Tool after loading RADXML.

The screenshot shows the Oracle Flexcube Development Workbench for Universal Banking. The main window displays the 'Form Actions' configuration for a function. The 'Rest Enabled' checkbox is checked, and the 'Rest Service Name' is set to 'TermDepositsTopUp'. The 'Service Name' is 'FCUBSAccService'. The 'XSD Type Identifier' is 'TDTopUp' and the 'Operation Id' is 'TDTopUp'. The 'Fine Grained Service Required' checkbox is unchecked.

| Web Service | Action Code | Operation Code | Action Stage Type | Rest Enabled | Amendables | Comment Code |
|-------------------------------------|--------------|------------------|-------------------------------------|-------------------------------------|------------|--------------|
| <input checked="" type="checkbox"/> | QUERY | QueryTDTopUp | <input checked="" type="checkbox"/> | <input checked="" type="checkbox"/> | Amendables | Comments |
| <input checked="" type="checkbox"/> | NEW | CreateTDTopUp | <input checked="" type="checkbox"/> | <input checked="" type="checkbox"/> | Amendables | Comments |
| <input checked="" type="checkbox"/> | MODIFY | ModifyTDTopUp | <input checked="" type="checkbox"/> | <input checked="" type="checkbox"/> | Amendables | Comments |
| <input checked="" type="checkbox"/> | AUTHORIZE | AuthorizeTDTopUp | <input type="checkbox"/> | <input checked="" type="checkbox"/> | Amendables | Comments |
| <input checked="" type="checkbox"/> | DELETE | DeleteTDTopUp | <input type="checkbox"/> | <input checked="" type="checkbox"/> | Amendables | Comments |
| <input type="checkbox"/> | CLOSE | | <input type="checkbox"/> | <input type="checkbox"/> | Amendables | Comments |
| <input type="checkbox"/> | REOPEN | | <input type="checkbox"/> | <input type="checkbox"/> | Amendables | Comments |
| <input type="checkbox"/> | REVERSE | | <input type="checkbox"/> | <input type="checkbox"/> | Amendables | Comments |
| <input type="checkbox"/> | ROLLOVER | | <input type="checkbox"/> | <input type="checkbox"/> | Amendables | Comments |
| <input type="checkbox"/> | CONFIRM | | <input type="checkbox"/> | <input type="checkbox"/> | Amendables | Comments |
| <input type="checkbox"/> | LIQUIDATE | | <input type="checkbox"/> | <input type="checkbox"/> | Amendables | Comments |
| <input type="checkbox"/> | SUMMARYQUERY | | <input checked="" type="checkbox"/> | <input type="checkbox"/> | | Comments |

Steps to enable Rest Services for a Function Id-

In the Actions Section of Rad

- 1) Select Rest Enabled Flag
- 2) Provide the Rest Service Name
- 3) Select the Action Code which needs to be enabled as part of Rest Services
- 4) Compile all the INC's generated as part of Rad Artifacts

3. Generation of Rest Artifacts using Silent ODT.

Components of Rest service

Following are the components of FLEXCUBE UBS Rest service:

- dto files
REST Messages And Data Transfer Objects. In Patterns of Enterprise Application Architecture, Martin Fowler defines a Data Transfer Object (**DTO**) as: An object that carries data between processes in order to reduce the number of method calls.
- Service File
File used to perform the actual actions of the Rest Service.
- Util File
- Web.xml

4. ODT Silent Utility

Prerequisites

- JDK

License Information:

JDK is distributed by Sun Microsystems, Inc under Java Development Kit Binary Code License agreement.

Instructions:

Installer requires JDK 1.8.0 version to be downloaded in the system and the same should be set as environmental variable

- Apache Ant 1.7.1

Instructions:

Installer requires ANT 1.7.1 version to be downloaded in the system and the same should be set as environmental variable

How to run utility on Windows/Unix

After copying the installer sources and library folder to your local system, make sure you uncheck the read only check box in source properties and apply the same to all the sub folders.

The screen shot below shows how the source folder in your local system should look like.

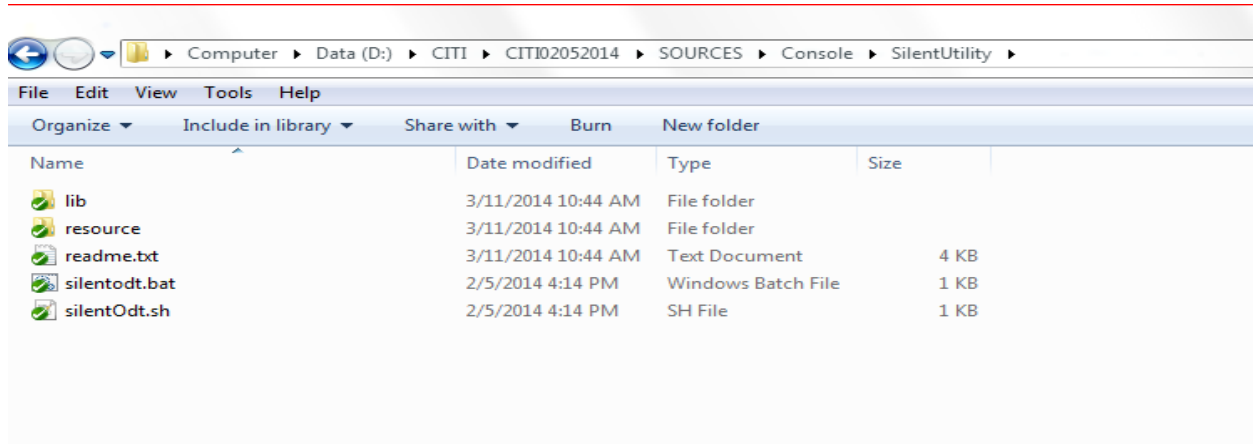


Fig 4.2.1: Source of SilentODTUtility.

Configuration of SilentODTUtility

All Configuration files can be found inside /resource folder of the utility.

4.3.1 SilentOdt.properties

Fig 4.3.1: SilentODT Properties.

| ODT Data Source Detail Credentials | |
|---|--|
| OdtJdbcUrl | Jdbc jdbc:oracle:thin:@10.184.xx.xx:1521:FCDEMO (should be encrypted using utility) |
| OdtDbUser | DB User name (should be encrypted using utility) |
| OdtDbPassword | DP Password (should be encrypted using utility) |
| Logger Properties | |
| Logreqd | Y/N. Default set to N, |
| Logpath | Provide the path where the Logger files will be generated. |
| Level | Provide the Logger Level. This can be either DEBUG/INFO/WARNING/SEVERE. Provide as DEBUG for writing detailed log. |

| | |
|---------------------------|---|
| | Default value would be set to INFO |
| System Properties: | |
| JAVA_HOME | Maintain the Java installed location |
| WEBLOGIC_HOME | Maintain the oracle weblogic installed location |
| WAS_HOME | Maintain the IBM websphere installed location |

ODT Data Source Detail Credentials

Maintain ODT Database schema details as demonstrated in the figure above.

Maintain values for ***OdjJdbcUrl, OdtDbUser, and OdtDbPassword.***

Logger Properties:

Logreqd: Y/N. Default set to N,

If value set to 'Y' logger will be enabled for generation of log

If value set to 'N' logger will be disabled

Logpath: Provide the path where the Logger files will be generated.

Level: Provide the Logger Level.

This can be either DEBUG/INFO/WARNING/SEVERE.

Provide as DEBUG for writing detailed log.

Default value would be set to INFO

System Properties:

JAVA_HOME: Maintain the Java installed location.

WEBLOGIC_HOME: *Maintain the oracle weblogic installed location*

WAS_HOME: *Maintain the IBM websphere installed location*

(JAVA_HOME, WEBLOGIC_HOME, WAS_HOME) These are optional and would be used for generating template Ant scripts

4.3.2 OdtOperations.properties

Configure the Operations files as per Requirement.

The Following operations are supported in silent utility of ODT

1. LOGIN
2. SETRELEASE: Setting Release and Environment Details
3. BULKGENERATION: Bulk Generation of Radxml units
4. REFRESH: Bulk refresh of radxml
5. SXML_REFRESH: Bulk refresh of Service Xmls
6. SXML_UPDATER: Bulk Updater of service Xmls based on the changes in radxml's
7. SXML_BULKGENERATION: Bulk Generation of web service artifacts.
8. REST_GENERATION: Bulk Generation of Rest Service Artifacts

Execution of Operation will be as per the sequence maintained in OdtOperations.properties.

Example:

1. Operation = LOGIN

--

2. Operation= SETRELEASE

--

3. Operation= REST_GENERATION

If sequence of operations is as above, then Login Operation , Set Release and REST_GENERATION Operations would be processed in respective sequence

Note: login and setrelease are mandatory operations to be performed.

4.3.3.1 Login

Userid: Provide the ODT Userid which is created in the ODT Application

Password: Provide the ODT Password which is created in the ODT Application

```
1  ###Login to Tool
2  ## 1.operation = LOGIN
3  ## 1.userId=RADTOOL
4  ## 1.password=PASSWORD
5
```

Fig 4.3.3.1: SilentODT Login Properties

Login should always be the first operation which to be configured as part of any execution

| Login to Tool | |
|---------------|--|
| operation | Login |
| Userid | ODT Userid which is created in the ODT Application |
| password | ODT Password which is created in the ODT Application (should be encrypted using Utility) |

4.3.3.2 Set Release

This operation can be used for setting Release and Environment Preferences for SilentODTUtility

relcode: Provide the ODT Release Code which is created in the ODT Application

envCode: Provide the ODT Environment Code which is created in the ODT Application

langcode: Provide the Lang code for above mentioned release code

Connection to the FLEXCUBE schema would be established based on data maintained in ODT or through the data in env_config.xml as explained in earlier section

```

6  ##Set Release and Environment for the User
7  ## 2.operation= SETRELEASE
8  ## 2.relCode=MODEL_BANK
9  ## 2.envCode=MODEL_BANK_DEV_ENV
10 ## 2.langCode=ENG
11
12

```

Fig 4.3.3.2: SilentODT Set Release Properties

| Set Release and Environment for User | |
|--------------------------------------|--|
| operation | SETRELEASE |
| relCode | ODT Release Code which is created in the ODT Application |
| envCode | ODT Environment Code which is created in the ODT Application |
| langCode | Lang code for above mentioned release code |

4.3.3.3 Rest Generation

Web service artifacts can be generated through this operation

radxmlListFile: Prepare text file which contains absolute path of all radxmls which are used for those services .

srcPath : provide source folder path which is option (Tool will create radxmlListFile by itself from the srcPath

Note that if srcPath is provided, radxmlListFile need not be provided

gen: Provide type of Files to be Generated (separated by coma) . Options are REST

destpath: Provide the path where the files will be generated.

| Service XML Component Generator | |
|---------------------------------|--------------------------|
| Input | output |
| operation | REST in destination path |
| radxmlListFile | |
| srcPath | |
| fileType | |
| destpath | |
| gen | |

Generation of Rest service Artifacts through SilentOdtUtility

To generate Rest service artifacts for a service, configure the property files of the utility as explained in the previous section.

Following operations needs to be configured in OdtOperations.properties in respective sequence

- 1) LOGIN
- 2) SETRELEASE
- 3) REST_GENERATION

Provide following values for gen parameter of REST_GENERATION

REST

Double click the batch file silentOdt.bat/sh present in the ODT source.

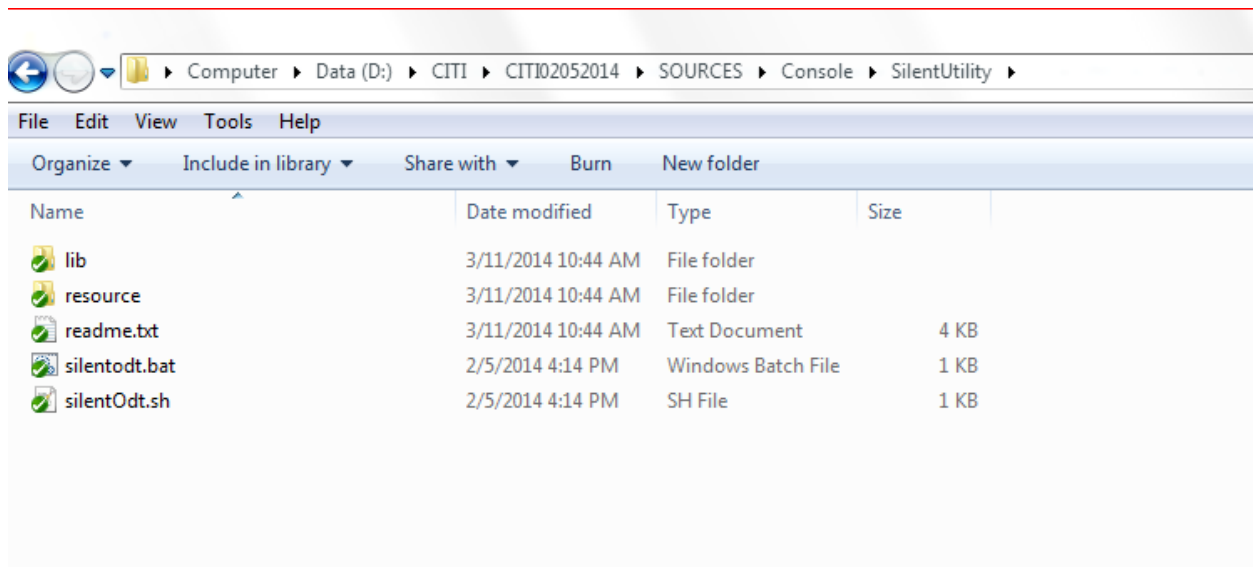
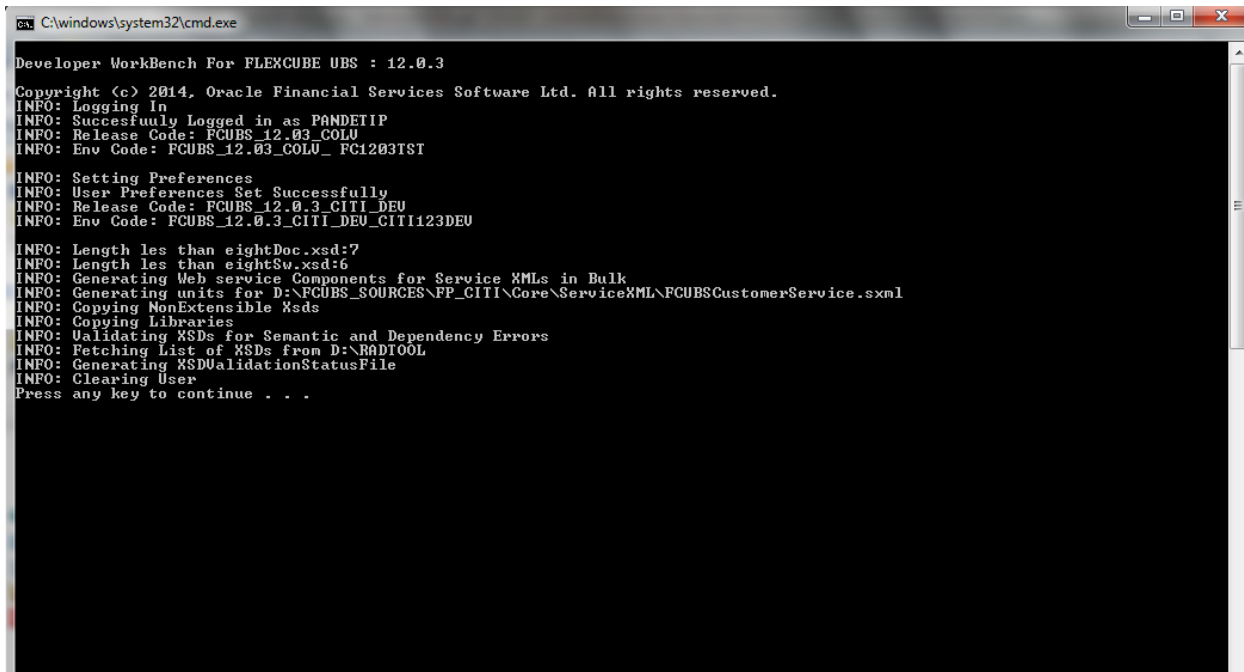


Fig 4.4.1: SilentODT Sources

This displays the screen as follows.



```
C:\windows\system32\cmd.exe

Developer WorkBench For FLEXCUBE UBS : 12.0.3
Copyright (c) 2014, Oracle Financial Services Software Ltd. All rights reserved.
INFO: Logging In
INFO: Successfully Logged in as PANDETIP
INFO: Release Code: FCUBS_12.03_COLU
INFO: Env Code: FCUBS_12.03_COLU_FC1203TST

INFO: Setting Preferences
INFO: User Preferences Set Successfully
INFO: Release Code: FCUBS_12.0.3_CITI_DEU
INFO: Env Code: FCUBS_12.0.3_CITI_DEU_CITI123DEU

INFO: Length les than eightDoc.xsd:7
INFO: Length les than eightSw.xsd:6
INFO: Generating Web service Components for Service XMLs in Bulk
INFO: Generating units for D:\FCUBS_SOURCES\FP_CITI\Core\ServiceXML\FCUBSCustomerService.xml
INFO: Copying NonExtensible Xsds
INFO: Copying Libraries
INFO: Validating XSDs for Semantic and Dependency Errors
INFO: Fetching List of XSDs from D:\RADTOOL
INFO: Generating XSDValidationStatusFile
INFO: Clearing User
Press any key to continue . . .
```

Fig 4.4.2: SilentODT Running in Command Prompt

After successful built operation, The Following Rest artifacts files will be generated in the destination directory specified



Open Development Tool Installation
[February] [2021]
Version 14.4.0.3.0

Oracle Financial Services Software Limited
Oracle Park
Off Western Express Highway
Goregaon (East)
Mumbai, Maharashtra 400 063
India

Worldwide Inquiries:
Phone: +91 22 6718 3000
Fax: +91 22 6718 3001
www.oracle.com/financialservices/

Copyright © 2020, 2021 Oracle and/or its affiliates. All rights reserved.

Oracle and Java are registered trademarks of Oracle and/or its affiliates. Other names may be trademarks of their respective owners.

U.S. GOVERNMENT END USERS: Oracle programs, including any operating system, integrated software, any programs installed on the hardware, and/or documentation, delivered to U.S. Government end users are "commercial computer software" pursuant to the applicable Federal Acquisition Regulation and agency-specific supplemental regulations. As such, use, duplication, disclosure, modification, and adaptation of the programs, including any operating system, integrated software, any programs installed on the hardware, and/or documentation, shall be subject to license terms and license restrictions applicable to the programs. No other rights are granted to the U.S. Government.

This software or hardware is developed for general use in a variety of information management applications. It is not developed or intended for use in any inherently dangerous applications, including applications that may create a risk of personal injury. If you use this software or hardware in dangerous applications, then you shall be responsible to take all appropriate failsafe, backup, redundancy, and other measures to ensure its safe use. Oracle Corporation and its affiliates disclaim any liability for any damages caused by use of this software or hardware in dangerous applications.

This software and related documentation are provided under a license agreement containing restrictions on use and disclosure and are protected by intellectual property laws. Except as expressly permitted in your license agreement or allowed by law, you may not use, copy, reproduce, translate, broadcast, modify, license, transmit, distribute, exhibit, perform, publish or display any part, in any form, or by any means. Reverse engineering, disassembly, or decompilation of this software, unless required by law for interoperability, is prohibited.

The information contained herein is subject to change without notice and is not warranted to be error-free. If you find any errors, please report them to us in writing.

This software or hardware and documentation may provide access to or information on content, products and services from third parties. Oracle Corporation and its affiliates are not responsible for and expressly disclaim all warranties of any kind with respect to third-party content, products, and services. Oracle Corporation and its affiliates will not be responsible for any loss, costs, or damages incurred due to your access to or use of third-party content, products, or services.

