

Oracle Banking Trade Finance – Oracle FLEXCUBE Universal
Banking Integration User Guide - Corporate Deposit & CASA

Oracle Banking Trade Finance

Release 14.5.0.0.0

Part No. F43284-01

May 2021

Oracle Banking Trade Finance – Oracle FLEXCUBE
Universal Banking Integration User Guide -
Corporate Deposit & CASA
Oracle Financial Services Software Limited
Oracle Park

Off Western Express
Highway Goregaon
(East)

Mumbai, Maharashtra
400 063 India

Worldwide Inquiries:

Phone: +91 22 6718 3000

Fax: +91 22 6718 3001

<https://www.oracle.com/industries/financial->

[services/index.html](https://www.oracle.com/industries/financial-services/index.html) Copyright © 2020, 2021, Oracle

and/or its affiliates. All rights reserved.

Oracle and Java are registered trademarks of Oracle and/or its affiliates. Other names may be trademarks of their respective owners.

U.S. GOVERNMENT END USERS: Oracle programs, including any operating system, integrated software, any programs installed on the hardware, and/or documentation, delivered to U.S. Government end users are “commercial computer software” pursuant to the applicable Federal Acquisition Regulation and agency-specific supplemental regulations. As such, use, duplication, disclosure, modification, and adaptation of the programs, including any operating system, integrated software, any programs installed on the hardware, and/or documentation, shall be subject to license terms and license restrictions applicable to the programs. No other rights are granted to the U.S. Government.

This software or hardware is developed for general use in a variety of information management applications. It is not developed or intended for use in any inherently dangerous applications, including applications that may create a risk of personal injury. If you use this software or hardware in dangerous applications, then you shall be responsible to take all appropriate failsafe, backup, redundancy, and other measures to ensure its safe use. Oracle Corporation and its affiliates disclaim any liability for any damages caused by use of this software or hardware in dangerous applications.

This software and related documentation are provided under a license agreement containing restrictions on use and disclosure and are protected by intellectual property laws. Except as expressly permitted in your license agreement or allowed by law, you may not use, copy, reproduce, translate, broadcast, modify, license, transmit, distribute, exhibit, perform, publish or display any part, in any form, or by any means. Reverse engineering, disassembly, or decompilation of this software, unless required by law for interoperability, is prohibited.

The information contained herein is subject to change without notice and is not warranted to be error-free. If you find any errors, please report them to us in writing.

This software or hardware and documentation may provide access to or information on content, products and services from third parties. Oracle Corporation and its affiliates are not responsible for and expressly disclaim all warranties of any kind with respect to third-party content, products, and services. Oracle Corporation and its affiliates will not be responsible for any loss, costs, or damages incurred due to your access to or use of third-party content, products, or services.

Contents

1. Preface	1
1.1 Audience	1
1.2 Documentation Accessibility	1
1.3 Organization	1
1.4 Acronyms and Abbreviations	2
1.5 Glossary of Icons	2
1.6 Related Information Sources	2
2. OBTF – FCUBS Integration – Corporate Deposit & CASA	3
2.1 Scope	3
2.1.1 <i>Integration Scope</i>	3
2.2 Prerequisites	3
2.2.1 <i>Prerequisites in Oracle Banking Trade Finance</i>	4
2.2.2 <i>Prerequisites in Oracle FLEXCUBE Universal Banking</i>	4
2.3 Integration Processing	5
2.3.1 <i>Installation Modes</i>	5
2.3.2 <i>Integration Processing</i>	6
3. Function ID Glossary	7

1. Preface

This document helps you acquaint with the information on inter-connecting Oracle Banking Trade Finance (OBTF) with Oracle FLEXCUBE Universal Banking System (FCUBS).

Besides this user manual, while maintaining the interface related details, you can invoke the context sensitive help available for each field in OBTF. This help describes the purpose of each field within a screen. You can obtain this information by placing the cursor on the relevant field and striking the <F1> key on the keyboard.

1.1 Audience

This manual is intended for the following User/User Roles:

Role	Function
Back office data entry Clerks	Input functions for maintenance related to the interface
End of day operators	Processing during end of day
Implementation Teams	For setting up integration

1.2 Documentation Accessibility

For information about Oracle's commitment to accessibility, visit the Oracle Accessibility Program website at <http://www.oracle.com/pls/topic/lookup?ctx=acc&id=docacc>.

1.3 Organization

This chapter is organized into following chapters:





Chapter	Description
Chapter 1	<i>Preface</i> gives information on the intended audience. It also lists the various chapters covered in this User Manual.
Chapter 2	<i>OBTF – FCUBS Integration - Corporate Deposit & CASA</i> explains the integration between Oracle Banking Trade Finance and Oracle FLEXCUBE Universal Banking System.
Chapter 3	<i>Function ID Glossary</i> provides has alphabetical listing of Function/Screen ID's used in the module with page references for quick navigation.

1.4 Acronyms and Abbreviations

Abbreviation	Description
ASYNC	Asynchronous
CASA	Current Account and Savings Account
CD	Corporate Deposits
EOD	End Of Day
FCUBS	Oracle FLEXCUBE Universal Banking
LOV	List Of Values
OBTF	Oracle Banking Trade Finance
SOAP	Simple Object Access Protocol
SYNC	Synchronous
URL	Uniform Resource Locator
WS	Web Service
WSDL	Web Service Description Language
XML	Extensible Markup Language

1.5 Glossary of Icons

This user manual may refer to all or some of the following icons.

Icons	Function
	Exit
	Add row
	Delete row
	Option List

1.6 Related Information Sources

Along with this user manual you may also refer the following related resource:

- Oracle Banking Trade Finance Installation Manual
- Common Core - Core Entities and Services User Guide
- Core Services User Guide
- Bills and Collections User Manual
- Islamic Bills and Collections User Manual
- Letters of Credit User Manual
- Islamic Letter of Credit User Manual

2. OBTF – FCUBS Integration – Corporate Deposit & CASA

The integration between OBTF and FCUBS enables banks to do the following:

- Linking a CASA accounts/CD contracts in Bills and Collections/Islamic Bills and Collection/Letters of Credit/ Islamic Letters of Credit/Guarantee/Islamic Guarantee during initiation and amendment of import or export contract.
- Delinking a CASA accounts/CD contracts in Bills and Collections/Islamic Bills and Collection/Letters of Credit/ Islamic Letters of Credit/Guarantee/Islamic Guarantee during amendment or during any of these events bills liquidation, availment, contract closure, rollover, claim lodgment of LC/Guarantee.

This chapter contains following sections,

- [Section 2.1 "Scope"](#)
- [Section 2.2, "Prerequisites"](#)
- [Section 2.3, "Integration Process"](#)

2.1 **Scope**

This section contains the following topic:

- [Section 2.1.1, "Integration Scope"](#)

2.1.1 **Integration Scope**

The following are the integration scope of OBTF with FCUBS for CASA/CD Linkage.

OBTF System initiates,

- Create Deposit/Create amount block request on linking the Deposit contract or CASA accounts
- Close Deposit/Close amount block request on delinking the deposit contracts or CASA accounts.
 - Linkages will be delinked automatically during Closure/Cancel/Rollover/Contract reversal.
- Close Deposit /Close amount block followed by Create Deposit/Create amount block when either there is change in linked amount manually or proportionate change based on events.
 - Few events are Liquidation of bills, availment/amendment/claim lodgment of LC/Guarantee.
 - For example: Partial liquidation of bill initiates close deposit/close amount block for linked amount and initiates create deposit/create amount block for new linked amount proportionate with the contract outstanding amount after liquidation

2.2 **Prerequisites**

This section contains the following topics:

- [Section 2.2.1, "Prerequisites in Oracle Banking Trade Finance"](#)
- [Section 2.2.2, "Prerequisites in Oracle FLEXCUBE Universal Banking"](#)

2.2.1 Prerequisites in Oracle Banking Trade Finance

The prerequisites in OBTF for this integration are as follows:

- You have to maintain the following details in 'Trade Finance External Service Maintenance' (IFDTFXSE) screen:

Field	Description
External System	Source code of external system e.g.: 'FCUBS'
External User	User to be provided, this user should be present in OBTF and FCUBS
Type	SOAP Request
Service Name	<i>CASA linkage</i> - FCUBSCustomerService <i>CD linkage</i> - FCUBSLDService
WS Endpoint URL	FCUBS WSDL URL to be provided

- CASA accounts and CD contracts are fetched from FCUBS and displayed in OBTF through External LOV and the External LOV is applicable to Web-logic application. In order to fetch the details from FCUBS, user has to maintain an active record in Integration Parameter Maintenance screen (IFDINPRM) with following details,

Field	Description
Branch Code	Branch Code to be provided, branch should be present in OBTF and FCUBS.
External System	Source code of external system e.g.: 'FCUBS'
External User	User to be provided, this user should be present in OBTF and FCUBS.
Service Name	ExtLovService
Communication Channel	REST
Communication Mode	SYNCHRONOUS
Communication Layer	Application
Rest Service IP and Port	Should be 'FCUBS' Application IP and Port.
Rest Service Pattern	LovService
Rest Service Context	FCJNeoWeb

2.2.2 Prerequisites in Oracle FLEXCUBE Universal Banking

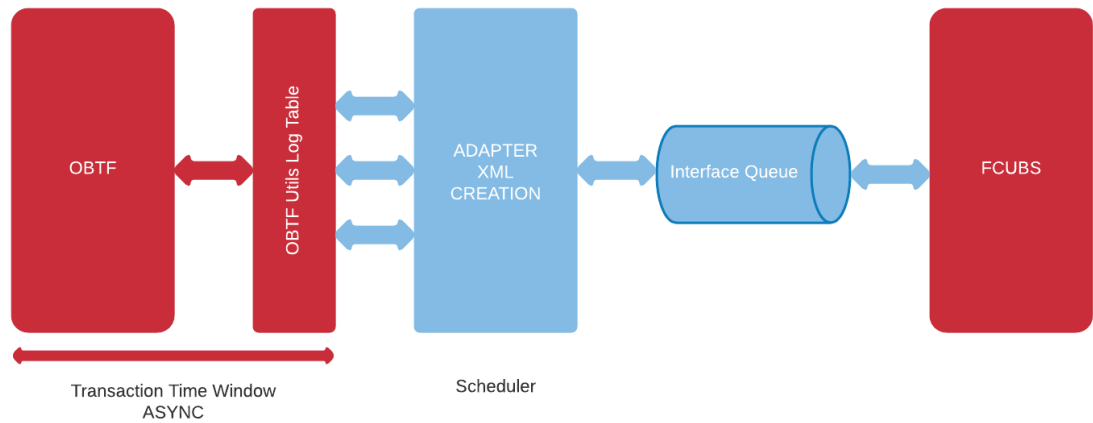
The prerequisites in Oracle FLEXCUBE Universal Banking for this integration are as follows

- You have to maintain the following details in 'Upload Source maintenance' (CODSORCE) screen:

Field	Description
Source Code	Source code of external system e.g.: 'OBTF'

- You have to maintain the following details in 'Upload Source Preference maintenance' (CODUPLDM) screen:

Field	Description
Source Code	Source code of external system e.g.: 'OBTF'
Module Code	<i>CASA linkage</i> – CO <i>CD linkage</i> – LD
On Error	Reject
On Override	Ignore
Status	Authorized



2.3.2 Integration Processing

Linked Reference number or account number will fetch the active, authorized deposit or CASA account.

- Counterparty of the deposit or CASA account should be same as trade contract.
- Maturity/Expiry date of trade contract should be within the maturity date of deposit contract.
- Available balance of deposit/CASA account should be greater than Zero.

Along with this user manual, you may also refer the following related resource for detailed CASA/CD linkage flow

- [Bills and Collections User Guide](#) – Section '**Linkage Details**'.
- [Islamic Bills and Collections User Guide](#) – Section '**Linkage Details**'.
- [Letters of Credit User Guide](#) – Section '**Linkage Details**'.
- [Islamic Letters of Credit User Guide](#) – Section '**Linkage Details**'.

3. Function ID Glossary

C

CODSORCE 4
CODUPLDM 4

G

GWDEFUN 5

I

IFDINPRM 4
IFDTFXSE 4