

Oracle Banking Trade Finance – Oracle Banking Treasury  
Integration User Guide

## **Oracle Banking Trade Finance**

Release 14.5.0.0.0

**Part No. F43284-01**

May 2021

Oracle Banking Trade Finance – Oracle  
Banking Treasury Integration User Guide

Oracle Financial Services Software Limited  
Oracle Park

Off Western Express  
Highway Goregaon (East)  
Mumbai, Maharashtra 400  
063 India

Worldwide Inquiries:

Phone: +91 22 6718 3000

Fax: +91 22 6718 3001

<https://www.oracle.com/industries/financial->

[services/index.html](#) Copyright © 2020, 2021, Oracle

and/or its affiliates. All rights reserved.

Oracle and Java are registered trademarks of Oracle and/or its affiliates. Other names may be trademarks of their respective owners.

U.S. GOVERNMENT END USERS: Oracle programs, including any operating system, integrated software, any programs installed on the hardware, and/or documentation, delivered to U.S. Government end users are “commercial computer software” pursuant to the applicable Federal Acquisition Regulation and agency-specific supplemental regulations. As such, use, duplication, disclosure, modification, and adaptation of the programs, including any operating system, integrated software, any programs installed on the hardware, and/or documentation, shall be subject to license terms and license restrictions applicable to the programs. No other rights are granted to the U.S. Government.

This software or hardware is developed for general use in a variety of information management applications. It is not developed or intended for use in any inherently dangerous applications, including applications that may create a risk of personal injury. If you use this software or hardware in dangerous applications, then you shall be responsible to take all appropriate failsafe, backup, redundancy, and other measures to ensure its safe use. Oracle Corporation and its affiliates disclaim any liability for any damages caused by use of this software or hardware in dangerous applications.

This software and related documentation are provided under a license agreement containing restrictions on use and disclosure and are protected by intellectual property laws. Except as expressly permitted in your license agreement or allowed by law, you may not use, copy, reproduce, translate, broadcast, modify, license, transmit, distribute, exhibit, perform, publish or display any part, in any form, or by any means. Reverse engineering, disassembly, or decompilation of this software, unless required by law for interoperability, is prohibited.

The information contained herein is subject to change without notice and is not warranted to be error-free. If you find any errors, please report them to us in writing.

This software or hardware and documentation may provide access to or information on content, products and services from third parties. Oracle Corporation and its affiliates are not responsible for and expressly disclaim all warranties of any kind with respect to third-party content, products, and services. Oracle Corporation and its affiliates will not be responsible for any loss, costs, or damages incurred due to your access to or use of third-party content, products, or services.

---

# Contents

- 1. Preface ..... 1**
  - 1.1. Audience ..... 1
  - 1.2. Documentation Accessibility ..... 1
  - 1.3. Organization ..... 1
  - 1.4. Acronyms and Abbreviations ..... 1
  - 1.5. Glossary of Icons ..... 2
  - 1.6. Related Information Sources ..... 2
  
- 2. OBTF - OBTR Integration..... 3**
  - 2.1 Scope ..... 3
    - 2.1.1 *Integration Scope* ..... 3
  - 2.2 Prerequisites ..... 3
    - 2.2.1 *Prerequisites in Oracle Banking Trade Finance* ..... 3
    - 2.2.2 *Prerequisites in Oracle Banking Treasury* ..... 4
  - 2.3 Integration Process ..... 5
    - 2.3.1 *Installation Modes* ..... 5
    - 2.3.2 *Integration Processing* ..... 6
  
- 3. Function ID Glossary..... 7**

---

# 1. Preface

This document helps you acquaint with the information on inter-connecting Oracle Banking Trade Finance (OBTF) with Oracle Banking Treasury (OBTR).

Besides this user manual, while maintaining the interface related details, you can invoke the context sensitive help available for each field in OBTF. This help describes the purpose of each field within a screen. You can obtain this information by placing the cursor on the relevant field and striking the <F1> key on the keyboard.

## 1.1. Audience

This manual is intended for the following User/User Roles:

Role	Function
Back office data entry Clerks	Input functions for maintenance related to the interface
End of day operators	Processing during end of day
Implementation Teams	For setting up integration

## 1.2. Documentation Accessibility

For information about Oracle's commitment to accessibility, visit the Oracle Accessibility Program website at <http://www.oracle.com/pls/topic/lookup?ctx=acc&id=docacc>.

## 1.3. Organization

This chapter is organized into following chapters:

Chapter	Description
Chapter 1	<i>Preface</i> gives information on the intended audience. It also lists the various chapters covered in this User Manual.
Chapter 2	<i>Trade - OBTR Integration</i> explains the integration between Oracle Banking Trade Finance and Oracle Banking Treasury.
Chapter 3	<i>Function ID Glossary</i> provides has alphabetical listing of Function/Screen ID's used in the module with page references for quick navigation.





## 1.4. Acronyms and Abbreviations

Abbreviation	Description
ASYNC	Asynchronous
BC	Bills and Collections
EOD	End Of Day
FX	Foreign Exchange

IB	Islamic Bills and Collections
LC	Letters Of Credit
LI	Islamic Letters Of Credit
OBTF	Oracle Banking Trade Finance
OBTR	Oracle Banking Treasury
SOAP	Simple Object Access Protocol
SYNC	Synchronous
URL	Uniform Resource Locator
WS	Web Service
WSDL	Web Service Description Language
XML	Extensible Markup Language

## 1.5. **Glossary of Icons**

This user manual may refer to all or some of the following icons.

Icons	Function
	Exit
	Add row
	Delete row
	Option List

## 1.6. **Related Information Sources**

Along with this user manual you may also refer the following related resource:

- Oracle Banking Trade Finance Installation Manual
- Common Core - Core Entities and Services User Guide
- Core Services User Guide
- Bills and Collections User Manual
- Islamic Bills and Collections User Manual
- Letters of Credit User Manual
- Islamic Letter of Credit User Manual

---

## 2. OBTF - OBTR Integration

The integration between OBTF and OBTR enables banks to do the following:

- FX interface has been provided to utilize FX rates from Treasury system (OBTR).
- Linkage of forward FX contracts for Bills and collection/Islamic Bills and collection during Collection, Purchase/Discount/Negotiation or Liquidation of export bill.
- Linkage of forward FX contracts for Letters of credit/ Islamic Letters of credit during initiation and amendment of import or export contract.

This chapter contains the following sections:

- [Section 2.1, "Scope"](#)
- [Section 2.2, "Prerequisites"](#)
- [Section 2.3, "Integration Process"](#)

### 2.1 Scope

This section contains the following topic:

- [Section 2.1.1, "Integration Scope"](#)

#### 2.1.1 Integration Scope

The following are the integration scope of OBTF with OBTR:

- OBTF system initiates
  - Link/Utilization request to treasury system,
    - During linkage or utilization of FX contract at bills during purchase/negotiation/discount or liquidation of bills.
  - Link request to treasury system,
    - During linkage of FX, at bills contract initiation with operations other than purchase/negotiation/discount, whereas utilization of linked FX is applicable on liquidation of bill.
    - Creation or amendment of LC/LI contract for linked amount or difference in linked amount during amendment.
  - Delink request to treasury system,
    - Manual delink of FX at LC/LI/BC/IB
    - Reduction of LC contract amount on LC amendment or LC availment
    - During liquidation of bills, for unutilized linked FX.

### 2.2 Prerequisites

This section contains the following topics:

- [Section 2.2.1, "Prerequisites in Oracle Banking Trade Finance"](#)
- [Section 2.2.2, "Prerequisites in Oracle Banking Treasury"](#)

#### 2.2.1 Prerequisites in Oracle Banking Trade Finance

The prerequisites in OBTF for this integration are as follows:

- You have to maintain the following details in 'Trade finance external service maintenance (IFDTFXSE) screen:

Field	Description
<b>External System</b>	Source code of external system e.g.: 'OBTR'
<b>External User</b>	User to be provided, this user should be present in OBTF and OBTR
<b>Type</b>	SOAP Request
<b>Service Name</b>	OBTRFXService
<b>WS Endpoint URL</b>	OBTR WSDL URL to be provided

- FX contracts are fetched from OBTR system and displayed in OBTF through External LOV and the External LOV and the External LOV is applicable to Web-logic. In order to fetch the details from OBTR, user has to maintain an active record in Integration Parameter Maintenance screen (IFDINPRM) with following details,

Field	Description
<b>Branch Code</b>	Branch Code to be provided, branch should be present in OBTF and OBTR.
<b>External System</b>	Source code of external system e.g.: 'OBTR'
<b>External User</b>	User to be provided, this user should be present in OBTF and OBTR.
<b>Service Name</b>	ExtLovService
<b>Communication Channel</b>	REST
<b>Communication Mode</b>	SYNCHRONOUS
<b>Communication Layer</b>	Application
<b>Rest Service IP and Port</b>	Should be 'OBTR' Application IP and Port.
<b>Rest Service Pattern</b>	LovService
<b>Rest Service Context</b>	FCJNeoWeb

## 2.2.2 Prerequisites in Oracle Banking Treasury

The prerequisites in Oracle Banking Treasury for this integration are as follows

- You have to maintain the following details in 'Upload Source maintenance' (CODSORCE) screen:

Field	Description
<b>Source Code</b>	Source code of external system e.g.: 'OBTF'

- You have to maintain the following details in 'Upload Source Preference maintenance' (CODUPLDM) screen:

Field	Description
Source Code	Source code of external system e.g.: 'OBTF'
Module Code	FX
On Error	Reject
On Override	Ignore
Status	Authorized

- You have to maintain the following details in 'External System maintenance' (GWDETFUN) screen:

Field	Description
External System	Source code of external system e.g.: 'OBTF'
Function	IFGFXCON
Service Name	OBTRFXService
Operation Code	CreateFXLink

## 2.3 Integration Process

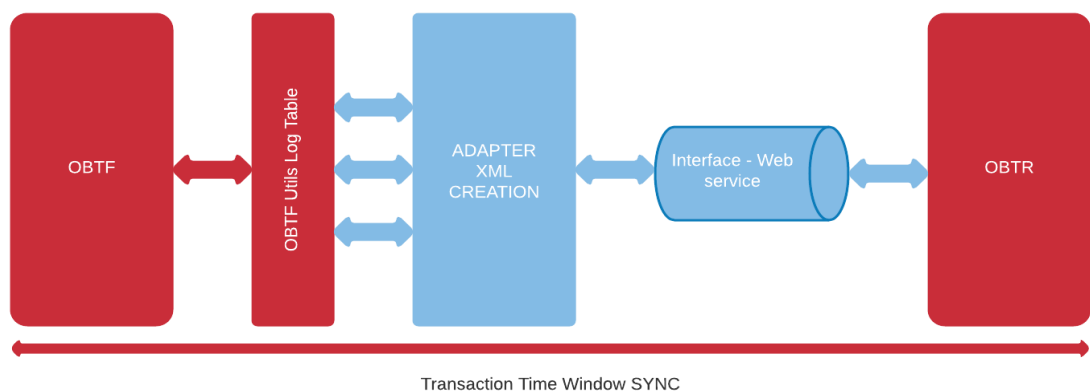
This section contains the following topics:

- [Section 2.3.1, "Installation Modes"](#)
- [Section 2.3.2, "Integration Processing"](#)

### 2.3.1 Installation Modes

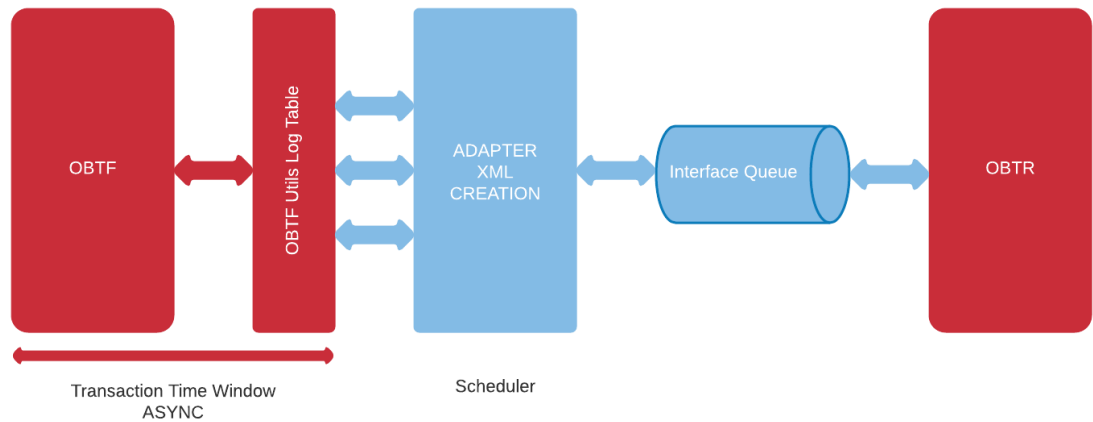
The following installation modes are described in the upcoming sections:

- SYNC Processing,
  - Transactions initiated from online transaction screens, a request will be sent from OBTF to OBTR on accepting the overrides raised during save.
  - The response received from the external system along with the errors are displayed to the user during the transaction for failure contracts.



- ASYNC Processing,
  - OBTF\_EXT\_ASYNCCALL - Scheduler for processing OBTR - FX external request during EOD processing and External Liquidation process.





### 2.3.2 Integration Processing

- Forward FX linkage available for selection at bill would be as follows and on select system defaults date, available amount, bot currency, sold currency and rate.
  - Active Forward FX transactions authorized not marked for auto liquidation.
  - Counterparty of the FX contract should be the counterparty of the BC/LC contract
  - BC/LC contract currency should be BOT currency of the FX transaction in case of an export BC/LC or the SOLD currency in case of an Import BC/LC.
  - BC maturity date/LC expiry date should be greater than or equal to FX Value date
  - Available amount for linkage should be greater than Zero. Available amount will be FX contract amount minus the linked amount
  - Exchange rate defaulted from the linked FX
- Along with this user manual you may also refer the following related resource for detailed FX flow and related amount FX tags used:
  - [Bills and Collections User Guide](#) – Section ‘FX Linkage’ and ‘Accounting Entries and Advices’
  - [Islamic Bills and Collections User Guide](#) – Section ‘FX Linkage’ and ‘Accounting Entries and Advices’
  - [Letters of Credit User Guide](#) – Section ‘FX Linkage’ and ‘Accounting Entries and Advices’
  - [Islamic Letters of Credit User Guide](#) – Section ‘FX Linkage’ and ‘Accounting Entries and Advices’

---

### 3. Function ID Glossary

#### C

CODSORCE .....	4
CODUPLDM .....	4

#### G

GWDEFUN .....	5
---------------	---

#### I

IFDINPRM .....	4
IFDTFXSE .....	3