

Gateway Services User Guide

Oracle Banking Treasury Management

Release 14.5.2.0.0

Part No. F45885-01

August 2021



Gateway Services User Guide
Oracle Financial Services Software
Limited Oracle Park

Off Western Express Highway
Goregaon (East)
Mumbai, Maharashtra 400 063
India

Worldwide Inquiries:

Phone: +91 22 6718 3000 Fax: +91 22 6718 3001

<https://www.oracle.com/industries/financial-services/index.html>

Copyright © 2020, 2021 Oracle and/or its affiliates. All rights reserved.

Oracle and Java are registered trademarks of Oracle and/or its affiliates. Other names may be trademarks of their respective owners.

U.S. GOVERNMENT END USERS: Oracle programs, including any operating system, integrated software, any programs installed on the hardware, and/or documentation, delivered to U.S. Government end users are “commercial computer software” pursuant to the applicable Federal Acquisition Regulation and agency-specific supplemental regulations. As such, use, duplication, disclosure, modification, and adaptation of the programs, including any operating system, integrated software, any programs installed on the hardware, and/or documentation, shall be subject to license terms and license restrictions applicable to the programs. No other rights are granted to the U.S. Government.

This software or hardware is developed for general use in a variety of information management applications. It is not developed or intended for use in any inherently dangerous applications, including applications that may create a risk of personal injury. If you use this software or hardware in dangerous applications, then you shall be responsible to take all appropriate failsafe, backup, redundancy, and other measures to ensure its safe use. Oracle Corporation and its affiliates disclaim any liability for any damages caused by use of this software or hardware in dangerous applications.

This software and related documentation are provided under a license agreement containing restrictions on use and disclosure and are protected by intellectual property laws. Except as expressly permitted in your license agreement or allowed by law, you may not use, copy, reproduce, translate, broadcast, modify, license, transmit, distribute, exhibit, perform, publish or display any part, in any form, or by any means. Reverse engineering, disassembly, or decompilation of this software, unless required by law for interoperability, is prohibited.

The information contained herein is subject to change without notice and is not warranted to be error-free. If you find any errors, please report them to us in writing.

This software or hardware and documentation may provide access to or information on content, products and services from third parties. Oracle Corporation and its affiliates are not responsible for and expressly disclaim all warranties of any kind with respect to third-party content, products, and services. Oracle Corporation and its affiliates will not be responsible for any loss, costs, or damages incurred due to your access to or use of third-party content, products, or services.

Table of Contents

1	Preface.....	1
1.1	Introduction.....	1
1.2	Audience	1
1.3	Documentation Accessibility	1
1.4	Acronyms and Abbreviations	1
1.5	Organization.....	1
1.6	Related Documents.....	2
1.7	Glossary of Icons	2
2	Gateway Functions - An Overview	3
2.1	Introduction.....	3
2.2	Inbound Application Integration.....	3
2.3	Outbound Application Integration.....	5
2.4	Responsibilities of Integration Gateway.....	5
2.5	Deployment of Oracle Banking Treasury Management Integration Gateway	5
2.6	Deployment Patterns for Application Integration.....	6
3	External System Maintenance	7
3.1	Introduction.....	7
3.2	External System	7
3.3	Access Rights to an External System	11
3.4	Gateway Password Generation Logic For External System Authentication	17
3.5	Incoming Message Browser	18
3.6	Duplicate Message Browser	20
3.7	Outgoing Message Browser.....	23
3.8	Defining Notification Messages.....	26
3.9	Defining the Notifications Enroutes	28
3.10	Maintaining MT Task Details.....	30
3.11	Amendment Maintenance	31
3.12	Gateway Maintenance for Approval Deployment	34
4	Message Formats	36
4.1	Introduction.....	36
4.2	Non-Query Formats	36
4.3	Oracle Banking Treasury Management Envelope	37
4.4	Oracle Banking Treasury Management NOTIFICATION.....	41
5	Annexure – List of Messages	43
5.1	Introduction.....	43
5.2	Inbound Application Integration – Services.....	43
6	Function ID Glossary	118

1 Preface

1.1 Introduction

This manual is designed to help you quickly get acquainted with the Integration Gateway of Oracle Banking Treasury Management.

It provides an overview to the module, and provides information on using the Integration Gateway module of Oracle Banking Treasury Management. This user manual is a supplement to the Common Core - Core Entities and Services User Manual and contains only specific functionalities and information related to Oracle OBTR Gateway Services. Hence, this document should be read in conjunction with the Common Core - Core Entities and Services User Manual from the perspective of completeness in flow and understanding.

You can further obtain information specific to a particular field by placing the cursor on the relevant field and striking <F1> on the keyboard.

1.2 Audience

This manual is intended for the following User/User Roles:

Role	Function
IT department members responsible for integration	Input functions for maintenance related to the gateway
IT managers	Authorization functions

1.3 Documentation Accessibility

For information about Oracle's commitment to accessibility, visit the Oracle Accessibility Program website at <http://www.oracle.com/pls/topic/lookup?ctx=acc&id=docacc>.

1.4 Acronyms and Abbreviations

Abbreviation	Description
OBTR	Oracle Banking Treasury Management

1.5 Organization

The manual is organized in the following manner:

Chapter	Description
Chapter 1	<i>About this Manual</i> gives information on the intended audience. It also lists the various chapters covered in this User Manual.
Chapter 2	<i>Gateway Functions - An Overview</i> explains the features of this module.





Chapter 3	<i>External System Maintenance</i> explains the maintenance of external systems and the various processes involved.
Chapter 4	<i>Message Formats</i> explains the different message formats.
Chapter 5	<i>Annexure – List of Messages</i> lists all the messages that you encounter while working with Oracle Banking Treasury Management Gateway services.
Chapter 6	<i>Planned Outage Support Server</i> describes the process of having a support server to substitute the host server during downtime.
Chapter 7	<i>Function ID Glossary</i> has alphabetical listing of Function/Screen ID's used in the module with page references for quick navigation.

1.6 Related Documents

- Core Entities User Manual
- Procedures User Manual
- Settlements User Manual
- Profit and Charges User Manual
- Common Core - Core Entities and Services

1.7 Glossary of Icons

This User Manual may refer to all or some of the following icons:

Icons	Function
	Exit
	Add row
	Delete row
	Option List

2 Gateway Functions - An Overview

2.1 Introduction

Integration of different applications and solutions is a key area in today's systems. A variety of specialized applications deployed on disparate platforms and using different infrastructure need to be able to communicate and integrate seamlessly with Oracle Banking Treasury Management in order to exchange data. The Oracle Banking Treasury Management Integration Gateway (referred to as 'Gateway' in the rest of the document) will cater to these integration needs.

The integration needs supported by the Gateway can be broadly categorized from the perspective of the Gateway as follows:

- Inbound application integration – used when any external system needs to add, modify or query information within Oracle Banking Treasury Management
- Outbound application integration – used when any external system needs to be notified of the various events that occur within Oracle Banking Treasury Management.

2.2 Inbound Application Integration

Oracle Banking Treasury Management Inbound Application Gateway provides XML based interfaces thus enhancing the need to communicate and integrate with the external systems. The data exchanged between Oracle Banking Treasury Management and the external systems will be in the form of XML messages. These XML messages are defined in OBTR in the form of XML Schema Documents (XSD) and are referred to as 'OBTR formats'

For more information on OBTR formats refer the Message Formats chapter in this User Manual.

OBTR Inbound Application Integration Gateway uses the Synchronous and Asynchronous Deployment Pattern for addressing the integration needs.

The Synchronous Deployment Pattern is classified into the following:

- Oracle Banking Treasury Management EJB Based Synchronous Inbound Application Integration Deployment Pattern
- Oracle Banking Treasury Management Web Services Based Synchronous Inbound Application Integration Deployment Pattern
- Oracle Banking Treasury Management HTTP Servlet Based Synchronous Inbound Application Integration Deployment Pattern

Asynchronous Deployment Pattern is:

- Oracle Banking Treasury Management MDB Based Asynchronous Inbound Application Integration Deployment Pattern

2.2.1 EJB Based Synchronous Deployment Pattern

The Enterprise Java Beans (EJB) deployment pattern will be used in integration scenarios where the external system connecting to Oracle Banking Treasury Management is 'EJB literate', i.e., the external system is capable of interacting with Oracle Banking Treasury Management based upon the EJB interface. In this deployment pattern, the external system will use the RMI/IIOP protocol to communicate with the Oracle Banking Treasury

Management EJB. In this deployment pattern the EJB displayed by Oracle Banking Treasury Management will be a stateless session bean. The actual request will be in the form of an XML message. After the necessary processing is done in Oracle Banking Treasury Management based on the request, the response is returned to the external system as an XML message. The transaction control for the processing will stay with the Oracle Banking Treasury Management EJB.

2.2.2 Web Services Based Synchronous Deployment Pattern

The web services deployment pattern will be used in integration scenarios where the external system connecting to Oracle Banking Treasury Management wants to connect using standards-based, interoperable web services.

This deployment pattern is especially applicable to systems which meet the following broad guidelines:

- Systems that are not 'EJB literate', i.e., such systems are not capable of establishing connections with Oracle Banking Treasury Management based upon the EJB interface; and/or
- Systems that prefer to use a standards-based approach

In this deployment pattern, the external system will use the SOAP (Simple Object Access Protocol) messages to communicate to the Oracle Banking Treasury Management web services.

The services displayed by Oracle Banking Treasury Management are of a 'message based' style, i.e., the actual request will be in the form of an XML message, but the request will be a 'payload' within the SOAP message. After the necessary processing is done in Oracle Banking Treasury Management based on the request, the response is returned to the external system as an XML message which will be a 'payload' within the response SOAP message. The transaction control for the processing will stay with the Oracle Banking Treasury Management.

2.2.3 HTTP Servlet Based Synchronous Deployment Pattern

The HTTP servlet deployment pattern will be used in integration scenarios where the external system connecting to Oracle Banking Treasury Management wants to connect to Oracle Banking Treasury Management using simple HTTP messages.

This is especially applicable to systems such as the following:

- Systems that are not 'EJB literate', i.e., are not capable establishing a connections with Oracle Banking Treasury Management based upon the EJB interface; and/or
- Systems that prefer to use a simple http message based approach without wanting to use SOAP as the standard

In this deployment pattern, the external system will make an HTTP request to the Oracle Banking Treasury Management servlet.

For this deployment pattern, Oracle Banking Treasury Management will display a single servlet. The actual request will be in the form of an XML message. This XML message is embedded into the body of the HTTP request sent to the Oracle Banking Treasury Management servlet. After the necessary processing is done in Oracle Banking Treasury Management based on the request, the response is returned to the external system as an XML message which is once again embedded within the body of the response HTTP

message. The transaction control for the processing will stay with the Oracle Banking Treasury Management.

2.2.4 MDB Based Asynchronous Deployment Pattern

The MDB deployment pattern is used in integration scenarios where the external system connecting to Oracle Banking Treasury Management wants to connect to Oracle Banking Treasury Management using JMS queues.

This is especially applicable to systems such as the following:

- Systems that prefer to use JMS queues based approach without wanting to wait for the reply

Here external system sends messages in XML format to request queue on which an MDB is listening. When a message arrives on the queue, it is picked up for processing. After the necessary processing is done in Oracle Banking Treasury Management, based on the request, the response is sent to the response queue as an XML message

2.3 Outbound Application Integration

The Outbound Application Integration is also called the Oracle Banking Treasury Management Notify Application Integration layer. This application layer sends out notification messages to the external system whenever events occur in Oracle Banking Treasury Management.

The notification messages generated by OBTR on the occurrence of these events will be XML messages. These XML messages are defined in OBTR in the form of XML Schema Documents (XSD) and are referred to as 'OBTR formats'

For more information on OBTR formats refer the Message Formats chapter in this module.

2.4 Responsibilities of Integration Gateway

The primary responsibilities of Oracle Banking Treasury Management Integration Gateway include the following:

- Authentication
- Duplicate recognition
- Validation
- Routing
- Logging of messages

2.5 Deployment of Oracle Banking Treasury Management Integration Gateway

Message communication - incoming or outgoing from/to an external system in Oracle Banking Treasury Management will happen only through an Oracle Banking Treasury Management Integration Gateway. Hence, it becomes the first point of contact or last point of contact with the database in message flow. The Oracle Banking Treasury Management Integration Gateway can be deployed to support both the distributed and single schema deployments of Oracle Banking Treasury Management:

- Distributed deployment of OBTR – In this situation the database components of the Gateway are deployed as two or more schemas
 - The messaging schema as part of SMS schema in the SMS and/or HO instance

- The business schema(s) in the various branch schemas in the branch instance(s)
- Single schema deployment of OBTR – In this situation the database components of the Gateway (messaging and business) are both deployed as part of the single Oracle Banking Treasury Management schema.

2.6 Deployment Patterns for Application Integration

Business Integration Needs	Nature of Integration	Oracle Banking Treasury Management Deployment Pattern	Remarks
Inbound Transactions into Oracle Banking Treasury Management	Synchronous	OBTR EJB	Recommended
		OBTR HTTP Servlet	This can be used if the external system cannot communicate to Oracle Banking Treasury Management using EJB.
		OBTR Web Services	This can be used if the external system chooses to communicate only through Web Services.
	Asynchronous	OBTR MDB	This can be used if the external system chooses to communicate only through JMS queues
Inbound Queries into Oracle Banking Treasury Management	Synchronous	OBTR EJB	Recommended
		OBTR In Servlet	This can be used if the external system cannot communicate to Oracle Banking Treasury Management using EJB.
		OBTR Web Services	This can be used if the external system chooses to communicate only through Web Services.
	Asynchronous	OBTR MDB	This can be used if the external system chooses to communicate only through JMS queues
Handoffs from Oracle Banking Treasury Management	Asynchronous	OBTR Notify	Recommended

3 External System Maintenance

3.1 Introduction

This chapter contains the following sections:

- [Section 3.2, "External System"](#)
- [Section 3.3, "Access Rights to an External System"](#)
- [Section 3.4, "Gateway Password Generation Logic For External System Authentication"](#)
- [Section 3.5, "Incoming Message Browser"](#)
- [Section 3.6, "Duplicate Message Browser"](#)
- [Section 3.7, "Outgoing Message Browser"](#)
- [Section 3.8, "Defining Notification Messages"](#)
- [Section 3.9, "Defining the Notifications Enroutes"](#)
- [Section 3.10, "Maintaining MT Task Details"](#)
- [Section 3.11, "Amendment Maintenance"](#)
- [Section 3.12, "Gateway Maintenance for Approval Deployment"](#)

3.2 External System

This section contains the following topics:

- [Section 3.2.1, "Defining an External System"](#)
- [Section 3.2.2, "Specifying External System Details"](#)
- [Section 3.2.3, "Indicating Correlation Pattern "](#)
- [Section 3.2.4, "Specifying Message Exchange Pattern"](#)
- [Section 3.2.5, "Specifying Queue Details"](#)
- [Section 3.2.6, "Specifying External System Queue Details"](#)
- [Section 3.2.7, "Viewing External System Details"](#)
- [Section 3.2.8, "Accessing Services and Operations "](#)

3.2.1 Defining an External System

You need to define an external system that will communicate with the Oracle Banking Treasury Management Integration Gateway.

You can define an external system using the **External System Maintenance** page

You can invoke this screen by typing 'GWDETSYS' in the field at the top right corner of the Application tool bar and clicking the adjoining arrow button.

The various details required by the **External System Maintenance** page are described below.

3.2.2 **Specifying External System Details**

External System

Specify a name for the external system. This should be the same as the Source in an incoming message.

Description

Specify a brief description for the External System.

3.2.3 **Indicating Correlation Pattern**

Request

You can define a way in which the external system should correlate its request message with the response message. You can choose Message ID of a request message as the Correlation ID in the response message. Alternatively, you can choose Correlation ID of a request message and maintain it as the Correlation ID of the corresponding response message.

3.2.4 **Specifying Message Exchange Pattern**

Request Message

You can choose the Request message to be 'Full Screen' or 'Input Only'. If you select 'Full Screen' as the request message, the response message will also display 'Full Screen'.

Response Message

You can choose the Response message to be 'Full Screen' or 'Record Identification Msg'.

Note

You can select 'Record Identification Msg' as the response message only if you select 'Input Only' in the request message.

3.2.5 Specifying Queue Details

Default Response Queue

You can define a response queue for each of the In Queue's through which the External System will communicate with Oracle Banking Treasury Management. Define a valid queue name as the Default Response Queue.

Dead Letter Queue

If the messages received are non-readable, such messages are directed to Dead Letter Queue defined for the external system.

Note

If the Dead Letter Queue is not defined, such messages will be redirected to a queue with the name of the request queue appended with '_E'.

XSD Validation Required

Check this box to indicate if the request message should be validated against its corresponding XSD.

Register Response Queue Message ID

Check this box to indicate if the message ID provided by the Response Queue should be logged when a response message is posted into the queue.

Specifying External System Queue Details

The 'External System Queues' list contains the 'In Queue' and 'Response Queue' lists. To add a record to the 'External System Queues' list click add icon. To delete a record from the list, select the record using its check box and then click delete icon.

In Queue

Specify the name of the queue from which the messages were received. The name of the queue will help identify the external system.

Note

This is required only if an incoming message does not display the source of the message. An In Queue is mapped to only one External System.

You can map multiple queues to a source. System will allow a source to post messages to multiple queues.

Response Queue

You can define Response Queue for every In Queue. This is required only when the External System fails to display the queue name on posting a request message into the In Queue.

3.2.6 Viewing External System Details

The details of previously defined external Systems can be viewed using the 'External System - Summary' screen as shown below. You can invoke this screen by typing 'GWSETSYS' in the field at the top right corner of the Application tool bar and clicking the adjoining arrow button.

The screenshot shows a web application window titled 'Summary'. At the top, there are 'Advanced Search' and 'Reset' buttons. Below are several search criteria fields: 'Authorization Status' (dropdown), 'Record Status' (dropdown), 'External System' (text input with a list icon), and 'Default Response Queue' (text input with a list icon). Below these is a pagination bar showing 'Records per page' as 15, and navigation buttons for 'First', 'Previous', '1 Of 1', 'Next', and 'Last'. A table header is visible with columns: 'Authorization Status', 'Record Status', 'External System', 'Default Response Queue', and 'Dead Letter Queue'. At the bottom, there are buttons for 'Authoriza', 'Record St', and 'Exit'.

This summary screen can be used to search for external systems which match the data specified for any of the following criteria:

- Authorization Status
- External System
- Dead Letter Queue
- Record Status
- Default Response Queue

The 'Result' list shows the external systems which match your query. The search functions available are:

Advanced

Click **Advanced** to specify queries with logical operators such as AND, OR and NOT.

Reset

Click **Reset** to empty the values in the criteria fields, so that you may begin a new search.

Query

After specifying your search criteria click **Query** to view the list of results which match your search criteria.

Refresh

Click **Refresh** to refresh the list of results.

3.2.7 Accessing Services and Operations

In a message it is mandatory to maintain a list of Service Names and Operation Codes. This information is called Gateway Operations.

A combination of every such Service Name and Operation Code is mapped to a combination of Function ID and Action. Every screen in Oracle Banking Treasury Management is linked with a function ID. This information is called Gateway Functions.

You can gain access to an external system using the Gateway Functions. The Function IDs mapped in Gateway Functions should be valid Function IDs maintained in Oracle Banking Treasury Management. Hence, for every new Service or Operation being introduced, it is important that you provide data in Gateway Operations and Gateway Functions.

Refer the Message Formats chapter for more information on Services and Operations.

3.3 Access Rights to an External System

This section contains the following topics:

- [Section 3.3.1, "Defining Access Rights to an External System"](#)
- [Section 3.3.2, "Viewing External System Function Details"](#)
- [Section 3.3.3, "Defining Access Rights to a User ID"](#)
- [Section 3.3.4, "Maintaining Upload Source Details"](#)
- [Section 3.3.5, "Specifying Upload Source Preferences"](#)
- [Section 3.3.6, "Maintaining Function ID Preferences"](#)

3.3.1 Defining Access Rights to an External System

You can define access rights to an external system using the 'External System Functions – Detailed' screen.

You can invoke this screen by typing 'GWDEFUN' in the field at the top right corner of the Application tool bar and clicking the adjoining arrow button.

In the above screen, you need to specify the following details:

External System

Select an external system for which you wish to provide access rights. The adjoining option list displays all the external systems you have maintained in the 'External Systems – Detailed' screen.

Function ID

Select a Function ID from the list of values by clicking the adjoining option list. The function ids are invoked from Gateway Functions.

Action

Select an action for the external system from the option list provided.

Service Name

This displays the service name based on the Function ID and Action you select.

Operation Code

This displays the Operation Code based on the Function ID and Action you select.

3.3.2 Viewing External System Function Details

You can view the access rights details which have already been defined using the 'External System Functions - Summary' screen as shown below. You can invoke this screen by typing 'GWSETFUN' in the field at the top right corner of the Application tool bar and clicking the adjoining arrow button.

This summary screen can be used to search for external system functions which match any of the following criteria:

- Authorization Status
- External System
- Record Status
- Action
- Function

The 'Result' list shows the external system functions which match your query. The search functions available are:

Advanced

Click **Advanced** to specify queries with logical operators such as AND, OR and NOT.

Reset

Click **Reset** to empty the values in the criteria fields, so that you may begin a new search.

Query

After specifying your search criteria click **Query** to view the list of results which match your search criteria.

Refresh

Click **Refresh** to refresh the list of results.

3.3.3 Defining Access Rights to a User ID

For a User ID to access a request message, you can individually map each Function ID to a User ID.

Note

You can provide access to functions only if the Function IDs provided in Gateway Functions are valid.

3.3.4 Maintaining Upload Source Details

Oracle Banking Treasury Management facilitates upload of data from an external source. The details of the source from which data has to be uploaded need to be maintained in Oracle Banking Treasury Management using the 'Upload Source Maintenance' screen. You can invoke the 'Upload Source Maintenance' screen by typing 'CODSORCE' in the field at the top right corner of the Application tool bar and clicking the adjoining arrow button.

The screenshot shows the 'Upload Source Definition' window. It features a toolbar with 'New' and 'Enter Query' buttons. The main form area includes a 'Source Code *' field, a 'Description' field with a help icon, and two checkboxes: 'Base Data From FLEXCUBE' and 'System Authorization Required'. The bottom section is titled 'Fields' and contains three columns: 'Input By Date Time', 'Authorized By Date Time', and 'Modification Number'. Below these columns are checkboxes for 'Authorized' and 'Open'.

The following details need to be captured here:

Source Code

Specify a code for the source from which data has to be uploaded to Oracle Banking Treasury Management.

Description

Give a small description for the source code specified.

Base Data From FLEXCUBE

Check this box to indicate if base data has to be uploaded from Oracle Banking Treasury Management.

3.3.5 Specifying Upload Source Preferences

You can set preferences for upload of data from an external source in the 'Upload Source Preferences Maintenance' screen. You can invoke the 'Upload Source Preferences Maintenance' screen by typing 'CODUPLDM' in the field at the top right corner of the Application tool bar and clicking the adjoining arrow button.

Maker	Date Time:	Mod No	Record Status
Checker	Date Time:		Authorization Status

The following details are captured here:

Source Code

Select Source Code from the option list. Depending on the source code you select here data is uploaded from that source into Oracle Banking Treasury Management.

Module Code

You can choose to upload data from a source directly onto a module in OBTR. Indicate the module into which you would like to upload data from a given source.

On Override

Oracle Banking Treasury Management generates override messages in case it encounters any discrepancies during data upload. You can choose to do any of the following:

- Ignore – Select this option to ignore such error messages and continue with the upload process.
- Override – Select this option to put the record on hold for user intervention later.
- Reject – Select this option to reject the record.

On Exception

In case a serious error occurs during data upload, Oracle Banking Treasury Management generates an error message. You can choose to put the record with the error on hold. In such a case, choose 'Move to Queue' from the list of options available. If you would like to reject the record altogether, choose 'Reject'.

Post Upload Status

If you would like to automatically authorize the data that is uploaded into Oracle Banking Treasury Management choose the 'Authorize' option here.

If you would like the record to be put on hold choose this option in this field.

If you would like the record to be unauthorized, choose the 'Unauthorized' option in this field. The record will not be authorized automatically on upload. You will have to manually authorize the data.

Purge Days (Calendar)

Specify the days maintained for purging of the data uploaded.

Allow Deferred Processing

Check this option to defer processing of amendment and cancellation uploads.

Allow EOD with Deferred

Check this option to proceed even if the records exist in the deferred processing log.

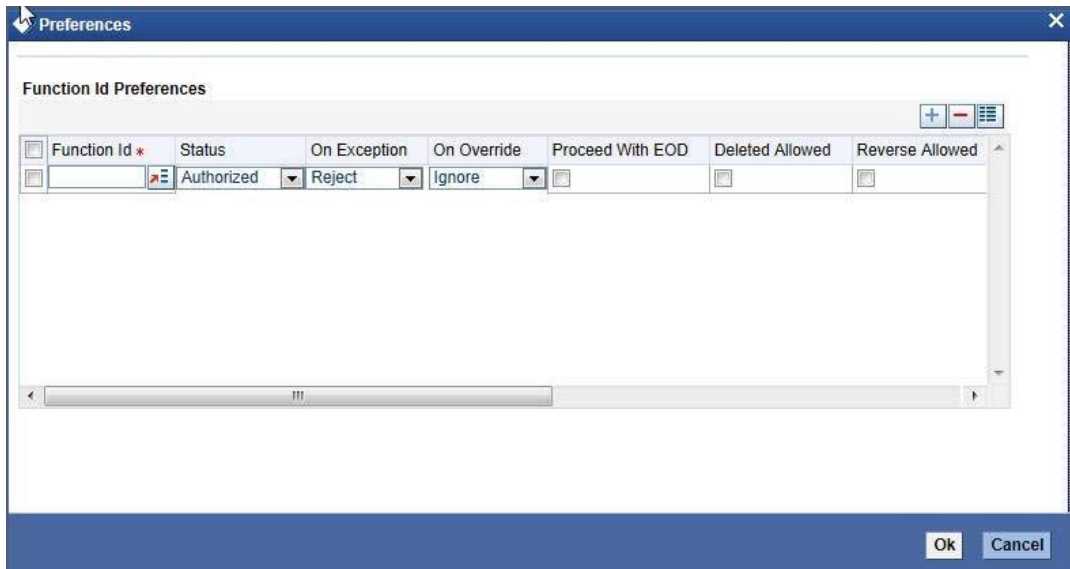
If it is unchecked, then the EOD process halts until the deferred process log is cleared.

Allow Delete

Check this option to delete the process log.

3.3.6 Maintaining Function ID Preferences

Click 'Function ID Preferences' button in the 'Upload Source Preferences Maintenance' screen.



You can enter the following details:

Function Id

Specify the function ID. The adjoining option list displays all the function Ids maintained in the system. Select the appropriate one.

Status

Select the status of the record from the drop-down list and the available options are:

- Authorized
- Unauthorized
- Put On hold

On Exception

Select the record status in case of any exception while saving from the drop-down list and the available options are:

- Put On Hold
- Reject

On Override

Select the record status in case of any overriding a saved record. From the drop-down list and the available options are:

- Put On Hold
- Reject
- Ignore

Proceed With EOD

Check this box, if you wish to proceed with EOD.

Deleted Allowed

Check this box, if deleting is allowed.

Reverse Allowed

Check this box, if reversal is allowed.

Amend Allowed

Check this box, if amendment is allowed.

Purge Days (Calendar)

Specify the calendar purge days

Allow Deferred Processing

Check this box, if deferred processing is allowed.

Allow EOD with Deferred

Check this box, if EOD with deferred is allowed.

3.4 Gateway Password Generation Logic For External System Authentication

This section describes the Encryption information for gateway authentication.

If Password authentication is required for an external system, then check the 'System Authentication Required' check box while maintaining the External System details in CODSORCE.

Once this check box is checked Oracle Banking Treasury Management validates for Encrypted password as part of every request sent by the External System. The password encryption logic as below:

3.4.1 Password and Message ID as input

Message ID, present as part of the header in Request XML, is considered as hash. External System generates a unique Message ID, which is functional mandatory field in the header. Create a Message Digest with SHA-512 algorithm.

The hash created from the previous step and the password in clear text together is encrypted in DESede encryption method. Apply Base64 encoding to encrypted value and send to the Oracle Banking Treasury Management gateway.

3.5 Incoming Message Browser

The messages received from the external system will be displayed in the Incoming Message Browser.

You can invoke the 'Incoming Message Browser' screen by typing 'GWDINBRW' in the field at the top right corner of the Application tool bar and clicking the adjoining arrow button.

Incoming Message Browser - Detail

Enter Query

Message Reference * _____

Message Id _____

Message Status _____

Operation Code _____

FLEXCUBE Reference _____

Their User Id _____

Queue Name _____

Request Queue Message Id _____

Repair Reason _____

External System _____

Correlation Id _____

Service Name _____

Branch _____

User Id _____

Branch Date _____


Server Date Stamp _____

XML View Text View

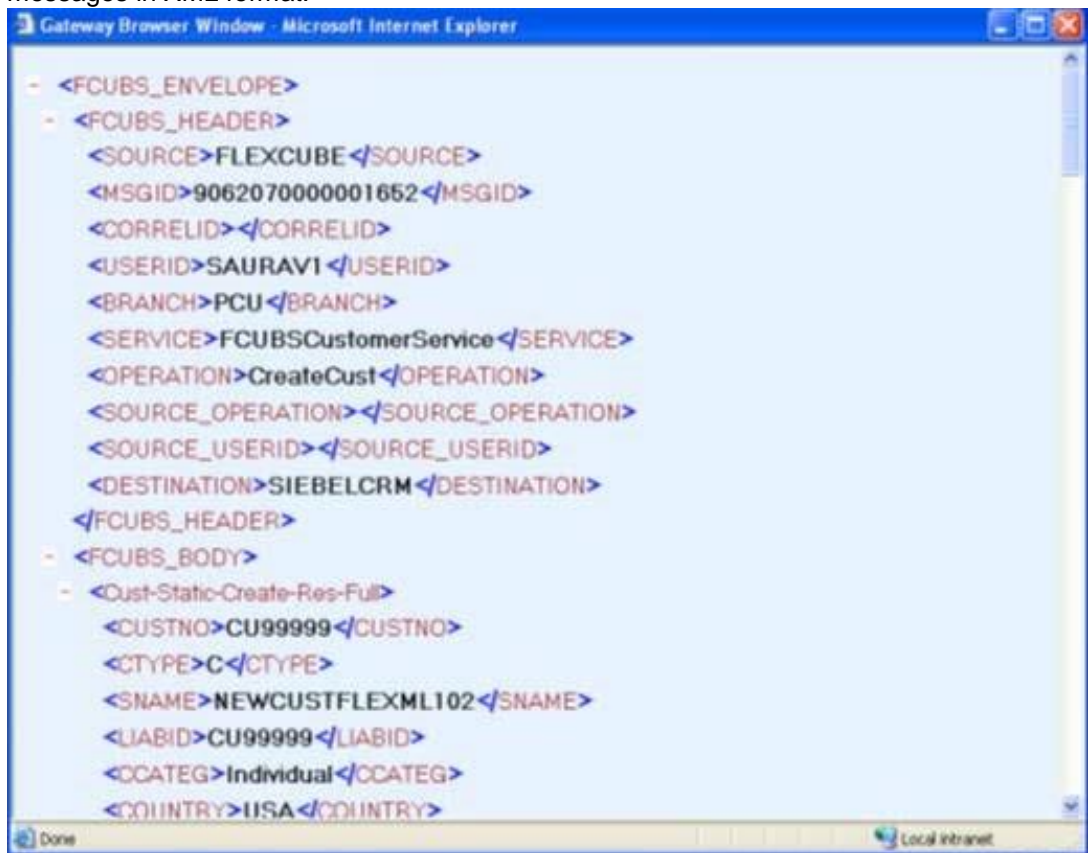
Exit

In the 'Incoming Message Browser' screen you can view the details of the messages received from the external systems. You can also view the messages in the XML format or the Text format.

Click 'Text View' button to view the incoming messages in text format as shown below:

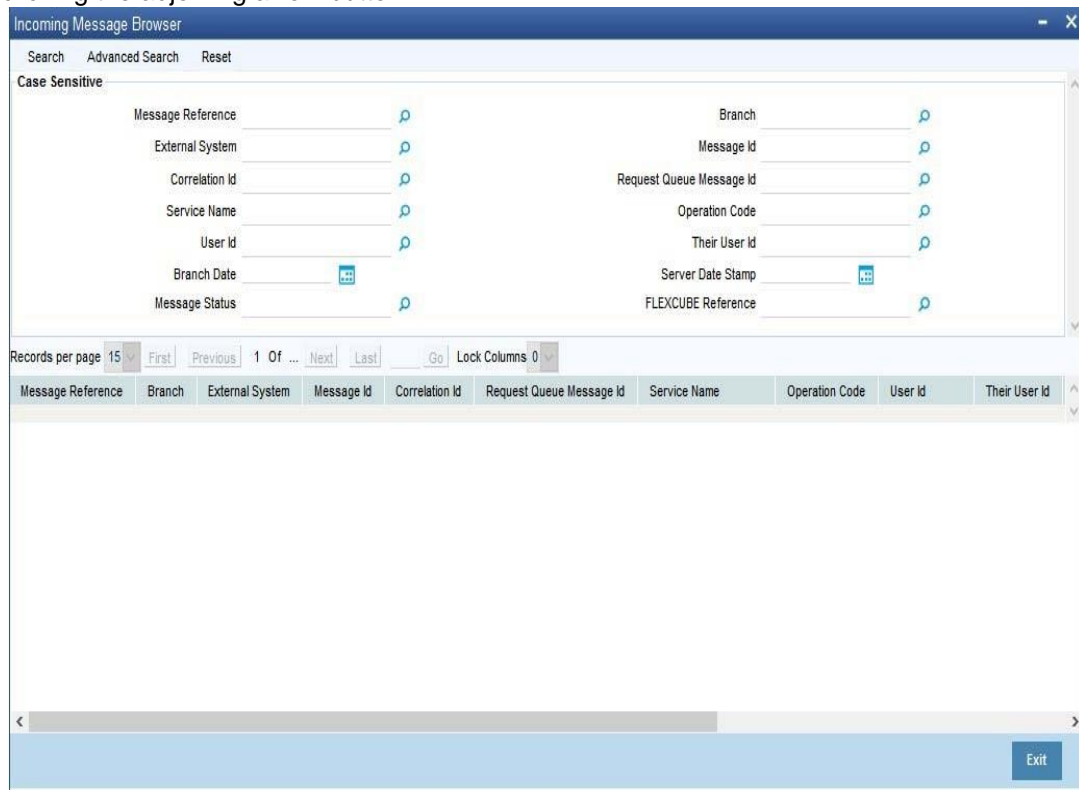


Click 'XML View' button to view the 'Gateway Browser Window' screen which displays the messages in XML format.



3.5.1 Viewing Incoming Message Details

The summary of all messages received from the external system can be viewed using the 'Incoming Message Browser - Summary' screen as shown below. You can invoke this screen by typing 'GWSINBRW' in the field at the top right corner of the Application tool bar and clicking the adjoining arrow button.



This summary screen can be used to search for incoming messages which match the criteria (Message Reference Number, External System, Service Name etc) you specify. The 'Result' list shows the messages which match your query. The search functions available are:

Advanced

Click **Advanced** to specify queries with logical operators such as AND, OR and NOT.

Reset

Click **Reset** to empty the values in the criteria fields, so that you may begin a new search.

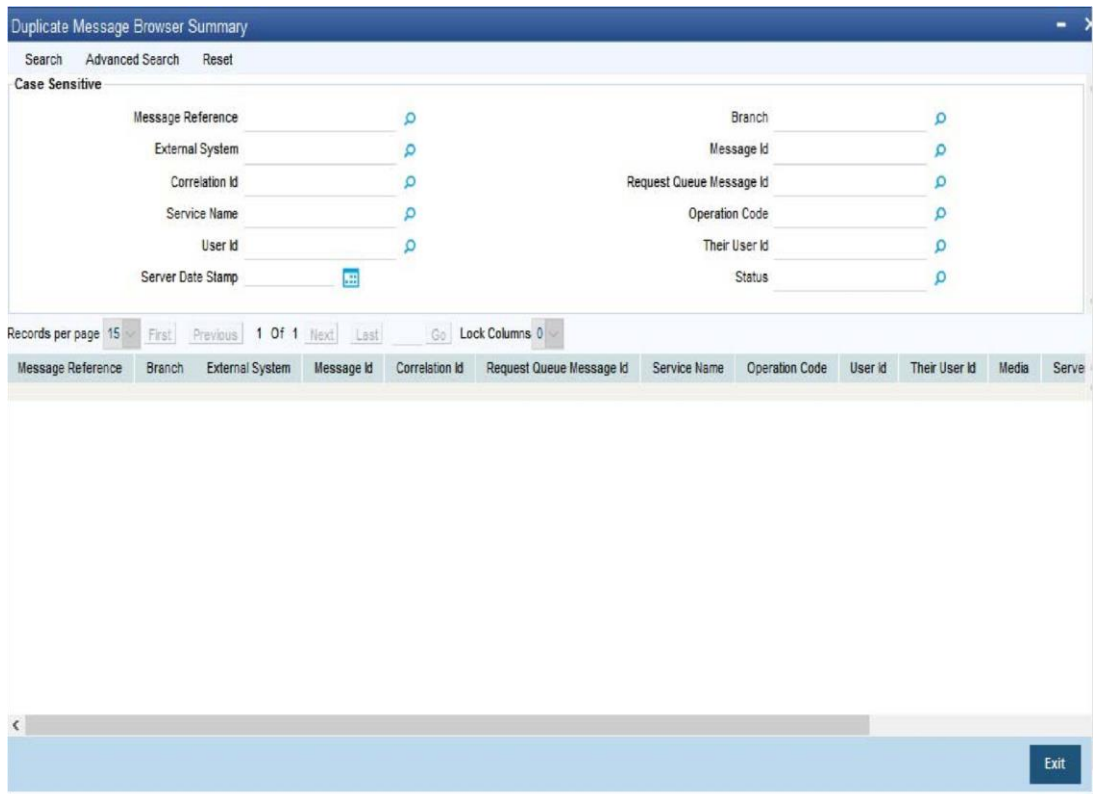
Search

Specify your search criteria to view the list of results which match your search criteria.

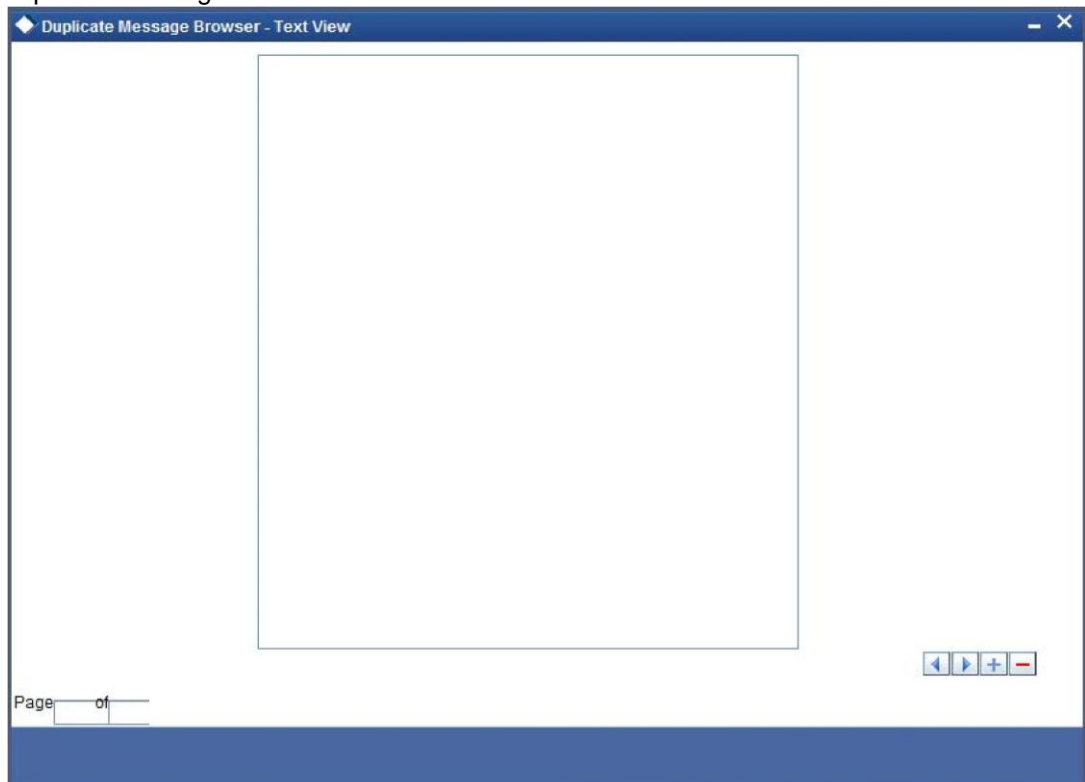
3.6 Duplicate Message Browser

If Oracle Banking Treasury Management Integration Gateway identifies a duplicate message it will be sent to the

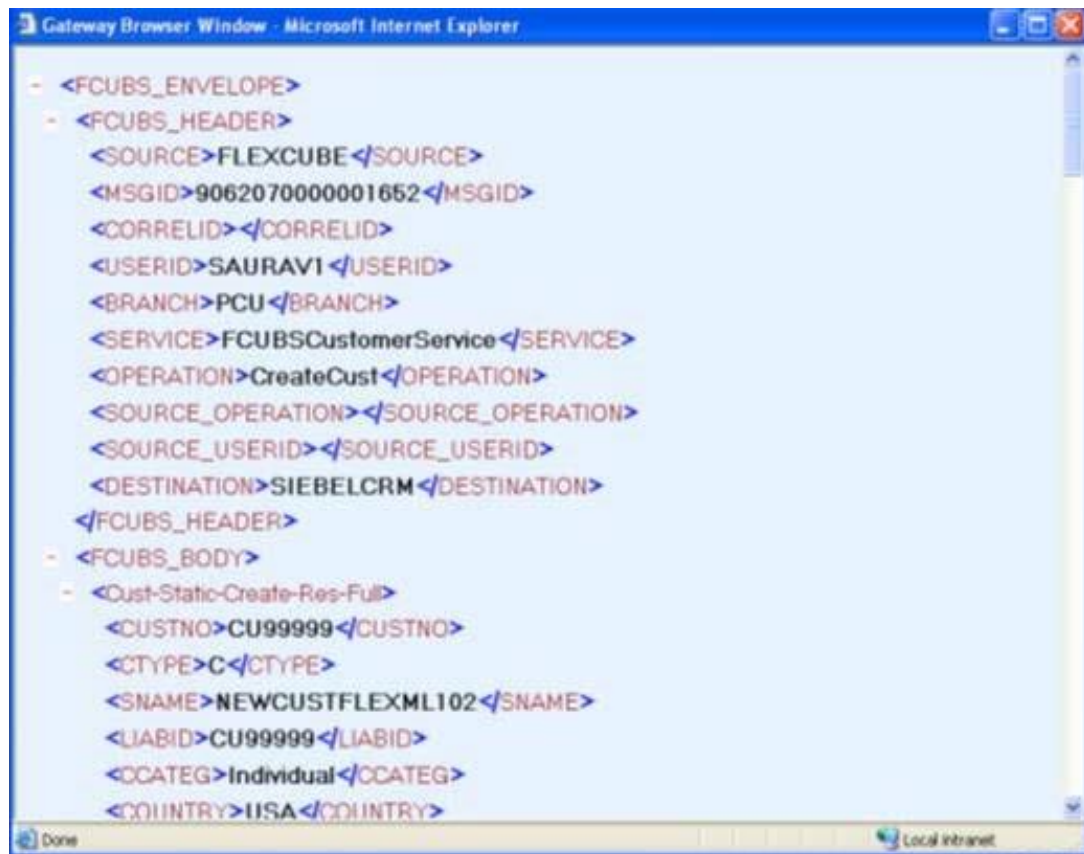
Duplicate Messages Browser. You can invoke the 'Duplicate Message Browser - Summary' screen by typing 'GWSPBROW' in the field at the top right corner of the Application tool bar and clicking the adjoining arrow button.



Click 'Text View' button in the 'Duplicate Message Browser - Summary' screen to view the duplicate messages in the text format.



Click 'XML View' button in the 'Duplicate Message Browser - Summary' screen to view the duplicate messages in the following format:



3.6.1 Querying Duplicate Message Browser

You can query the list of duplicate messages using the 'Duplicate Message Browser - Summary' screen with functions for search. You can invoke this screen by typing

'GWSPBROW' in the field at the top right corner of the Application tool bar and clicking the adjoining arrow button.

This query screen can be used to search for duplicate messages which match the criteria (Message Reference Number, External System, Service Name etc) you specify. The 'Result' list shows the messages which match your query. The search functions available are:

Advanced

Click **Advanced** to specify queries with logical operators such as AND, OR and NOT.

Reset

Click **Reset** to empty the values in the criteria fields, so that you may begin a new search.

Query

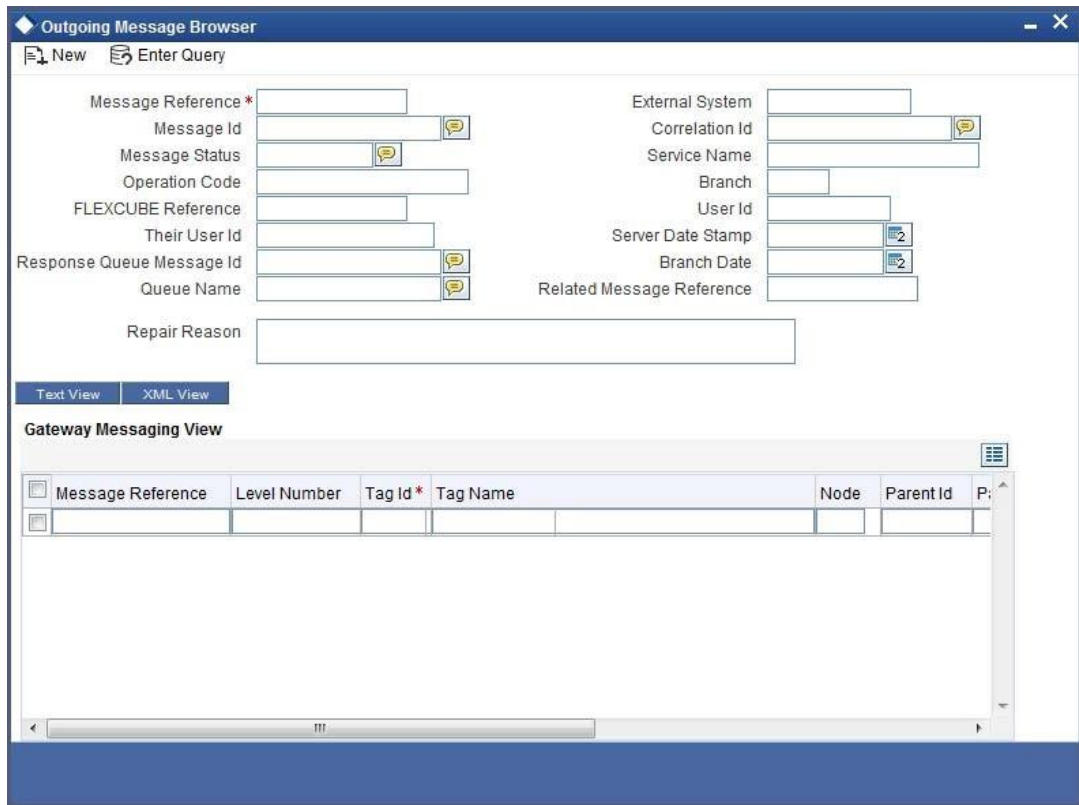
After specifying your search criteria click **Query** to view the list of results which match your search criteria.

Refresh

Click **Refresh** to refresh the list of results.


3.7 Outgoing Message Browser

Once the incoming messages have been processed, a response message will be sent to the external systems along with the status of the processed messages. The response messages will be displayed in the 'Outgoing Message Browser'. You can invoke the 'Outgoing Message Browser' screen by typing 'GWDOTBRW' in the field at the top right corner of the Application tool bar and clicking on the adjoining arrow button.



In the 'Outgoing Message Browser' screen you can view the details of the messages sent to the external systems. You can also view the messages in the XML format or the Text format.

Click 'Text View' button to view the response message in text format as shown below:



Click 'XML View' button to view the response messages in XML format as shown below:

```
Gateway Browser Window - Microsoft Internet Explorer
- <FCUBS_ENVELOPE>
- <FCUBS_HEADER>
  <SOURCE>FLEXCUBE </SOURCE>
  <MSGID>9062070000001652 </MSGID>
  <CORRELID></CORRELID>
  <USERID>SAURAVI </USERID>
  <BRANCH>PCU </BRANCH>
  <SERVICE>FCUBSCustomerService </SERVICE>
  <OPERATION>CreateCust </OPERATION>
  <SOURCE_OPERATION></SOURCE_OPERATION>
  <SOURCE_USERID></SOURCE_USERID>
  <DESTINATION>SIEBELCRM </DESTINATION>
</FCUBS_HEADER>
- <FCUBS_BODY>
- <Cust-Static-Create-Res-Full>
  <CUSTNO>CU99999 </CUSTNO>
  <CTYPE>C </CTYPE>
  <SNAME>NEWCUSTFLEXML102 </SNAME>
  <LIABID>CU99999 </LIABID>
  <CCATEG>Individual </CCATEG>
  <COUNTRY>IISA </COUNTRY>
```

3.7.1 Querying Outgoing Message Browser

You can query the list of outgoing messages using the 'Outgoing Message Browser - Summary' screen. You can invoke this screen by typing 'GWSOTBRW' in the field at the top right corner of the Application tool bar and clicking the adjoining arrow button.

The screenshot shows the 'Outgoing Message Browser' application window. It has a search bar with 'Search', 'Advanced Search', and 'Reset' options. Below the search bar are various search criteria fields, including 'Case Sensitive', 'Message Reference', 'Related Message Reference', 'Service Name', 'Message Id', 'Response Queue Message Id', 'Their User Id', 'Server Date Stamp', 'Branch', 'External System', 'Operation Code', 'Correlation Id', 'User Id', 'Branch Date', and 'Message Status'. Below these fields is a table with columns: 'Message Reference', 'Branch', 'Related Message Reference', 'External System', 'Service Name', 'Operation Code', 'Message Id', 'Correlation Id', 'Response Queue Message Id', and 'User Id'. The table is currently empty. At the bottom right of the window is an 'Exit' button.

This query screen can be used to search for outgoing messages which match the criteria (Message Reference Number, External System, Service Name etc) you specify. The 'Result' list shows the messages which match your query. The search functions available are:

Advanced

Click **Advanced** to specify queries with logical operators such as AND, OR and NOT.

Reset

Click **Reset** to empty the values in the criteria fields, so that you may begin a new search.

Search

Specify your search criteria to view the list of results which match your search criteria.

3.8 Defining Notification Messages

The outgoing message browser also displays the notification messages. Every time the database layer receives a notification message, it updates the outgoing message browser to display the same.

At the branch level, you can maintain notification codes for each branch. You can do this using the 'Notifications Installed' screen.

You can invoke the 'Notifications Installed – Detailed' screen by typing 'GWDNTFIN' in the field at the top right corner of the Application tool bar and clicking the adjoining arrow button.

In this screen, you need to specify the following details:

Branch Code

Select a branch code for which you wish to assign a notification code. Once you select the branch code, the corresponding description is displayed.

Notification Code

From the list of values, select a notification code you wish to link with the branch. This will be used to generate notifications for the entire branch. Once you select the notification code, the corresponding description is displayed.

In addition to maintaining a notification code for a given branch, you can also specify a topic or a queue to which the notification messages should be sent.

You can define a topic/queue for a given branch and notification code in the 'Notifications Enroute' screen.

3.8.1 Viewing Installed Notification Details

You can view and query the list of notification messages using the 'Notifications Installed - Summary' screen. You can invoke this screen by typing 'GWSNTFIN' in the field at the top right corner of the Application tool bar and clicking the adjoining arrow button.

This summary screen can be used to search for notification messages which match the criteria (Message Reference Number, External System, Service Name etc) you specify. The 'Result' list shows the messages which match your query. The search functions available are:

Advanced

Click **Advanced** to specify queries with logical operators such as AND, OR and NOT.

Reset

Click **Reset** to empty the values in the criteria fields, so that you may begin a new search.

Search

Specify your search criteria to view the list of results which match your search criteria.

3.9 Defining the Notifications Enroutes

You can invoke the 'Notification Enroutes - Detailed' screen by typing 'GWDNTFEN' in the field at the top right corner of the Application tool bar and clicking the adjoining arrow button.

In 'Notification Enroutes - Detailed' screen, you define the following details:

Branch Code

Specify a branch for which you wish to define a topic. If you want to use a single topic for all branches and for a given notification code, you can use a wildcard '***'. Once you select a Branch Code, the corresponding description is displayed.

Notification Code

Select a notification code from the list of notification codes provided. You can indicate a wildcard '***' if a single topic needs to be used for all notifications in a branch.

Destination Name

Specify the destination name.

Once you have captured the details, save the maintenance.

3.9.1 Viewing Summary screen

You can view and query the list of notifications enroute using the 'Notifications Enroutes - Summary' screen. You can invoke this screen by typing 'GWSNTFEN' in the field at the top right corner of the Application tool bar and clicking the adjoining arrow button.

This summary screen can be used to search for notifications enroute which match the criteria (Message Reference Number, External System, Service Name etc) you specify. The 'Result' list shows the messages which match your query. The search functions available are:

Advanced

Click **Advanced** to specify queries with logical operators such as AND, OR and NOT.

Reset

Click **Reset** to empty the values in the criteria fields, so that you may begin a new search.

Search

Specify your search criteria to view the list of results which match your search criteria.

3.10 Maintaining MT Task Details

Using the 'Gateway Maintenance Detailed' screen, you can maintain the basis for creation of MT tasks for Gateway message. You can invoke this screen by typing 'STDGWINT' in the field at the top right corner of the Application tool bar and clicking the adjoining arrow button.

In this screen, you can specify the following details:

Branch Code

Specify the branch code of the bank. This adjoining option list displays all valid branches maintained in the system. You can choose the appropriate one.

External System

Specify the name of the external system. This adjoining option list displays all the external systems maintained in the system. You can choose the appropriate one.

Module Code

Specify the module name. This adjoining option list displays all the modules maintained in the system. You can choose the appropriate one.

Service Name

Specify the service name of the module selected. This adjoining option list displays all the service names maintained in the system. You can choose the appropriate one.

Operation code

Specify the operation code of the service. This adjoining option list displays all valid operation codes maintained in the system. You can choose the appropriate one.

Effective Date

Specify the date from which the gateway message maintenance becomes effective. Effective date should be equal to or greater than the application date.

3.11 Amendment Maintenance

This section contains the following topics:

- [Section 3.11.1, "Maintaining Gateway Amendment Details"](#)

3.11.1 Maintaining Gateway Amendment Details

To recall, you need to identify the fields that can be amended by an external system, say, a Siebel CRM application.

Every amendment request coming from such a system has the following data:

- **Service Name:** – This is a broad level grouping of similar operations within a module in Oracle Banking Treasury Management. The service names are published by Oracle Banking Treasury Management. As an example, you can consider OBTRFXService. This service is exposed by the OBTR Interface Gateway to do a permissible operation on a FX deals.
- **Operation Name:-** This is the name of the operation that the external system wishes to perform within the service. These operations names are published by Oracle Banking Treasury Management. As an example, you can consider ModifyContract, which is for modification of a FX deal.
- **External Operation Name:-** This is the specific area of operation that an external system is performing on its side within the broad context of the Oracle Banking Treasury Management's amendment. In an external system, if the personal details of a customer are changed, this has a unique name by which it is identified within Oracle Banking Treasury Management. Similarly, if the limits related details of a customer are modified, it also has a unique name.

It is through the 'Gateway Amendment Maintenance' screen that you maintain a set of amendable fields, which can amend in Oracle Banking Treasury Management whenever a request for the same will be send from an external system. Based on this maintenance, the amendment request is addressed by Oracle Banking Treasury Management. Invoke this screen by typing 'GWDAMDMT' in the field at the top right corner of the Application tool bar and clicking the adjoining arrow button. The screen is as shown below:

The screenshot shows a web-based form titled "Gateway Amendment Maintenance" with a "New" sub-header. The form is divided into several sections:

- Form Fields:**
 - External System* (required)
 - Origin System* (required)
 - Source Operation* (required)
 - Service Name
 - Operation Code
- Amendable Nodes:** A table with columns: Node Name*, New Allowed, LBL_DELETE_ALLOWED, and All Records. It includes a search bar with "1 Of 1" and a "Go" button.
- Amendable Fields:** A table with a single column: Field Name*. It also includes a search bar with "1 Of 1" and a "Go" button.
- Footer Section:**
 - Maker
 - Checker
 - Date Time:
 - Date Time:
 - Mod No
 - Record Status
 - Authorization Status
 - Exit button

External System

Select the relevant external system. Based on the maintenance here, only the fields that are selected as amendable can be modified if a request comes from the chosen external system.

Note

The maintenance pertaining to external systems is factory shipped for your bank.

Origin System

Specify the origin system for which the amendment details are applicable.

For example, if we have a record that is created by a specific external system say 'CRM', and the requirement is that, for records created by this specific external system, only a set of fields are modifiable then, we should specify Origin System as CRM and OBTR as the External System. This Origin System field is used to identify such requirements wherein the amendable fields can be different if the Origination and Modification of the record are of different external sources.

Source Operation

The free format text (without spaces) which identifies the amendment you are doing. This is mandatory.

Note

Source Operation will be defaulted as (FUNCTIONID)_MODIFY, if the Source Operation is not sent from an external system and the function ID will be derived from Service and Operation combination.

Service Name

The relevant service name, this is a broad level grouping of similar operations within a module in Oracle Banking Treasury Management. The service names are published by Oracle Banking Treasury Management.

Note

The maintenance pertaining to service names is factory shipped for your bank

Operation Code

The relevant operation code. This is the operation that the external system wishes to perform within the selected service. The operation names are published by Oracle Banking Treasury Management. As an example, you can take 'ModifyContract', which is for modification of a customer record. Each operation under different service names is identified by a unique code.

Note

The maintenance pertaining to operation codes is factory shipped for your bank.

3.11.1.1 Amendable Nodes

Node Name

Specify the node name. Alternatively, you can select the node name from the option list. The list displays all valid nodes maintained in the system.

New Allowed

Check this box if 'New Allowed' is applicable.

Delete Allowed

Check this box if 'Delete Allowed' is applicable.

All Records

Check this box if all records are applicable.

3.12 Gateway Maintenance for Approot Deployment

This section contains the following topics:

- [Section 3.12.1, "Maintaining Gateway for Approot Deployment"](#)

3.12.1 Maintaining Gateway for Approot Deployment

The following function IDs are used for the gateway maintenance for Approot deployment. The function IDs detail and their descriptions are listed below:

Function ID	Summary Function ID	Description
CODAPSRC	COSAPSRC	Upload Source Maintenance
CODAPUPL	COSAPUPL	Upload Source Preferences Maintenance
GWDAPEFN	GWSAPEFN	Gateway Amendment Maintenance
GWDAPAMD	GWSAPAMD	External System Functions

GWDAPESY	GWSAPESY	External System Maintenance
----------	----------	-----------------------------

4 Message Formats

4.1 Introduction

Data exchanged between Oracle Banking Treasury Management and the external systems will be in the form of

XML messages. These XML messages are defined in OBTR in the form of XML Schema Documents (XSD) and are referred to as 'OBTR formats'. An XML Schema is uniquely identified by its Namespace and its Root Element (root node). The root node for XSDs of gateway messages will be generated as per the following pattern:

- <OPERATION>_<MESSAGE EXCHANGE PATTERN>_REQ
- <OPERATION>_<MESSAGE EXCHANGE PATTERN>_RES
- Where
- <OPERATION> refers to an Oracle Banking Treasury Management operation like CREATECUSTACC
- <MESSAGE_EXCHANGE_PATTERN> refers to the request & response message patterns exchanged. The Message Pattern is of the following types
 - FS (Full Screen) -This indicates that the payload will contain all the elements on the corresponding Oracle Banking Treasury Management screen.
 - IO (Input Only) - This indicates that the payload will contain the only input elements on the corresponding Oracle Banking Treasury Management screen.
 - PK (Primary Key): This indicates that the payload will contain only the Primary Key elements of the corresponding Oracle Banking Treasury Management screen.

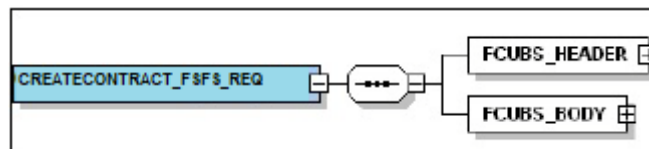
<MESSAGE_EXCHANGE_PATTERN> is a combination of message patterns. The <MESSAGE_EXCHANGE_PATTERN> available in OBTR is shown below:

- FSFS - Full Screen Request and Full Screen Response
- IOPK - Input Only Request and Primary Key Response
- IOFS - Input Only Request and Full Screen Response

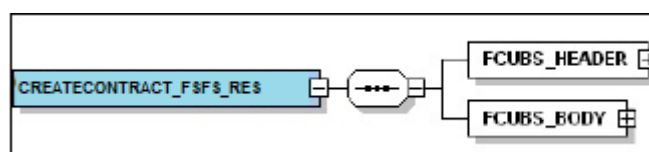
4.2 Non-Query Formats

For example, consider the Operation 'CREATECONTRACT'. The root node of messages under this operation will be as under:

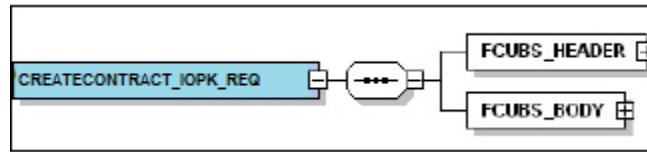
- CREATECONTRACT_FSFS_REQ



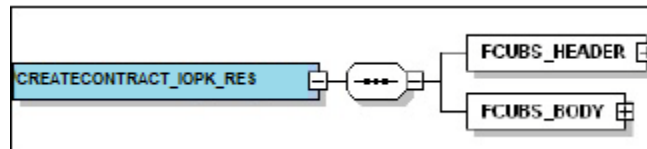
- CREATECONTRACT_FSFS_RES



- CREATECONTRACT_IOPK_REQ



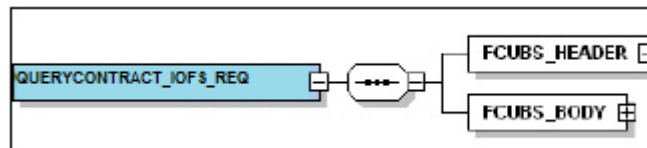
- CREATECONTRACT_IOPK_RES



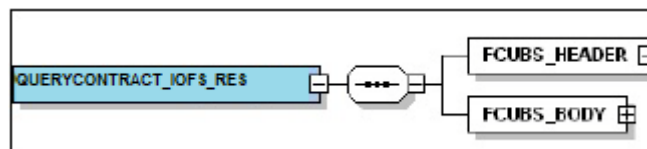
4.2.1.1 Query Formats

For example, consider the Operation 'QUERYCONTRACT'. The root node of messages under this operation will be as under:

- QUERYCONTRACT_IOFS_REQ



- QUERYCONTRACT_IOFS_RES



This chapter contains the following sections

- [Section 4.2, "Oracle Banking Treasury Management Envelope"](#)
- [Section 4.3, "Oracle Banking Treasury Management NOTIFICATION"](#):

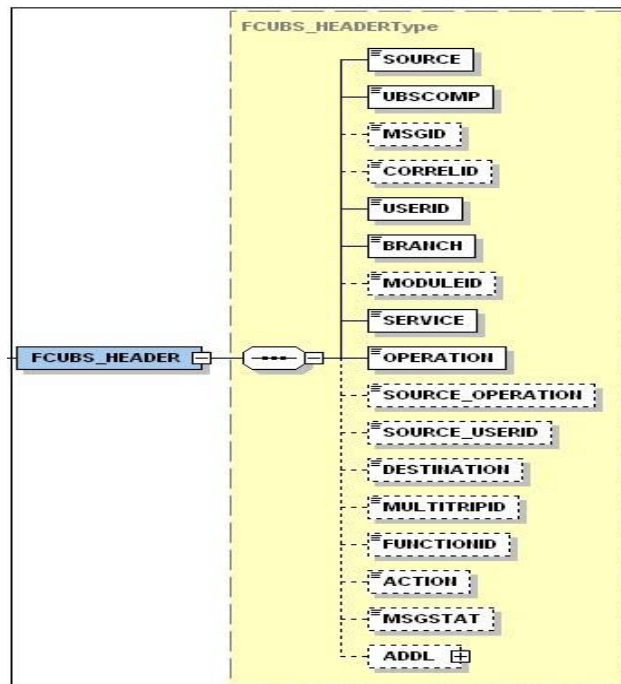
4.3 Oracle Banking Treasury Management Envelope

This section contains the following topics:

- [Section 4.2.1, "OBTRM HEADER"](#)
- [Section 4.2.2, "OBTRM_BODY"](#)

A standard gateway message in the Oracle Banking Treasury Management Envelope contains two main components namely:

- OBTRM_HEADER – This is a node that forms the header of the OBTR Envelope. The tags under the header portion of a message will identify a partner system, a service, an operation, user, branch, etc. These tags are constant across all messages.
- OBTRM_BODY – This node contains the actual payload of a message. The contents of this node will vary for each message.



4.3.1 OBTRM HEADER

The tags under OBTRM _HEADER have been described below:

SOURCE

This indicates the name of the External system that is the source of the message.

UBSCOMP

This indicates the Oracle Banking Treasury Management component of the message - whether FCUBS or OBTR

MSGID

This unique ID identifies each message – incoming or outgoing in Oracle Banking Treasury Management. Every message will have a distinct message ID.

CORRELID

This is the id using which any system which has sent a request to FC UBS can correlate to the response. In the External system maintenance, the Correlation Pattern can be configured for each external system. It can be maintained that either the 'MSGID' or the 'CORRELID' of the request message is returned back as the 'CORRELID' in the response message. Depending on this maintenance, Oracle Banking Treasury Management will set either the 'MSGID' or the 'CORRELID' of the request message in the response message.

USERID

For request messages, this ID is used to submit message requests. Oracle Banking Treasury Management will process this request using this id.

For response messages, the value of this will be 'null'.

BRANCH

This indicates the Oracle Banking Treasury Management Branch Code where the request message needs to be processed. If the BRANCH is missing in the header, request message will be transmitted and processed in Head Office branch.

MODULEID

This indicates the module ID.

SERVICE

This provides details on the various services of Oracle Banking Treasury Management. For every incoming message in Oracle Banking Treasury Management, the service name is mandatory.

OPERATION

This indicates the functional operation.

SOURCE_OPERATION

This indicates the functional operation as registered in Oracle Banking Treasury Management.

SOURCE_USERID

This is the User ID with which the request message was invoked from the SOURCE.

DESTINATION

For incoming messages, the destination will be Oracle Banking Treasury Management. For response messages, system will populate the SOURCE of the request message as DESTINATION.

MULTIRIPID

This is a unique id which indicates overrides.

FUNCTIONID

This indicates the Oracle Banking Treasury Management Function ID

MSGSTAT

This indicates whether the transaction is a SUCCESS or FAILURE.

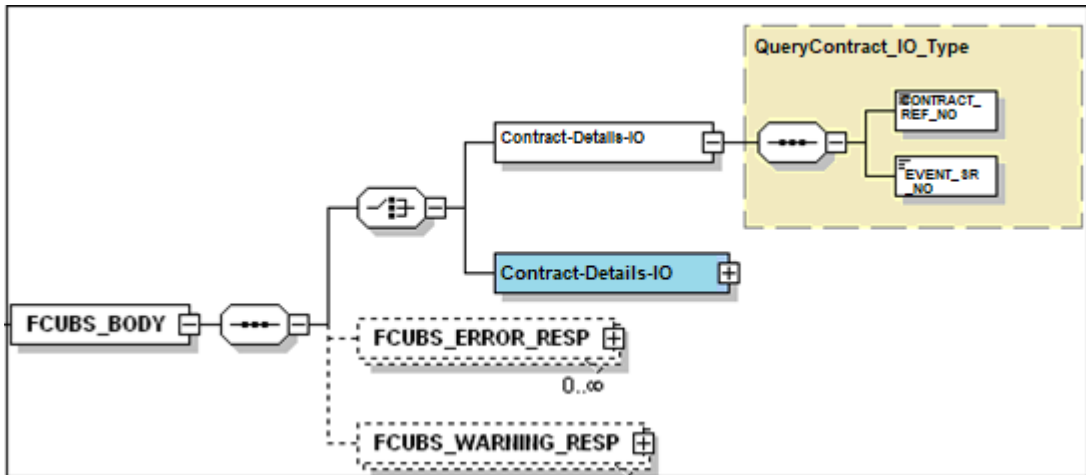
ADDL

This is used to send additional parameters i.e. parameters not available in Oracle Banking Treasury Management.

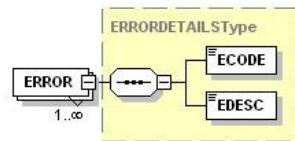
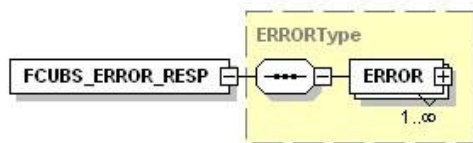
4.3.2 OBTRM_BODY

The OBTRM _BODY will contain the actual payload to perform the respective transaction. The contents of the payload will vary for each operation.

The following snapshot shows a sample OBTRM _BODY of QUERYCONTRACT operation.



OBTRM_BODY will contain additional nodes for error response and warning response. A diagrammatic representation of the Error response is as shown below:



4.3.3 OBTRM_ERROR_RESP

The error response message will be sent from Oracle Banking Treasury Management when errors are raised in a transaction. The error response will have another tag 'ERROR' within it.

ERROR

The 'ERROR' node will have tags for error code and error description. The 'ERROR' node will be generated for each error raised by OBTR.

4.3.4 OBTRM_WARNING_RESP

The warning response message will be sent when overrides are raised in a transaction. The Warning response will have another tag 'WARNING' within it.

WARNING

This node will have tags for warning code and warning description. The 'WARNING' node will be generated for each override raised by OBTR.

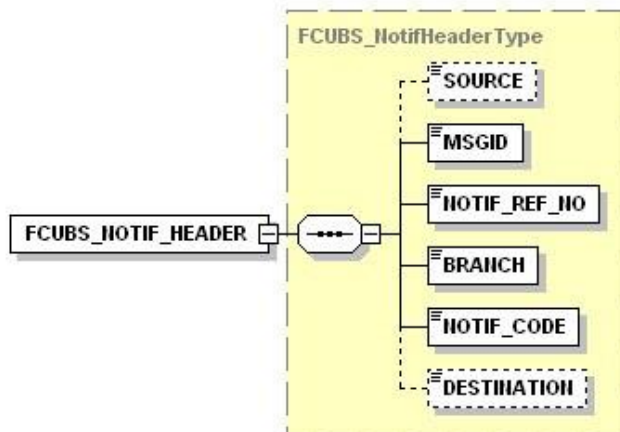
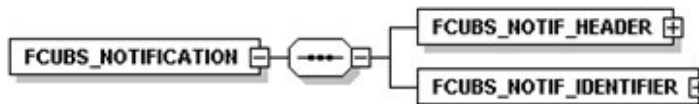
4.4 Oracle Banking Treasury Management NOTIFICATION

The notification messages are generated in a standard format. The notification messages will consist of two main components:

FCUBS_NOTIF_HEADER – This forms the header portion of a notification message. This contains a standard set of tags that can identify a notification. These tags are constant across all notification messages.

FCUBS_NOTIF_IDENTIFIER – This will identify the maintenance records based on the information provided under this node. The contents of this node will vary for each notification.

A diagrammatic representation of OBTR NOTIFICATION is as shown below:



4.4.1 FCUBS NOTIFICATION HEADER

The tags under FCUBS NOTIFICATION HEADER have been described below:

SOURCE

This indicates the name of the External system or the source of the message.

MSGID

This is the unique reference number generated by Oracle Banking Treasury Management.

NOTIF_REF_NO.

This unique reference number identifies each notification message generated in Oracle Banking Treasury Management.

BRANCH

This indicates the branch in which notification has been triggered.

NOTIF_CODE

This indicates the code for the notification that has been triggered.

DESTINATION

For incoming messages, the DESTINATION should be Oracle Banking Treasury Management. For response messages, system will populate the SOURCE of the request message as DESTINATION.

Refer 'Service-Documentation' available under 'Gateway' for details about each message.

5 Annexure – List of Messages

5.1 Introduction

This chapter lists out the various messages that fold under the purview of the following Gateway services:

- Inbound application integration – used when any external system needs to add, modify or query information within Oracle Banking Treasury Management
- Outbound application integration – used when any external system needs to be notified of the various events that occur within Oracle Banking Treasury Management.

5.2 Inbound Application Integration – Services

Oracle Banking Treasury Management UBS Inbound Application Gateway provides XML based 'Services'. These services consist of one or more 'Operations'. These operations can be invoked by any external system to perform the relevant operation in Oracle Banking Treasury Management UBS.

This chapter contains the following sections:

- [Section 5.2.1, "OBTRFXService"](#)
- [Section 5.2.2, "OBTRMMService"](#)
- [Section 5.2.3, "OBTRDVService"](#)
- [Section 5.2.4, "OBTROTSService"](#)
- [Section 5.2.5, "OBTRETDSService"](#)
- [Section 5.2.6, "OBTRSecuritiesService"](#)
- [Section 5.2.7, "OBTRSRService"](#)

5.2.1 OBTRFXService

All Foreign Exchange operations are logically grouped under a service called 'OBTRFXService'.

Oracle Banking Treasury Management supports the following operations under this service:

- AuthorizeContract
- AuthorizePayment
- AuthorizeProduct
- CreateContract
- CreatePayment
- CreateProduct
- DeleteContract
- DeletePayment
- DeleteProduct
- LiquidateContract
- ModifyContract
- ModifyProduct
- QueryContract
- QueryPayment
- QueryProduct

- ReverseContract
- ReversePayment
- RolloverContract

5.2.1.1 **Authorize Contract**

This is the operation code for Authorization of FX contract in Oracle Banking Treasury Management. It involves the following messages:

- AuthorizeContract-Req-Full- This is the request message to Authorize FX contract in Oracle Banking Treasury Management. An external system which intends to authorize a FX contract has to send the request in the format specified. The format of the message is called 'Full-screen', which includes all the fields (input fields and the display fields) as in the corresponding Oracle Banking Treasury Management front-end screen.
- AuthorizeContract-Req-IO- This is the request message to Authorize FX contract in Oracle Banking Treasury Management. An external system which intends to authorize a FX contract has to send the request in the specified format. The format of the message is called 'Input-only', which has only those fields that are actually required for authorizing a FX contract.
- AuthorizeContract-Res-Full- This is the response message which is sent back to the external system when a FX contract is successfully authorized in Oracle Banking Treasury Management. The format of the message is called 'Full-screen response', which includes all the fields (input fields and the display fields) as in the corresponding Oracle Banking Treasury Management screen.
- AuthorizeContract-Res-PK- This is the response message which is sent back to the external system when a FX contract is successfully authorized in Oracle Banking Treasury Management. The format of the message is called 'Primary-Key response', which includes only the primary key fields of the FX contract in the Oracle Banking Treasury Management data store.

5.2.1.2 **Authorize Payment**

This is the operation code for Authorization of FX Payment in Oracle Banking Treasury Management. It involves the following messages:

- AuthorizePayment-Req-Full- This is the request message to Authorize FX Payment in Oracle Banking Treasury Management. An external system which intends to authorize a FX Payment has to send the request in the format specified. The format of the message is called 'Full-screen', which includes all the fields (input fields and the display fields) as in the corresponding Oracle Banking Treasury Management front-end screen.
- AuthorizePayment-Req-IO- This is the request message to Authorize FX Payment in Oracle Banking Treasury Management. An external system which intends to authorize a FX contract has to send the request in the specified format. The format of the message is called 'Input-only', which has only those fields that are actually required for authorizing a FX Payment.
- AuthorizePayment-Res-Full- This is the response message which is sent back to the external system when a FX Payment is successfully authorized in Oracle Banking Treasury Management. The format of the message is called 'Full-screen response', which includes all the fields (input fields and the display fields) as in the corresponding Oracle Banking Treasury Management screen.
- AuthorizePayment-Res-PK- This is the response message which is sent back to the external system when a FX Payment is successfully authorized in Oracle Banking Treasury Management. The format of the message is called 'Primary-Key response', which includes only the primary key fields of the FX Payment in the Oracle Banking Treasury Management data store.

5.2.1.3 **Authorize Product**

This is the operation code for Authorization of FX Product in Oracle Banking Treasury Management. It involves the following messages:

- AuthorizeProduct-Req-Full- This is the request message to Authorize FX Product in Oracle Banking Treasury Management. An external system which intends to authorize a FX Product has to send the request in the format specified. The format of the message is called 'Full-screen', which includes all the fields (input fields and the display fields) as in the corresponding Oracle Banking Treasury Management front-end screen.
- AuthorizeProduct-Req-IO- This is the request message to Authorize FX Product in Oracle Banking Treasury Management. An external system which intends to authorize a FX contract has to send the request in the specified format. The format of the message is called 'Input-only', which has only those fields that are actually required for authorizing a FX Product.
- AuthorizeProduct-Res-Full- This is the response message which is sent back to the external system when a FX Product is successfully authorized in Oracle Banking Treasury Management. The format of the message is called 'Full-screen response', which includes all the fields (input fields and the display fields) as in the corresponding Oracle Banking Treasury Management screen.
- AuthorizeProduct-Res-PK- This is the response message which is sent back to the external system when a FX Product is successfully authorized in Oracle Banking Treasury Management. The format of the message is called 'Primary-Key response', which includes only the primary key fields of the FX Product in the Oracle Banking Treasury Management data store.

5.2.1.4 **Create Contract**

This is the operation code for creation of new FX contract in Oracle Banking Treasury Management. It involves the following messages:

- CreateContract-Req-Full- This is the request message to create new FX contract in Oracle Banking Treasury Management. An external system which intends to create a new FX contract has to send the request in the format specified. The format of the message is called 'Full-screen', which includes all the fields (input fields and the display fields) as in the corresponding Oracle Banking Treasury Management front-end screen.
- CreateContract-Req-IO- This is the request message to create new FX contract in Oracle Banking Treasury Management. An external system which intends to create a new FX contract has to send the request in the specified format. The format of the message is called 'Input-only', which has only those fields that are actually required for creating a FX contract.
- CreateContract-Res-Full- This is the response message which is sent back to the external system when a FX contract is successfully created in Oracle Banking Treasury Management. The format of the message is called 'Full-screen response', which includes all the fields (input fields and the display fields) as in the corresponding Oracle Banking Treasury Management screen.
- CreateContract-Res-PK- This is the response message which is sent back to the external system when a FX contract is successfully created in Oracle Banking Treasury Management. The format of the message is called 'Primary-Key response', which includes only the primary key fields of the FX contract in the Oracle Banking Treasury Management data store.

5.2.1.5 **Create Payment**

This is the operation code for creation of new FX Payment in Oracle Banking Treasury Management. It involves the following messages:

- CreatePayment-Req-Full- This is the request message to create new FX Payment in Oracle Banking Treasury Management. An external system which intends to create a new FX Payment has to send the request in the format specified. The format of the message is called 'Full-screen', which includes all the fields (input fields and the display fields) as in the corresponding Oracle Banking Treasury Management front-end screen.
- CreatePayment-Req-IO- This is the request message to create new FX Payment in Oracle Banking Treasury Management. An external system which intends to create a new FX Payment has to send the request in the specified format. The format of the message is called 'Input-only', which has only those fields that are actually required for creating a FX Payment.
- CreatePayment-Res-Full- This is the response message which is sent back to the external system when a FX Payment is successfully created in Oracle Banking Treasury Management. The format of the message is called 'Full-screen response', which includes all the fields (input fields and the display fields) as in the corresponding Oracle Banking Treasury Management screen.
- CreatePayment-Res-PK- This is the response message which is sent back to the external system when a FX Payment is successfully created in Oracle Banking Treasury Management. The format of the message is called 'Primary-Key response', which includes only the primary key fields of the FX Payment in the Oracle Banking Treasury Management data store.

5.2.1.6 **Create Product**

This is the operation code for creation of new FX Product in Oracle Banking Treasury Management. It involves the following messages:

- CreateProduct-Req-Full- This is the request message to create new FX Product in Oracle Banking Treasury Management. An external system which intends to create a new FX Product has to send the request in the format specified. The format of the message is called 'Full-screen', which includes all the fields (input fields and the display fields) as in the corresponding Oracle Banking Treasury Management front-end screen.
- CreateProduct-Req-IO- This is the request message to create new FX Product in Oracle Banking Treasury Management. An external system which intends to create a new FX Product has to send the request in the specified format. The format of the message is called 'Input-only', which has only those fields that are actually required for creating a FX Product.
- CreateProduct-Res-Full- This is the response message which is sent back to the external system when a FX Product is successfully created in Oracle Banking Treasury Management. The format of the message is called 'Full-screen response', which includes all the fields (input fields and the display fields) as in the corresponding Oracle Banking Treasury Management screen.
- CreateProduct-Res-PK- This is the response message which is sent back to the external system when a FX Product is successfully created in Oracle Banking Treasury Management. The format of the message is called 'Primary-Key response', which includes only the primary key fields of the FX Product in the Oracle Banking Treasury Management data store.

5.2.1.7 **Delete Contract**

This is the operation code for deletion of FX contract in Oracle Banking Treasury Management. It involves the following messages:

- DeleteContract-Req-Full- This is the request message to Delete FX contract in Oracle Banking Treasury Management. An external system which intends to delete a FX contract has to send the request in the format specified. The format of the message is called 'Full-screen', which includes all the fields (input fields and the display fields) as in the corresponding Oracle Banking Treasury Management front-end screen.
- DeleteContract-Req-IO- This is the request message to Delete FX contract in Oracle Banking Treasury Management. An external system which intends to delete a FX contract has to send the request in the specified format. The format of the message is called 'Input-only', which has only those fields that are actually required for deletion of a FX contract.
- DeleteContract-Res-Full- This is the response message which is sent back to the external system when a FX contract is successfully deleted in Oracle Banking Treasury Management. The format of the message is called 'Full-screen response', which includes all the fields (input fields and the display fields) as in the corresponding Oracle Banking Treasury Management screen.
- DeleteContract-Res-PK- This is the response message which is sent back to the external system when a FX contract is successfully deleted in Oracle Banking Treasury Management. The format of the message is called 'Primary-Key response', which includes only the primary key fields of the FX contract in the Oracle Banking Treasury Management data store.

5.2.1.8 **Delete Payment**

This is the operation code for deletion of FX Payment in Oracle Banking Treasury Management. It involves the following messages:

- DeletePayment-Req-Full- This is the request message to Delete FX Payment in Oracle Banking Treasury Management. An external system which intends to delete a FX Payment has to send the request in the format specified. The format of the message is called 'Full-screen', which includes all the fields (input fields and the display fields) as in the corresponding Oracle Banking Treasury Management front-end screen.
- DeletePayment-Req-IO- This is the request message to Delete FX Payment in Oracle Banking Treasury Management. An external system which intends to delete a FX Payment has to send the request in the specified format. The format of the message is called 'Input-only', which has only those fields that are actually required for deletion of a FX Payment.
- DeletePayment-Res-Full- This is the response message which is sent back to the external system when a FX Payment is successfully deleted in Oracle Banking Treasury Management. The format of the message is called 'Full-screen response', which includes all the fields (input fields and the display fields) as in the corresponding Oracle Banking Treasury Management screen.
- DeletePayment-Res-PK- This is the response message which is sent back to the external system when a FX Payment is successfully deleted in Oracle Banking Treasury Management. The format of the message is called 'Primary-Key response', which includes only the primary key fields of the FX Payment in the Oracle Banking Treasury Management data store.

5.2.1.9 DeleteProduct

This is the operation code for deletion of FX Product in Oracle Banking Treasury Management. It involves the following messages:

- DeleteProduct-Req-Full- This is the request message to Delete FX Product in Oracle Banking Treasury Management. An external system which intends to delete a FX Product has to send the request in the format specified. The format of the message is called 'Full-screen', which includes all the fields (input fields and the display fields) as in the corresponding Oracle Banking Treasury Management front-end screen.
- DeleteProduct-Req-IO- This is the request message to Delete FX Product in Oracle Banking Treasury Management. An external system which intends to delete a FX Product has to send the request in the specified format. The format of the message is called 'Input-only', which has only those fields that are actually required for deletion of a FX Product.
- DeleteProduct-Res-Full- This is the response message which is sent back to the external system when a FX Product is successfully deleted in Oracle Banking Treasury Management. The format of the message is called 'Full-screen response', which includes all the fields (input fields and the display fields) as in the corresponding Oracle Banking Treasury Management screen.
- DeleteProduct-Res-PK- This is the response message which is sent back to the external system when a FX Product is successfully deleted in Oracle Banking Treasury Management. The format of the message is called 'Primary-Key response', which includes only the primary key fields of the FX Product in the Oracle Banking Treasury Management data store.

5.2.1.10 Liquidate Contract

This is the operation code for liquidation of FX contract in Oracle Banking Treasury Management. It involves the following messages:

- LiquidateContract-Req-Full- This is the request message to Liquidate FX contract in Oracle Banking Treasury Management. An external system which intends to liquidate a FX contract has to send the request in the format specified. The format of the message is called 'Full-screen', which includes all the fields (input fields and the display fields) as in the corresponding Oracle Banking Treasury Management front-end screen.
- LiquidateContract-Req-IO- This is the request message to Liquidate FX contract in Oracle Banking Treasury Management. An external system which intends to liquidate a FX contract has to send the request in the specified format. The format of the message is called 'Input-only', which has only those fields that are actually required for deletion of a FX contract.
- LiquidateContract-Res-Full- This is the response message which is sent back to the external system when a FX contract is successfully liquidated in Oracle Banking Treasury Management. The format of the message is called 'Full-screen response', which includes all the fields (input fields and the display fields) as in the corresponding Oracle Banking Treasury Management screen.
- LiquidateContract-Res-PK- This is the response message which is sent back to the external system when a FX contract is successfully liquidated in Oracle Banking Treasury Management. The format of the message is called 'Primary-Key response', which includes only the primary key fields of the FX contract in the Oracle Banking Treasury Management data store.

5.2.1.11 **Modify Contract**

This is the operation code for modification of FX contract in Oracle Banking Treasury Management. It involves the following messages:

- **ModifyContract-Req-Full-** This is the request message to Modify FX contract in Oracle Banking Treasury Management. An external system which intends to modify a FX contract has to send the request in the format specified. The format of the message is called 'Full-screen', which includes all the fields (input fields and the display fields) as in the corresponding Oracle Banking Treasury Management front-end screen.
- **ModifyContract-Req-IO-** This is the request message to Modify FX contract in Oracle Banking Treasury Management. An external system which intends to modify a FX contract has to send the request in the specified format. The format of the message is called 'Input-only', which has only those fields that are actually required for deletion of a FX contract.
- **ModifyContract-Res-Full-** This is the response message which is sent back to the external system when a FX contract is successfully modified in Oracle Banking Treasury Management. The format of the message is called 'Full-screen response', which includes all the fields (input fields and the display fields) as in the corresponding Oracle Banking Treasury Management screen.
- **ModifyContract-Res-PK-** This is the response message which is sent back to the external system when a FX contract is successfully modified in Oracle Banking Treasury Management. The format of the message is called 'Primary-Key response', which includes only the primary key fields of the FX contract in the Oracle Banking Treasury Management data store.

5.2.1.12 **Modify Product**

This is the operation code for modification of FX Product in Oracle Banking Treasury Management. It involves the following messages:

- **ModifyProduct-Req-Full-** This is the request message to Modify FX Product in Oracle Banking Treasury Management. An external system which intends to modify a FX Product has to send the request in the format specified. The format of the message is called 'Full-screen', which includes all the fields (input fields and the display fields) as in the corresponding Oracle Banking Treasury Management front-end screen.
- **ModifyProduct-Req-IO-** This is the request message to Modify FX Product in Oracle Banking Treasury Management. An external system which intends to modify a FX Product has to send the request in the specified format. The format of the message is called 'Input-only', which has only those fields that are actually required for deletion of a FX Product.
- **ModifyProduct-Res-Full-** This is the response message which is sent back to the external system when a FX Product is successfully modified in Oracle Banking Treasury Management. The format of the message is called 'Full-screen response', which includes all the fields (input fields and the display fields) as in the corresponding Oracle Banking Treasury Management screen.
- **ModifyProduct-Res-PK-** This is the response message which is sent back to the external system when a FX Product is successfully modified in Oracle Banking Treasury Management. The format of the message is called 'Primary-Key response', which includes only the primary key fields of the FX Product in the Oracle Banking Treasury Management data store.

5.2.1.13 Query Contract

This is the operation code for querying FX contract in Oracle Banking Treasury Management. It involves the following messages:

- QueryContract-Req-IO- This is the request message to Query FX contract in Oracle Banking Treasury Management. An external system which intends to Query a FX contract has to send the request in the specified format. The format of the message is called 'Input-only', which has only those fields that are actually required for deletion of a FX contract.
- QueryContract-Res-Full- This is the response message which is sent back to the external system when a FX contract is successfully queried in Oracle Banking Treasury Management. The format of the message is called 'Full-screen response', which includes all the fields (input fields and the display fields) as in the corresponding Oracle Banking Treasury Management screen.

5.2.1.14 Query Payment

This is the operation code for querying FX Payment in Oracle Banking Treasury Management. It involves the following messages:

- QueryPayment-Req-IO- This is the request message to Query FX Payment in Oracle Banking Treasury Management. An external system which intends to Query a FX Payment has to send the request in the specified format. The format of the message is called 'Input-only', which has only those fields that are actually required for deletion of a FX Payment.
- QueryPayment-Res-Full- This is the response message which is sent back to the external system when a FX Payment is successfully queried in Oracle Banking Treasury Management. The format of the message is called 'Full-screen response', which includes all the fields (input fields and the display fields) as in the corresponding Oracle Banking Treasury Management screen.

5.2.1.15 Query Product

This is the operation code for querying FX Product in Oracle Banking Treasury Management. It involves the following messages:

- QueryProduct-Req-IO- This is the request message to Query FX Product in Oracle Banking Treasury Management. An external system which intends to Query a FX Product has to send the request in the specified format. The format of the message is called 'Input-only', which has only those fields that are actually required for deletion of a FX Product.
- QueryProduct-Res-Full- This is the response message which is sent back to the external system when a FX Product is successfully queried in Oracle Banking Treasury Management. The format of the message is called 'Full-screen response', which includes all the fields (input fields and the display fields) as in the corresponding Oracle Banking Treasury Management screen.

5.2.1.16 Reverse Contract

This is the operation code for reversal of FX contract in Oracle Banking Treasury Management. It involves the following messages:

- ReverseContract-Req-Full- This is the request message to Reverse FX contract in Oracle Banking Treasury Management. An external system which intends to reverse a FX contract has to send the request in the format specified. The format of the message

is called 'Full-screen', which includes all the fields (input fields and the display fields) as in the corresponding Oracle Banking Treasury Management front-end screen.

- ReverseContract-Req-IO- This is the request message to Reverse FX contract in Oracle Banking Treasury Management. An external system which intends to reverse a FX contract has to send the request in the specified format. The format of the message is called 'Input-only', which has only those fields that are actually required for deletion of a FX contract.
- ReverseContract-Res-Full- This is the response message which is sent back to the external system when a FX contract is successfully reversed in Oracle Banking Treasury Management. The format of the message is called 'Full-screen response', which includes all the fields (input fields and the display fields) as in the corresponding Oracle Banking Treasury Management screen.
- ReverseContract-Res-PK- This is the response message which is sent back to the external system when a FX contract is successfully reversed in Oracle Banking Treasury Management. The format of the message is called 'Primary-Key response', which includes only the primary key fields of the FX contract in the Oracle Banking Treasury Management data store.

5.2.1.17 Reverse Payment

This is the operation code for reversal of FX Payment in Oracle Banking Treasury Management. It involves the following messages:

- ReversePayment-Req-Full- This is the request message to Reverse FX Payment in Oracle Banking Treasury Management. An external system which intends to reverse a FX Payment has to send the request in the format specified. The format of the message is called 'Full-screen', which includes all the fields (input fields and the display fields) as in the corresponding Oracle Banking Treasury Management front-end screen.
- ReversePayment-Req-IO- This is the request message to Reverse FX Payment in Oracle Banking Treasury Management. An external system which intends to reverse a FX Payment has to send the request in the specified format. The format of the message is called 'Input-only', which has only those fields that are actually required for deletion of a FX Payment.
- ReversePayment-Res-Full- This is the response message which is sent back to the external system when a FX Payment is successfully reversed in Oracle Banking Treasury Management. The format of the message is called 'Full-screen response', which includes all the fields (input fields and the display fields) as in the corresponding Oracle Banking Treasury Management screen.
- ReversePayment-Res-PK- This is the response message which is sent back to the external system when a FX Payment is successfully reversed in Oracle Banking Treasury Management. The format of the message is called 'Primary-Key response', which includes only the primary key fields of the FX Payment in the Oracle Banking Treasury Management data store.

5.2.1.18 Rollover Contract

This is the operation code for rollover of FX contract in Oracle Banking Treasury Management. It involves the following messages:

- RolloverContract-Req-Full- This is the request message to Rollover FX contract in Oracle Banking Treasury Management. An external system which intends to Rollover a FX contract has to send the request in the format specified. The format of the message is called 'Full-screen', which includes all the fields (input fields and the display fields) as in the corresponding Oracle Banking Treasury Management front-end screen.

- RolloverContract-Req-IO- This is the request message to Rollover FX contract in Oracle Banking Treasury Management. An external system which intends to Rollover a FX contract has to send the request in the specified format. The format of the message is called 'Input-only', which has only those fields that are actually required for deletion of a FX contract.
- RolloverContract-Res-Full- This is the response message which is sent back to the external system when a FX contract is successfully rolled over in Oracle Banking Treasury Management. The format of the message is called 'Full-screen response', which includes all the fields (input fields and the display fields) as in the corresponding Oracle Banking Treasury Management screen.
- RolloverContract-Res-PK- This is the response message which is sent back to the external system when a FX contract is successfully rolled over in Oracle Banking Treasury Management. The format of the message is called 'Primary-Key response', which includes only the primary key fields of the FX contract in the Oracle Banking Treasury Management data store.

5.2.2 **OBTRMMService**

All Money Market operations are logically grouped under a service called 'OBTRMMService'.

Oracle Banking Treasury Management supports the following operations under this service:

- AuthorizeMMContract
- AuthorizeMMPayment
- AuthorizeMMVAmend
- AuthorizeProduct
- CloseMMContract
- CloseProduct
- CreateMMContract
- CreateProduct
- DeleteMMContract
- DeleteMMPayment
- DeleteMMVAmend
- DeleteProduct
- LiquidateMMContract
- ModifyMMContract
- ModifyMMPayment
- ModifyMMVAmend
- ModifyProduct
- QueryMMContract
- QueryMMPayment
- QueryMMVAmend
- QueryProduct
- ReopenProduct
- ReverseMMContract
- ReverseMMPayment
- RolloverMMContract

5.2.2.1 **AuthorizeMMContract**

This is the operation code for Authorization of MM contract in Oracle Banking Treasury Management. It involves the following messages:

- AuthorizeMMContract-Req-Full- This is the request message to Authorize MM contract in Oracle Banking Treasury Management. An external system which intends to authorize a MM contract has to send the request in the format specified. The format of the message is called 'Full-screen', which includes all the fields (input fields and the display fields) as in the corresponding Oracle Banking Treasury Management front-end screen.
- AuthorizeMMContract-Req-IO- This is the request message to Authorize MM contract in Oracle Banking Treasury Management. An external system which intends to authorize a MM contract has to send the request in the specified format. The format of the message is called 'Input-only', which has only those fields that are actually required for authorizing a MM contract.
- AuthorizeMMContract-Res-Full- This is the response message which is sent back to the external system when a MM contract is successfully authorized in Oracle Banking Treasury Management. The format of the message is called 'Full-screen response', which includes all the fields (input fields and the display fields) as in the corresponding Oracle Banking Treasury Management screen.
- AuthorizeMMContract-Res-PK- This is the response message which is sent back to the external system when a MM contract is successfully authorized in Oracle Banking Treasury Management. The format of the message is called 'Primary-Key response', which includes only the primary key fields of the MM contract in the Oracle Banking Treasury Management data store.

5.2.2.2 AuthorizeMMPayment

This is the operation code for Authorization of MM Payment in Oracle Banking Treasury Management. It involves the following messages:

- AuthorizeMMPayment-Req-Full- This is the request message to Authorize MM Payment in Oracle Banking Treasury Management. An external system which intends to authorize a MM Payment has to send the request in the format specified. The format of the message is called 'Full-screen', which includes all the fields (input fields and the display fields) as in the corresponding Oracle Banking Treasury Management front-end screen.
- AuthorizeMMPayment-Req-IO- This is the request message to Authorize MM Payment in Oracle Banking Treasury Management. An external system which intends to authorize a MM contract has to send the request in the specified format. The format of the message is called 'Input-only', which has only those fields that are actually required for authorizing a MM Payment.
- AuthorizeMMPayment-Res-Full- This is the response message which is sent back to the external system when a MM Payment is successfully authorized in Oracle Banking Treasury Management. The format of the message is called 'Full-screen response', which includes all the fields (input fields and the display fields) as in the corresponding Oracle Banking Treasury Management screen.
- AuthorizeMMPayment-Res-PK- This is the response message which is sent back to the external system when a MM Payment is successfully authorized in Oracle Banking Treasury Management. The format of the message is called 'Primary-Key response', which includes only the primary key fields of the MM Payment in the Oracle Banking Treasury Management data store.

5.2.2.3 AuthorizeMMVAmend

This is the operation code for Authorization of MM value date amendment in Oracle Banking Treasury Management. It involves the following messages:

- AuthorizeMMVAmend-Req-Full- This is the request message to Authorize MM value date amendment in Oracle Banking Treasury Management. An external system which

intends to authorize a MM value date amendment has to send the request in the format specified. The format of the message is called 'Full-screen', which includes all the fields (input fields and the display fields) as in the corresponding Oracle Banking Treasury Management front-end screen.

- AuthorizeMMVAmend-Req-IO- This is the request message to Authorize MM value date amendment in Oracle Banking Treasury Management. An external system which intends to authorize a MM contract has to send the request in the specified format. The format of the message is called 'Input-only', which has only those fields that are actually required for authorizing a MM value date amendment.
- AuthorizeMMVAmend-Res-Full- This is the response message which is sent back to the external system when a MM value date amendment is successfully authorized in Oracle Banking Treasury Management. The format of the message is called 'Full-screen response', which includes all the fields (input fields and the display fields) as in the corresponding Oracle Banking Treasury Management screen.
- AuthorizeMMVAmend-Res-PK- This is the response message which is sent back to the external system when a MM value date amendment is successfully authorized in Oracle Banking Treasury Management. The format of the message is called 'Primary-Key response', which includes only the primary key fields of the MM value date amendment in the Oracle Banking Treasury Management data store.

5.2.2.4 AuthorizeProduct

This is the operation code for Authorization of MM Product in Oracle Banking Treasury Management. It involves the following messages:

- AuthorizeProduct-Req-Full- This is the request message to Authorize MM Product in Oracle Banking Treasury Management. An external system which intends to authorize a MM Product has to send the request in the format specified. The format of the message is called 'Full-screen', which includes all the fields (input fields and the display fields) as in the corresponding Oracle Banking Treasury Management front-end screen.
- AuthorizeProduct-Req-IO- This is the request message to Authorize MM Product in Oracle Banking Treasury Management. An external system which intends to authorize a MM Product has to send the request in the specified format. The format of the message is called 'Input-only', which has only those fields that are actually required for authorizing a MM Product.
- AuthorizeProduct-Res-Full- This is the response message which is sent back to the external system when a MM Product is successfully authorized in Oracle Banking Treasury Management. The format of the message is called 'Full-screen response', which includes all the fields (input fields and the display fields) as in the corresponding Oracle Banking Treasury Management screen.
- AuthorizeProduct-Res-PK- This is the response message which is sent back to the external system when a MM Product is successfully authorized in Oracle Banking Treasury Management. The format of the message is called 'Primary-Key response', which includes only the primary key fields of the MM Product in the Oracle Banking Treasury Management data store.

5.2.2.5 CloseMMContract

This is the operation code for closure of new MM contract in Oracle Banking Treasury Management. It involves the following messages:

- CloseMMContract-Req-IO- This is the request message to close MM contract in Oracle Banking Treasury Management. An external system which intends to close a MM contract has to send the request in the specified format. The format of the

message is called 'Input-only', which has only those fields that are actually required for creating a MM contract.

- CloseMMContract-Res-PK- This is the response message which is sent back to the external system when a MM contract is successfully closed in Oracle Banking Treasury Management. The format of the message is called 'Primary-Key response', which includes only the primary key fields of the MM contract in the Oracle Banking Treasury Management data store.

5.2.2.6 **CloseProduct**

This is the operation code for closure of MM contract in Oracle Banking Treasury Management. It involves the following messages:

- CloseProduct-Req-IO- This is the request message to close MM Product in Oracle Banking Treasury Management. An external system which intends to close a MM Product has to send the request in the specified format. The format of the message is called 'Input-only', which has only those fields that are actually required for creating a MM Product.
- CloseProduct-Res-PK- This is the response message which is sent back to the external system when a MM Product is successfully closed in Oracle Banking Treasury Management. The format of the message is called 'Primary-Key response', which includes only the primary key fields of the MM Product in the Oracle Banking Treasury Management data store.

5.2.2.7 **CreateMMContract**

This is the operation code for creation of new MM contract in Oracle Banking Treasury Management. It involves the following messages:

- CreateMMContract-Req-Full- This is the request message to create new MM contract in Oracle Banking Treasury Management. An external system which intends to create a new MM contract has to send the request in the format specified. The format of the message is called 'Full-screen', which includes all the fields (input fields and the display fields) as in the corresponding Oracle Banking Treasury Management front-end screen.
- CreateMMContract-Req-IO- This is the request message to create new MM contract in Oracle Banking Treasury Management. An external system which intends to create a new MM contract has to send the request in the specified format. The format of the message is called 'Input-only', which has only those fields that are actually required for creating a MM contract.
- CreateMMContract-Res-Full- This is the response message which is sent back to the external system when a MM contract is successfully created in Oracle Banking Treasury Management. The format of the message is called 'Full-screen response', which includes all the fields (input fields and the display fields) as in the corresponding Oracle Banking Treasury Management screen.
- CreateMMContract-Res-PK- This is the response message which is sent back to the external system when a MM contract is successfully created in Oracle Banking Treasury Management. The format of the message is called 'Primary-Key response', which includes only the primary key fields of the MM contract in the Oracle Banking Treasury Management data store.

5.2.2.8 **Create Product**

This is the operation code for creation of new MM Product in Oracle Banking Treasury Management. It involves the following messages:

- CreateProduct-Req-Full- This is the request message to create new MM Product in Oracle Banking Treasury Management. An external system which intends to create a new MM Product has to send the request in the format specified. The format of the message is called 'Full-screen', which includes all the fields (input fields and the display fields) as in the corresponding Oracle Banking Treasury Management front-end screen.
- CreateProduct-Req-IO- This is the request message to create new MM Product in Oracle Banking Treasury Management. An external system which intends to create a new MM Product has to send the request in the specified format. The format of the message is called 'Input-only', which has only those fields that are actually required for creating a MM Product.
- CreateProduct-Res-Full- This is the response message which is sent back to the external system when a MM Product is successfully created in Oracle Banking Treasury Management. The format of the message is called 'Full-screen response', which includes all the fields (input fields and the display fields) as in the corresponding Oracle Banking Treasury Management screen.
- CreateProduct-Res-PK- This is the response message which is sent back to the external system when a MM Product is successfully created in Oracle Banking Treasury Management. The format of the message is called 'Primary-Key response', which includes only the primary key fields of the MM Product in the Oracle Banking Treasury Management data store.

5.2.2.9 Delete MM Contract

This is the operation code for deletion of MM contract in Oracle Banking Treasury Management. It involves the following messages:

- DeleteMMContract-Req-Full- This is the request message to Delete MM contract in Oracle Banking Treasury Management. An external system which intends to delete a MM contract has to send the request in the format specified. The format of the message is called 'Full-screen', which includes all the fields (input fields and the display fields) as in the corresponding Oracle Banking Treasury Management front-end screen.
- DeleteMMContract-Req-IO- This is the request message to Delete MM contract in Oracle Banking Treasury Management. An external system which intends to delete a MM contract has to send the request in the specified format. The format of the message is called 'Input-only', which has only those fields that are actually required for deletion of a MM contract.
- DeleteMMContract-Res-Full- This is the response message which is sent back to the external system when a MM contract is successfully deleted in Oracle Banking Treasury Management. The format of the message is called 'Full-screen response', which includes all the fields (input fields and the display fields) as in the corresponding Oracle Banking Treasury Management screen.
- DeleteMMContract-Res-PK- This is the response message which is sent back to the external system when a MM contract is successfully deleted in Oracle Banking Treasury Management. The format of the message is called 'Primary-Key response', which includes only the primary key fields of the MM contract in the Oracle Banking Treasury Management data store.

5.2.2.10 Delete MM Payment

This is the operation code for deletion of MM Payment in Oracle Banking Treasury Management. It involves the following messages:

- DeleteMMPayment-Req-Full- This is the request message to Delete MM Payment in Oracle Banking Treasury Management. An external system which intends to delete a MM Payment has to send the request in the format specified. The format of the

message is called 'Full-screen', which includes all the fields (input fields and the display fields) as in the corresponding Oracle Banking Treasury Management front-end screen.

- DeleteMMPayment-Req-IO- This is the request message to Delete MM Payment in Oracle Banking Treasury Management. An external system which intends to delete a MM Payment has to send the request in the specified format. The format of the message is called 'Input-only', which has only those fields that are actually required for deletion of a MM Payment.
- DeleteMMPayment-Res-Full- This is the response message which is sent back to the external system when a MM Payment is successfully deleted in Oracle Banking Treasury Management. The format of the message is called 'Full-screen response', which includes all the fields (input fields and the display fields) as in the corresponding Oracle Banking Treasury Management screen.
- DeleteMMPayment-Res-PK- This is the response message which is sent back to the external system when a MM Payment is successfully deleted in Oracle Banking Treasury Management. The format of the message is called 'Primary-Key response', which includes only the primary key fields of the MM Payment in the Oracle Banking Treasury Management data store.

5.2.2.11 Delete MM VAmend

This is the operation code for deletion of MM value date amendment in Oracle Banking Treasury Management. It involves the following messages:

- DeleteMMVAmend-Req-Full- This is the request message to Delete MM value date amendment in Oracle Banking Treasury Management. An external system which intends to delete a MM value date amendment has to send the request in the format specified. The format of the message is called 'Full-screen', which includes all the fields (input fields and the display fields) as in the corresponding Oracle Banking Treasury Management front-end screen.
- DeleteMMVAmend-Req-IO- This is the request message to Delete MM value date amendment in Oracle Banking Treasury Management. An external system which intends to delete a MM value date amendment has to send the request in the specified format. The format of the message is called 'Input-only', which has only those fields that are actually required for deletion of a MM value date amendment.
- DeleteMMVAmend-Res-Full- This is the response message which is sent back to the external system when a MM value date amendment is successfully deleted in Oracle Banking Treasury Management. The format of the message is called 'Full-screen response', which includes all the fields (input fields and the display fields) as in the corresponding Oracle Banking Treasury Management screen.
- DeleteMMVAmend-Res-PK- This is the response message which is sent back to the external system when a MM value date amendment is successfully deleted in Oracle Banking Treasury Management. The format of the message is called 'Primary-Key response', which includes only the primary key fields of the MM value date amendment in the Oracle Banking Treasury Management data store.

5.2.2.12 Delete Product

This is the operation code for deletion of MM Product in Oracle Banking Treasury Management. It involves the following messages:

- DeleteProduct-Req-Full- This is the request message to Delete MM Product in Oracle Banking Treasury Management. An external system which intends to delete a MM Product has to send the request in the format specified. The format of the message is called 'Full-screen', which includes all the fields (input fields and the display fields) as in the corresponding Oracle Banking Treasury Management front-end screen.

- DeleteProduct-Req-IO- This is the request message to Delete MM Product in Oracle Banking Treasury Management. An external system which intends to delete a MM Product has to send the request in the specified format. The format of the message is called 'Input-only', which has only those fields that are actually required for deletion of a MM Product.
- DeleteProduct-Res-Full- This is the response message which is sent back to the external system when a MM Product is successfully deleted in Oracle Banking Treasury Management. The format of the message is called 'Full-screen response', which includes all the fields (input fields and the display fields) as in the corresponding Oracle Banking Treasury Management screen.
- DeleteProduct-Res-PK- This is the response message which is sent back to the external system when a MM Product is successfully deleted in Oracle Banking Treasury Management. The format of the message is called 'Primary-Key response', which includes only the primary key fields of the MM Product in the Oracle Banking Treasury Management data store.

5.2.2.13 LiquidateMMContract

This is the operation code for liquidation of MM contract in Oracle Banking Treasury Management. It involves the following messages:

- LiquidateMMContract-Req-Full- This is the request message to Liquidate MM contract in Oracle Banking Treasury Management. An external system which intends to liquidate a MM contract has to send the request in the format specified. The format of the message is called 'Full-screen', which includes all the fields (input fields and the display fields) as in the corresponding Oracle Banking Treasury Management front-end screen.
- LiquidateMMContract-Req-IO- This is the request message to Liquidate MM contract in Oracle Banking Treasury Management. An external system which intends to liquidate a MM contract has to send the request in the specified format. The format of the message is called 'Input-only', which has only those fields that are actually required for deletion of a MM contract.
- LiquidateMMContract-Res-Full- This is the response message which is sent back to the external system when a MM contract is successfully liquidated in Oracle Banking Treasury Management. The format of the message is called 'Full-screen response', which includes all the fields (input fields and the display fields) as in the corresponding Oracle Banking Treasury Management screen.
- LiquidateMMContract-Res-PK- This is the response message which is sent back to the external system when a MM contract is successfully liquidated in Oracle Banking Treasury Management. The format of the message is called 'Primary-Key response', which includes only the primary key fields of the MM contract in the Oracle Banking Treasury Management data store.

5.2.2.14 ModifyMMContract

This is the operation code for modification of MM contract in Oracle Banking Treasury Management. It involves the following messages:

- ModifyMMContract-Req-Full- This is the request message to Modify MM contract in Oracle Banking Treasury Management. An external system which intends to modify a MM contract has to send the request in the format specified. The format of the message is called 'Full-screen', which includes all the fields (input fields and the display fields) as in the corresponding Oracle Banking Treasury Management front-end screen.
- ModifyMMContract-Req-IO- This is the request message to Modify MM contract in Oracle Banking Treasury Management. An external system which intends to modify a MM contract has to send the request in the specified format. The format of the message is called 'Input-only', which has only those fields that are actually required for deletion of a MM contract.

- **ModifyMMContract-Res-Full-** This is the response message which is sent back to the external system when a MM contract is successfully modified in Oracle Banking Treasury Management. The format of the message is called 'Full-screen response', which includes all the fields (input fields and the display fields) as in the corresponding Oracle Banking Treasury Management screen.
- **ModifyMMContract-Res-PK-** This is the response message which is sent back to the external system when a MM contract is successfully modified in Oracle Banking Treasury Management. The format of the message is called 'Primary-Key response', which includes only the primary key fields of the MM contract in the Oracle Banking Treasury Management data store.

5.2.2.15 ModifyMMPayment

This is the operation code for modification of MM Payment in Oracle Banking Treasury Management. It involves the following messages:

- **ModifyMMPayment-Req-Full-** This is the request message to Modify MM Payment in Oracle Banking Treasury Management. An external system which intends to modify a MM Payment has to send the request in the format specified. The format of the message is called 'Full-screen', which includes all the fields (input fields and the display fields) as in the corresponding Oracle Banking Treasury Management front-end screen.
- **ModifyMMPayment-Req-IO-** This is the request message to Modify MM Payment in Oracle Banking Treasury Management. An external system which intends to modify a MM Payment has to send the request in the specified format. The format of the message is called 'Input-only', which has only those fields that are actually required for deletion of a MM Payment.
- **ModifyMMPayment-Res-Full-** This is the response message which is sent back to the external system when a MM Payment is successfully modified in Oracle Banking Treasury Management. The format of the message is called 'Full-screen response', which includes all the fields (input fields and the display fields) as in the corresponding Oracle Banking Treasury Management screen.
- **ModifyMMPayment-Res-PK-** This is the response message which is sent back to the external system when a MM Payment is successfully modified in Oracle Banking Treasury Management. The format of the message is called 'Primary-Key response', which includes only the primary key fields of the MM Payment in the Oracle Banking Treasury Management data store.

5.2.2.16 ModifyMMVAmend

This is the operation code for modification of MM value date amendment in Oracle Banking Treasury Management. It involves the following messages:

- **ModifyMMVAmend-Req-Full-** This is the request message to Modify MM value date amendment in Oracle Banking Treasury Management. An external system which intends to modify a MM value date amendment has to send the request in the format specified. The format of the message is called 'Full-screen', which includes all the fields (input fields and the display fields) as in the corresponding Oracle Banking Treasury Management front-end screen.
- **ModifyMMVAmend-Req-IO-** This is the request message to Modify MM value date amendment in Oracle Banking Treasury Management. An external system which intends to modify a MM value date amendment has to send the request in the specified format. The format of the message is called 'Input-only', which has only those fields that are actually required for deletion of a MM VAm value date amendment end.

- **ModifyMMVAmend-Res-Full-** This is the response message which is sent back to the external system when a MM value date amendment is successfully modified in Oracle Banking Treasury Management. The format of the message is called 'Full-screen response', which includes all the fields (input fields and the display fields) as in the corresponding Oracle Banking Treasury Management screen.
- **ModifyMMVAmend-Res-PK-** This is the response message which is sent back to the external system when a MM value date amendment is successfully modified in Oracle Banking Treasury Management. The format of the message is called 'Primary-Key response', which includes only the primary key fields of the MM value date amendment in the Oracle Banking Treasury Management data store.

5.2.2.17 Modify Product

This is the operation code for modification of MM Product in Oracle Banking Treasury Management. It involves the following messages:

- **ModifyProduct-Req-Full-** This is the request message to Modify MM Product in Oracle Banking Treasury Management. An external system which intends to modify a MM Product has to send the request in the format specified. The format of the message is called 'Full-screen', which includes all the fields (input fields and the display fields) as in the corresponding Oracle Banking Treasury Management front-end screen.
- **ModifyProduct-Req-IO-** This is the request message to Modify MM Product in Oracle Banking Treasury Management. An external system which intends to modify a MM Product has to send the request in the specified format. The format of the message is called 'Input-only', which has only those fields that are actually required for deletion of a MM Product.
- **ModifyProduct-Res-Full-** This is the response message which is sent back to the external system when a MM Product is successfully modified in Oracle Banking Treasury Management. The format of the message is called 'Full-screen response', which includes all the fields (input fields and the display fields) as in the corresponding Oracle Banking Treasury Management screen.
- **ModifyProduct-Res-PK-** This is the response message which is sent back to the external system when a MM Product is successfully modified in Oracle Banking Treasury Management. The format of the message is called 'Primary-Key response', which includes only the primary key fields of the MM Product in the Oracle Banking Treasury Management data store.

5.2.2.18 QueryMMContract

This is the operation code for querying MM contract in Oracle Banking Treasury Management. It involves the following messages:

- **QueryMMContract-Req-IO-** This is the request message to Query MM contract in Oracle Banking Treasury Management. An external system which intends to Query a MM contract has to send the request in the specified format. The format of the message is called 'Input-only', which has only those fields that are actually required for deletion of a MM contract.
- **QueryMMContract-Res-Full-** This is the response message which is sent back to the external system when a MM contract is successfully queried in Oracle Banking Treasury Management. The format of the message is called 'Full-screen response', which includes all the fields (input fields and the display fields) as in the corresponding Oracle Banking Treasury Management screen.

5.2.2.19 QueryMMPayment

This is the operation code for querying MM Payment in Oracle Banking Treasury Management. It involves the following messages:

- QueryMMPayment-Req-IO- This is the request message to Query MM Payment in Oracle Banking Treasury Management. An external system which intends to Query a MM Payment has to send the request in the specified format. The format of the message is called 'Input-only', which has only those fields that are actually required for deletion of a MM Payment.
- QueryMMPayment-Res-Full- This is the response message which is sent back to the external system when a MM Payment is successfully queried in Oracle Banking Treasury Management. The format of the message is called 'Full-screen response', which includes all the fields (input fields and the display fields) as in the corresponding Oracle Banking Treasury Management screen.

5.2.2.20 QueryMMVAmend

This is the operation code for querying MM value date amendment in Oracle Banking Treasury Management. It involves the following messages:

- QueryMMVAmend-Req-IO- This is the request message to Query MM value date amendment in Oracle Banking Treasury Management. An external system which intends to Query a MM value date amendment has to send the request in the specified format. The format of the message is called 'Input-only', which has only those fields that are actually required for deletion of a MM value date amendment.
- QueryMMVAmend-Res-Full- This is the response message which is sent back to the external system when a MM value date amendment is successfully queried in Oracle Banking Treasury Management. The format of the message is called 'Full-screen response', which includes all the fields (input fields and the display fields) as in the corresponding Oracle Banking Treasury Management screen.

5.2.2.21 Query Product

This is the operation code for querying MM Product in Oracle Banking Treasury Management. It involves the following messages:

- QueryProduct-Req-IO- This is the request message to Query MM Product in Oracle Banking Treasury Management. An external system which intends to Query a MM Product has to send the request in the specified format. The format of the message is called 'Input-only', which has only those fields that are actually required for deletion of a MM Product.
- QueryProduct-Res-Full- This is the response message which is sent back to the external system when a MM Product is successfully queried in Oracle Banking Treasury Management. The format of the message is called 'Full-screen response', which includes all the fields (input fields and the display fields) as in the corresponding Oracle Banking Treasury Management screen.

5.2.2.22 Reopen Product

This is the operation code for Reopening MM Product in Oracle Banking Treasury Management. It involves the following messages:

- ReopenProduct-Req-IO- This is the request message to Reopen MM Product in Oracle Banking Treasury Management. An external system which intends to reopen a MM Product has to send the request in the specified format. The format of the

message is called 'Input-only', which has only those fields that are actually required for deletion of a MM Product.

- ReopenProduct-Res-Full- This is the response message which is sent back to the external system when a MM Product is successfully queried in Oracle Banking Treasury Management. The format of the message is called 'Full-screen response', which includes all the fields (input fields and the display fields) as in the corresponding Oracle Banking Treasury Management screen.

5.2.2.23 ReverseMMContract

This is the operation code for reversal of MM contract in Oracle Banking Treasury Management. It involves the following messages:

- ReverseMMContract-Req-Full- This is the request message to Reverse MM contract in Oracle Banking Treasury Management. An external system which intends to reverse a MM contract has to send the request in the format specified. The format of the message is called 'Full-screen', which includes all the fields (input fields and the display fields) as in the corresponding Oracle Banking Treasury Management front-end screen.
- ReverseMMContract-Req-IO- This is the request message to Reverse MM contract in Oracle Banking Treasury Management. An external system which intends to reverse a MM contract has to send the request in the specified format. The format of the message is called 'Input-only', which has only those fields that are actually required for deletion of a MM contract.
- ReverseMMContract-Res-Full- This is the response message which is sent back to the external system when a MM contract is successfully reversed in Oracle Banking Treasury Management. The format of the message is called 'Full-screen response', which includes all the fields (input fields and the display fields) as in the corresponding Oracle Banking Treasury Management screen.
- ReverseMMContract-Res-PK- This is the response message which is sent back to the external system when a MM contract is successfully reversed in Oracle Banking Treasury Management. The format of the message is called 'Primary-Key response', which includes only the primary key fields of the MM contract in the Oracle Banking Treasury Management data store.

5.2.2.24 ReverseMMPayment

This is the operation code for reversal of MM Payment in Oracle Banking Treasury Management. It involves the following messages:

- ReverseMMPayment-Req-Full- This is the request message to Reverse MM Payment in Oracle Banking Treasury Management. An external system which intends to reverse a MM Payment has to send the request in the format specified. The format of the message is called 'Full-screen', which includes all the fields (input fields and the display fields) as in the corresponding Oracle Banking Treasury Management front-end screen.
- ReverseMMPayment-Req-IO- This is the request message to Reverse MM Payment in Oracle Banking Treasury Management. An external system which intends to reverse a MM Payment has to send the request in the specified format. The format of the message is called 'Input-only', which has only those fields that are actually required for deletion of a MM Payment.
- ReverseMMPayment-Res-Full- This is the response message which is sent back to the external system when a MM Payment is successfully reversed in Oracle Banking Treasury Management. The format of the message is called 'Full-screen response', which includes all the fields (input fields and the display fields) as in the corresponding Oracle Banking Treasury Management screen.

- ReverseMMPayment-Res-PK- This is the response message which is sent back to the external system when a MM Payment is successfully reversed in Oracle Banking Treasury Management. The format of the message is called 'Primary-Key response', which includes only the primary key fields of the MM Payment in the Oracle Banking Treasury Management data store.

5.2.2.25 RolloverMMContract

This is the operation code for rollover of MM contract in Oracle Banking Treasury Management. It involves the following messages:

- RolloverMMContract-Req-Full- This is the request message to Rollover MM contract in Oracle Banking Treasury Management. An external system which intends to Rollover a MM contract has to send the request in the format specified. The format of the message is called 'Full-screen', which includes all the fields (input fields and the display fields) as in the corresponding Oracle Banking Treasury Management front-end screen.
- RolloverMMContract-Req-IO- This is the request message to Rollover MM contract in Oracle Banking Treasury Management. An external system which intends to Rollover a MM contract has to send the request in the specified format. The format of the message is called 'Input-only', which has only those fields that are actually required for deletion of a MM contract.
- RolloverMMContract-Res-Full- This is the response message which is sent back to the external system when a MM contract is successfully rolled over in Oracle Banking Treasury Management. The format of the message is called 'Full-screen response', which includes all the fields (input fields and the display fields) as in the corresponding Oracle Banking Treasury Management screen.
- RolloverMMContract-Res-PK- This is the response message which is sent back to the external system when a MM contract is successfully rolled over in Oracle Banking Treasury Management. The format of the message is called 'Primary-Key response', which includes only the primary key fields of the MM contract in the Oracle Banking Treasury Management data store.

5.2.3 OBTRDVService

All Derivatives operations are logically grouped under a service called 'OBTRDVService'.

Oracle Banking Treasury Management supports the following operations under this service:

- AuthorizeDVContract
- AuthorizeProduct
- CloseDVContract
- CloseProduct
- CreateDVContract
- CreateFairValueUpload
- CreateProduct
- DeleteDVContract
- DeleteProduct
- ModifyDVContract
- ModifyProduct
- QueryDVContract
- QueryProduct
- ReopenProduct
- ReverseDVContract

5.2.3.1 **AuthorizeDVContract**

This is the operation code for Authorization of DV contract in Oracle Banking Treasury Management. It involves the following messages:

- AuthorizeDVContract-Req-Full- This is the request message to Authorize DV contract in Oracle Banking Treasury Management. An external system which intends to authorize a DV contract has to send the request in the format specified. The format of the message is called 'Full-screen', which includes all the fields (input fields and the display fields) as in the corresponding Oracle Banking Treasury Management front-end screen.
- AuthorizeDVContract-Req-IO- This is the request message to Authorize DV contract in Oracle Banking Treasury Management. An external system which intends to authorize a DV contract has to send the request in the specified format. The format of the message is called 'Input-only', which has only those fields that are actually required for authorizing a DV contract.
- AuthorizeDVContract-Res-Full- This is the response message which is sent back to the external system when a DV contract is successfully authorized in Oracle Banking Treasury Management. The format of the message is called 'Full-screen response', which includes all the fields (input fields and the display fields) as in the corresponding Oracle Banking Treasury Management screen.
- AuthorizeDVContract-Res-PK- This is the response message which is sent back to the external system when a DV contract is successfully authorized in Oracle Banking Treasury Management. The format of the message is called 'Primary-Key response', which includes only the primary key fields of the DV contract in the Oracle Banking Treasury Management data store.

5.2.3.2 **AuthorizeProduct**

This is the operation code for Authorization of DV Product in Oracle Banking Treasury Management. It involves the following messages:

- AuthorizeProduct-Req-Full- This is the request message to Authorize DV Product in Oracle Banking Treasury Management. An external system which intends to authorize a DV Product has to send the request in the format specified. The format of the message is called 'Full-screen', which includes all the fields (input fields and the display fields) as in the corresponding Oracle Banking Treasury Management front-end screen.
- AuthorizeProduct-Req-IO- This is the request message to Authorize DV Product in Oracle Banking Treasury Management. An external system which intends to authorize a DV Product has to send the request in the specified format. The format of the message is called 'Input-only', which has only those fields that are actually required for authorizing a DV Product.
- AuthorizeProduct-Res-Full- This is the response message which is sent back to the external system when a DV Product is successfully authorized in Oracle Banking Treasury Management. The format of the message is called 'Full-screen response', which includes all the fields (input fields and the display fields) as in the corresponding Oracle Banking Treasury Management screen.
- AuthorizeProduct-Res-PK- This is the response message which is sent back to the external system when a DV Product is successfully authorized in Oracle Banking Treasury Management. The format of the message is called 'Primary-Key response', which includes only the primary key fields of the DV Product in the Oracle Banking Treasury Management data store.

5.2.3.3 CloseDVContract

This is the operation code for closure of new DV contract in Oracle Banking Treasury Management. It involves the following messages:

- CloseDVContract-Req-IO- This is the request message to close DV contract in Oracle Banking Treasury Management. An external system which intends to close a DV contract has to send the request in the specified format. The format of the message is called 'Input-only', which has only those fields that are actually required for creating a DV contract.
- CloseDVContract-Res-PK- This is the response message which is sent back to the external system when a DV contract is successfully closed in Oracle Banking Treasury Management. The format of the message is called 'Primary-Key response', which includes only the primary key fields of the DV contract in the Oracle Banking Treasury Management data store.

5.2.3.4 CloseProduct

This is the operation code for closure of DV contract in Oracle Banking Treasury Management. It involves the following messages:

- CloseProduct-Req-IO- This is the request message to close DV Product in Oracle Banking Treasury Management. An external system which intends to close a DV Product has to send the request in the specified format. The format of the message is called 'Input-only', which has only those fields that are actually required for creating a DV Product.
- CloseProduct-Res-PK- This is the response message which is sent back to the external system when a DV Product is successfully closed in Oracle Banking Treasury Management. The format of the message is called 'Primary-Key response', which includes only the primary key fields of the DV Product in the Oracle Banking Treasury Management data store.

5.2.3.5 CreateDVContract

This is the operation code for creation of new DV contract in Oracle Banking Treasury Management. It involves the following messages:

- CreateDVContract-Req-Full- This is the request message to create new DV contract in Oracle Banking Treasury Management. An external system which intends to create a new DV contract has to send the request in the format specified. The format of the message is called 'Full-screen', which includes all the fields (input fields and the display fields) as in the corresponding Oracle Banking Treasury Management front-end screen.
- CreateDVContract-Req-IO- This is the request message to create new DV contract in Oracle Banking Treasury Management. An external system which intends to create a new DV contract has to send the request in the specified format. The format of the message is called 'Input-only', which has only those fields that are actually required for creating a DV contract.
- CreateDVContract-Res-Full- This is the response message which is sent back to the external system when a DV contract is successfully created in Oracle Banking Treasury Management. The format of the message is called 'Full-screen response', which includes all the fields (input fields and the display fields) as in the corresponding Oracle Banking Treasury Management screen.
- CreateDVContract-Res-PK- This is the response message which is sent back to the external system when a DV contract is successfully created in Oracle Banking Treasury Management. The format of the message is called 'Primary-Key response', which

includes only the primary key fields of the DV contract in the Oracle Banking Treasury Management data store.

5.2.3.6 CreateFairValueUpload

This is the operation code for creation of new DV Fair Value Upload in Oracle Banking Treasury Management. It involves the following messages:

- **CreateFairValueUpload-Req-Full-** This is the request message to create new DV Fair Value Upload in Oracle Banking Treasury Management. An external system which intends to create a new DV Fair Value Upload has to send the request in the format specified. The format of the message is called 'Full-screen', which includes all the fields (input fields and the display fields) as in the corresponding Oracle Banking Treasury Management front-end screen.
- **CreateFairValueUpload-Req-IO-** This is the request message to create new DV Fair Value Upload in Oracle Banking Treasury Management. An external system which intends to create a new DV Fair Value Upload has to send the request in the specified format. The format of the message is called 'Input-only', which has only those fields that are actually required for creating a DV contract.
- **CreateFairValueUpload-Res-Full-** This is the response message which is sent back to the external system when a DV Fair Value Upload is successfully created in Oracle Banking Treasury Management. The format of the message is called 'Full-screen response', which includes all the fields (input fields and the display fields) as in the corresponding Oracle Banking Treasury Management screen.
- **CreateFairValueUpload-Res-PK-** This is the response message which is sent back to the external system when a DV Fair Value Upload is successfully created in Oracle Banking Treasury Management. The format of the message is called 'Primary-Key response', which includes only the primary key fields of the DV Fair Value Upload in the Oracle Banking Treasury Management data store.

5.2.3.7 Create Product

This is the operation code for creation of new DV Product in Oracle Banking Treasury Management. It involves the following messages:

- **CreateProduct-Req-Full-** This is the request message to create new DV Product in Oracle Banking Treasury Management. An external system which intends to create a new DV Product has to send the request in the format specified. The format of the message is called 'Full-screen', which includes all the fields (input fields and the display fields) as in the corresponding Oracle Banking Treasury Management front-end screen.
- **CreateProduct-Req-IO-** This is the request message to create new DV Product in Oracle Banking Treasury Management. An external system which intends to create a new DV Product has to send the request in the specified format. The format of the message is called 'Input-only', which has only those fields that are actually required for creating a DV Product.
- **CreateProduct-Res-Full-** This is the response message which is sent back to the external system when a DV Product is successfully created in Oracle Banking Treasury Management. The format of the message is called 'Full-screen response', which includes all the fields (input fields and the display fields) as in the corresponding Oracle Banking Treasury Management screen.
- **CreateProduct-Res-PK-** This is the response message which is sent back to the external system when a DV Product is successfully created in Oracle Banking Treasury Management. The format of the message is called 'Primary-Key response', which includes only the primary key fields of the DV Product in the Oracle Banking Treasury Management data store.

5.2.3.8 **Delete DV Contract**

This is the operation code for deletion of DV contract in Oracle Banking Treasury Management. It involves the following messages:

- DeleteDVContract-Req-Full- This is the request message to Delete DV contract in Oracle Banking Treasury Management. An external system which intends to delete a DV contract has to send the request in the format specified. The format of the message is called 'Full-screen', which includes all the fields (input fields and the display fields) as in the corresponding Oracle Banking Treasury Management front-end screen.
- DeleteDVContract-Req-IO- This is the request message to Delete DV contract in Oracle Banking Treasury Management. An external system which intends to delete a DV contract has to send the request in the specified format. The format of the message is called 'Input-only', which has only those fields that are actually required for deletion of a DV contract.
- DeleteDVContract-Res-Full- This is the response message which is sent back to the external system when a DV contract is successfully deleted in Oracle Banking Treasury Management. The format of the message is called 'Full-screen response', which includes all the fields (input fields and the display fields) as in the corresponding Oracle Banking Treasury Management screen.
- DeleteDVContract-Res-PK- This is the response message which is sent back to the external system when a DV contract is successfully deleted in Oracle Banking Treasury Management. The format of the message is called 'Primary-Key response', which includes only the primary key fields of the DV contract in the Oracle Banking Treasury Management data store.

5.2.3.9 **Delete Product**

This is the operation code for deletion of DV Product in Oracle Banking Treasury Management. It involves the following messages:

- DeleteProduct-Req-Full- This is the request message to Delete DV Product in Oracle Banking Treasury Management. An external system which intends to delete a DV Product has to send the request in the format specified. The format of the message is called 'Full-screen', which includes all the fields (input fields and the display fields) as in the corresponding Oracle Banking Treasury Management front-end screen.
- DeleteProduct-Req-IO- This is the request message to Delete DV Product in Oracle Banking Treasury Management. An external system which intends to delete a DV Product has to send the request in the specified format. The format of the message is called 'Input-only', which has only those fields that are actually required for deletion of a DV Product.
- DeleteProduct-Res-Full- This is the response message which is sent back to the external system when a DV Product is successfully deleted in Oracle Banking Treasury Management. The format of the message is called 'Full-screen response', which includes all the fields (input fields and the display fields) as in the corresponding Oracle Banking Treasury Management screen.
- DeleteProduct-Res-PK- This is the response message which is sent back to the external system when a DV Product is successfully deleted in Oracle Banking Treasury Management. The format of the message is called 'Primary-Key response', which includes only the primary key fields of the DV Product in the Oracle Banking Treasury Management data store.

5.2.3.10 **Modify DV Contract**

This is the operation code for modification of DV contract in Oracle Banking Treasury Management. It involves the following messages:

- **ModifyDVContract-Req-Full-** This is the request message to Modify DV contract in Oracle Banking Treasury Management. An external system which intends to modify a DV contract has to send the request in the format specified. The format of the message is called 'Full-screen', which includes all the fields (input fields and the display fields) as in the corresponding Oracle Banking Treasury Management front-end screen.
- **ModifyDVContract-Req-IO-** This is the request message to Modify DV contract in Oracle Banking Treasury Management. An external system which intends to modify a DV contract has to send the request in the specified format. The format of the message is called 'Input-only', which has only those fields that are actually required for deletion of a DV contract.
- **ModifyDVContract-Res-Full-** This is the response message which is sent back to the external system when a DV contract is successfully modified in Oracle Banking Treasury Management. The format of the message is called 'Full-screen response', which includes all the fields (input fields and the display fields) as in the corresponding Oracle Banking Treasury Management screen.
- **ModifyDVContract-Res-PK-** This is the response message which is sent back to the external system when a DV contract is successfully modified in Oracle Banking Treasury Management. The format of the message is called 'Primary-Key response', which includes only the primary key fields of the DV contract in the Oracle Banking Treasury Management data store.

5.2.3.11 **Modify Product**

This is the operation code for modification of DV Product in Oracle Banking Treasury Management. It involves the following messages:

- **ModifyProduct-Req-Full-** This is the request message to Modify DV Product in Oracle Banking Treasury Management. An external system which intends to modify a DV Product has to send the request in the format specified. The format of the message is called 'Full-screen', which includes all the fields (input fields and the display fields) as in the corresponding Oracle Banking Treasury Management front-end screen.
- **ModifyProduct-Req-IO-** This is the request message to Modify DV Product in Oracle Banking Treasury Management. An external system which intends to modify a DV Product has to send the request in the specified format. The format of the message is called 'Input-only', which has only those fields that are actually required for deletion of a DV Product.
- **ModifyProduct-Res-Full-** This is the response message which is sent back to the external system when a DV Product is successfully modified in Oracle Banking Treasury Management. The format of the message is called 'Full-screen response', which includes all the fields (input fields and the display fields) as in the corresponding Oracle Banking Treasury Management screen.
- **ModifyProduct-Res-PK-** This is the response message which is sent back to the external system when a DV Product is successfully modified in Oracle Banking Treasury Management. The format of the message is called 'Primary-Key response', which includes only the primary key fields of the DV Product in the Oracle Banking Treasury Management data store.

5.2.3.12 QueryDVContract

This is the operation code for querying DV contract in Oracle Banking Treasury Management. It involves the following messages:

- QueryDVContract-Req-IO- This is the request message to Query DV contract in Oracle Banking Treasury Management. An external system which intends to Query a DV contract has to send the request in the specified format. The format of the message is called 'Input-only', which has only those fields that are actually required for deletion of a DV contract.
- QueryDVContract-Res-Full- This is the response message which is sent back to the external system when a DV contract is successfully queried in Oracle Banking Treasury Management. The format of the message is called 'Full-screen response', which includes all the fields (input fields and the display fields) as in the corresponding Oracle Banking Treasury Management screen.

5.2.3.13 Query Product

This is the operation code for querying DV Product in Oracle Banking Treasury Management. It involves the following messages:

- QueryProduct-Req-IO- This is the request message to Query DV Product in Oracle Banking Treasury Management. An external system which intends to Query a DV Product has to send the request in the specified format. The format of the message is called 'Input-only', which has only those fields that are actually required for deletion of a DV Product.
- QueryProduct-Res-Full- This is the response message which is sent back to the external system when a DV Product is successfully queried in Oracle Banking Treasury Management. The format of the message is called 'Full-screen response', which includes all the fields (input fields and the display fields) as in the corresponding Oracle Banking Treasury Management screen.

5.2.3.14 Reopen Product

This is the operation code for Reopening DV Product in Oracle Banking Treasury Management. It involves the following messages:

- ReopenProduct-Req-IO- This is the request message to Reopen DV Product in Oracle Banking Treasury Management. An external system which intends to reopen a DV Product has to send the request in the specified format. The format of the message is called 'Input-only', which has only those fields that are actually required for deletion of a DV Product.
- ReopenProduct-Res-Full- This is the response message which is sent back to the external system when a DV Product is successfully queried in Oracle Banking Treasury Management. The format of the message is called 'Full-screen response', which includes all the fields (input fields and the display fields) as in the corresponding Oracle Banking Treasury Management screen.

5.2.3.15 Reverse DV Contract

This is the operation code for reversal of DV contract in Oracle Banking Treasury Management. It involves the following messages:

- ReverseDVContract-Req-Full- This is the request message to Reverse DV contract in Oracle Banking Treasury Management. An external system which intends to reverse a DV contract has to send the request in the format specified. The format of the message

is called 'Full-screen', which includes all the fields (input fields and the display fields) as in the corresponding Oracle Banking Treasury Management front-end screen.

- ReverseDVContract-Req-IO- This is the request message to Reverse DV contract in Oracle Banking Treasury Management. An external system which intends to reverse a DV contract has to send the request in the specified format. The format of the message is called 'Input-only', which has only those fields that are actually required for deletion of a DV contract.
- ReverseDVContract-Res-Full- This is the response message which is sent back to the external system when a DV contract is successfully reversed in Oracle Banking Treasury Management. The format of the message is called 'Full-screen response', which includes all the fields (input fields and the display fields) as in the corresponding Oracle Banking Treasury Management screen.
- ReverseDVContract-Res-PK- This is the response message which is sent back to the external system when a DV contract is successfully reversed in Oracle Banking Treasury Management. The format of the message is called 'Primary-Key response', which includes only the primary key fields of the DV contract in the Oracle Banking Treasury Management data store.

5.2.4 OBTROTService

All Options module operations are logically grouped under a service called 'OBTROTService'.

Oracle Banking Treasury Management supports the following operations under this service:

- AuthorizeContract
- AuthorizeExcercise
- AuthorizeKnockinKnockout
- AuthorizeProduct
- AuthorizeTermination
- CloseProduct
- CreateContract
- CreateExcercise
- CreateKnockinKnockout
- CreateProduct
- CreateTermination
- DeleteContract
- DeleteExcercise
- DeleteKnockinKnockout
- DeleteProduct
- DeleteTermination
- ModifyContract
- ModifyKnockinKnockout
- ModifyProduct
- QueryContract
- QueryExcercise
- QueryKnockinKnockout
- QueryProduct
- QueryTermination
- ReopenProduct
- ReverseContract

5.2.4.1 Authorize Contract

This is the operation code for Authorization of OT contract in Oracle Banking Treasury Management. It involves the following messages:

- **AuthorizeOTContract-Req-Full-** This is the request message to Authorize OT contract in Oracle Banking Treasury Management. An external system which intends to authorize an OT contract has to send the request in the format specified. The format of the message is called 'Full-screen', which includes all the fields (input fields and the display fields) as in the corresponding Oracle Banking Treasury Management front-end screen.
- **AuthorizeContract-Req-IO-** This is the request message to Authorize OT contract in Oracle Banking Treasury Management. An external system which intends to authorize an OT contract has to send the request in the specified format. The format of the message is called 'Input-only', which has only those fields that are actually required for authorizing an OT contract.
- **AuthorizeContract-Res-Full-** This is the response message which is sent back to the external system when an OT contract is successfully authorized in Oracle Banking Treasury Management. The format of the message is called 'Full-screen response', which includes all the fields (input fields and the display fields) as in the corresponding Oracle Banking Treasury Management screen.
- **AuthorizeContract-Res-PK-** This is the response message which is sent back to the external system when an OT contract is successfully authorized in Oracle Banking Treasury Management. The format of the message is called 'Primary-Key response', which includes only the primary key fields of the OT contract in the Oracle Banking Treasury Management data store.

5.2.4.2 Authorize Exercise

This is the operation code for Authorization of OT Exercise in Oracle Banking Treasury Management. It involves the following messages:

- **AuthorizeExercise-Req-Full-** This is the request message to Authorize OT Exercise in Oracle Banking Treasury Management. An external system which intends to authorize a OT Exercise has to send the request in the format specified. The format of the message is called 'Full-screen', which includes all the fields (input fields and the display fields) as in the corresponding Oracle Banking Treasury Management front-end screen.
- **AuthorizeExercise-Req-IO-** This is the request message to Authorize OT Exercise in Oracle Banking Treasury Management. An external system which intends to authorize a OT contract has to send the request in the specified format. The format of the message is called 'Input-only', which has only those fields that are actually required for authorizing a OT Exercise.
- **AuthorizeExercise-Res-Full-** This is the response message which is sent back to the external system when a OT Exercise is successfully authorized in Oracle Banking Treasury Management. The format of the message is called 'Full-screen response', which includes all the fields (input fields and the display fields) as in the corresponding Oracle Banking Treasury Management screen.
- **AuthorizeExercise-Res-PK-** This is the response message which is sent back to the external system when a OT Exercise is successfully authorized in Oracle Banking Treasury Management. The format of the message is called 'Primary-Key response', which includes only the primary key fields of the OT Exercise in the Oracle Banking Treasury Management data store.

5.2.4.3 **AuthorizeKnockinKnockout**

This is the operation code for Authorization of OT Knock in Knock out in Oracle Banking Treasury Management. It involves the following messages:

- AuthorizeKnockinKnockout-Req-Full- This is the request message to Authorize OT Knock in Knock out in Oracle Banking Treasury Management. An external system which intends to authorize a OT Knock in Knock out has to send the request in the format specified. The format of the message is called 'Full-screen', which includes all the fields (input fields and the display fields) as in the corresponding Oracle Banking Treasury Management front-end screen.
- AuthorizeKnockinKnockout-Req-IO- This is the request message to Authorize OT Knock in Knock out in Oracle Banking Treasury Management. An external system which intends to authorize a OT contract has to send the request in the specified format. The format of the message is called 'Input-only', which has only those fields that are actually required for authorizing a OT Knock in Knock out.
- AuthorizeKnockinKnockout-Res-Full- This is the response message which is sent back to the external system when a OT Knock in Knock out is successfully authorized in Oracle Banking Treasury Management. The format of the message is called 'Full-screen response', which includes all the fields (input fields and the display fields) as in the corresponding Oracle Banking Treasury Management screen.
- AuthorizeKnockinKnockout-Res-PK- This is the response message which is sent back to the external system when a OT Knock in Knock out is successfully authorized in Oracle Banking Treasury Management. The format of the message is called 'Primary-Key response', which includes only the primary key fields of the OT Knock in Knock out in the Oracle Banking Treasury Management data store.

5.2.4.4 **Authorize Product**

This is the operation code for Authorization of OT Product in Oracle Banking Treasury Management. It involves the following messages:

- AuthorizeProduct-Req-Full- This is the request message to Authorize OT Product in Oracle Banking Treasury Management. An external system which intends to authorize a OT Product has to send the request in the format specified. The format of the message is called 'Full-screen', which includes all the fields (input fields and the display fields) as in the corresponding Oracle Banking Treasury Management front-end screen.
- AuthorizeProduct-Req-IO- This is the request message to Authorize OT Product in Oracle Banking Treasury Management. An external system which intends to authorize a OT Product has to send the request in the specified format. The format of the message is called 'Input-only', which has only those fields that are actually required for authorizing a OT Product.
- AuthorizeProduct-Res-Full- This is the response message which is sent back to the external system when a OT Product is successfully authorized in Oracle Banking Treasury Management. The format of the message is called 'Full-screen response', which includes all the fields (input fields and the display fields) as in the corresponding Oracle Banking Treasury Management screen.
- AuthorizeProduct-Res-PK- This is the response message which is sent back to the external system when a OT Product is successfully authorized in Oracle Banking Treasury Management. The format of the message is called 'Primary-Key response', which includes only the primary key fields of the OT Product in the Oracle Banking Treasury Management data store.

5.2.4.5 Authorize Termination

This is the operation code for Authorization of OT Termination in Oracle Banking Treasury Management. It involves the following messages:

- **AuthorizeTermination-Req-Full-** This is the request message to Authorize OT Termination in Oracle Banking Treasury Management. An external system which intends to authorize a OT Termination has to send the request in the format specified. The format of the message is called 'Full-screen', which includes all the fields (input fields and the display fields) as in the corresponding Oracle Banking Treasury Management front-end screen.
- **AuthorizeTermination-Req-IO-** This is the request message to Authorize OT Termination in Oracle Banking Treasury Management. An external system which intends to authorize a OT contract has to send the request in the specified format. The format of the message is called 'Input-only', which has only those fields that are actually required for authorizing a OT Termination.
- **AuthorizeTermination-Res-Full-** This is the response message which is sent back to the external system when a OT Termination is successfully authorized in Oracle Banking Treasury Management. The format of the message is called 'Full-screen response', which includes all the fields (input fields and the display fields) as in the corresponding Oracle Banking Treasury Management screen.
- **AuthorizeTermination-Res-PK-** This is the response message which is sent back to the external system when a OT Termination is successfully authorized in Oracle Banking Treasury Management. The format of the message is called 'Primary-Key response', which includes only the primary key fields of the OT Termination in the Oracle Banking Treasury Management data store.

5.2.4.6 CloseProduct

This is the operation code for closure of OT contract in Oracle Banking Treasury Management. It involves the following messages:

- **CloseProduct-Req-IO-** This is the request message to close OT Product in Oracle Banking Treasury Management. An external system which intends to close a OT Product has to send the request in the specified format. The format of the message is called 'Input-only', which has only those fields that are actually required for creating a OT Product.
- **CloseProduct-Res-PK-** This is the response message which is sent back to the external system when a OT Product is successfully closed in Oracle Banking Treasury Management. The format of the message is called 'Primary-Key response', which includes only the primary key fields of the OT Product in the Oracle Banking Treasury Management data store.

5.2.4.7 CreateContract

This is the operation code for creation of new OT contract in Oracle Banking Treasury Management. It involves the following messages:

- **CreateContract-Req-Full-** This is the request message to create new OT contract in Oracle Banking Treasury Management. An external system which intends to create a new OT contract has to send the request in the format specified. The format of the message is called 'Full-screen', which includes all the fields (input fields and the display fields) as in the corresponding Oracle Banking Treasury Management front-end screen.
- **CreateContract-Req-IO-** This is the request message to create new OT contract in Oracle Banking Treasury Management. An external system which intends to create a new OT contract has to send the request in the specified format. The format of the

message is called 'Input-only', which has only those fields that are actually required for creating a OT contract.

- CreateContract-Res-Full- This is the response message which is sent back to the external system when a OT contract is successfully created in Oracle Banking Treasury Management. The format of the message is called 'Full-screen response', which includes all the fields (input fields and the display fields) as in the corresponding Oracle Banking Treasury Management screen.
- CreateContract-Res-PK- This is the response message which is sent back to the external system when a OT contract is successfully created in Oracle Banking Treasury Management. The format of the message is called 'Primary-Key response', which includes only the primary key fields of the OT contract in the Oracle Banking Treasury Management data store.

5.2.4.8 CreateExcercise

This is the operation code for creation of new OT Excercise in Oracle Banking Treasury Management. It involves the following messages:

- CreateExcercise-Req-Full- This is the request message to create new OT Excercise in Oracle Banking Treasury Management. An external system which intends to create a new OT Excercise has to send the request in the format specified. The format of the message is called 'Full-screen', which includes all the fields (input fields and the display fields) as in the corresponding Oracle Banking Treasury Management front-end screen.
- CreateExcercise-Req-IO- This is the request message to create new OT Excercise in Oracle Banking Treasury Management. An external system which intends to create a new OT Excercise has to send the request in the specified format. The format of the message is called 'Input-only', which has only those fields that are actually required for creating a OT Excercise.
- CreateExcercise-Res-Full- This is the response message which is sent back to the external system when a OT Excercise is successfully created in Oracle Banking Treasury Management. The format of the message is called 'Full-screen response', which includes all the fields (input fields and the display fields) as in the corresponding Oracle Banking Treasury Management screen.
- CreateExcercise-Res-PK- This is the response message which is sent back to the external system when a OT Excercise is successfully created in Oracle Banking Treasury Management. The format of the message is called 'Primary-Key response', which includes only the primary key fields of the OT Excercise in the Oracle Banking Treasury Management data store.

5.2.4.9 CreateKnockinKnockout

This is the operation code for creation of new OT KnockinKnockout in Oracle Banking Treasury Management. It involves the following messages:

- CreateKnockinKnockout-Req-Full- This is the request message to create new OT KnockinKnockout in Oracle Banking Treasury Management. An external system which intends to create a new OT KnockinKnockout has to send the request in the format specified. The format of the message is called 'Full-screen', which includes all the fields (input fields and the display fields) as in the corresponding Oracle Banking Treasury Management front-end screen.
- CreateKnockinKnockout-Req-IO- This is the request message to create new OT KnockinKnockout in Oracle Banking Treasury Management. An external system which intends to create a new OT KnockinKnockout has to send the request in the specified format. The format of the message is called 'Input-only', which has only those fields that are actually required for creating a OT KnockinKnockout.

- CreateKnockinKnockout-Res-Full- This is the response message which is sent back to the external system when a OT KnockinKnockout is successfully created in Oracle Banking Treasury Management. The format of the message is called 'Full-screen response', which includes all the fields (input fields and the display fields) as in the corresponding Oracle Banking Treasury Management screen.
- CreateKnockinKnockout-Res-PK- This is the response message which is sent back to the external system when a OT KnockinKnockout is successfully created in Oracle Banking Treasury Management. The format of the message is called 'Primary-Key response', which includes only the primary key fields of the OT KnockinKnockout in the Oracle Banking Treasury Management data store.

5.2.4.10 Create Product

This is the operation code for creation of new OT Product in Oracle Banking Treasury Management. It involves the following messages:

- CreateProduct-Req-Full- This is the request message to create new OT Product in Oracle Banking Treasury Management. An external system which intends to create a new OT Product has to send the request in the format specified. The format of the message is called 'Full-screen', which includes all the fields (input fields and the display fields) as in the corresponding Oracle Banking Treasury Management front-end screen.
- CreateProduct-Req-IO- This is the request message to create new OT Product in Oracle Banking Treasury Management. An external system which intends to create a new OT Product has to send the request in the specified format. The format of the message is called 'Input-only', which has only those fields that are actually required for creating a OT Product.
- CreateProduct-Res-Full- This is the response message which is sent back to the external system when a OT Product is successfully created in Oracle Banking Treasury Management. The format of the message is called 'Full-screen response', which includes all the fields (input fields and the display fields) as in the corresponding Oracle Banking Treasury Management screen.
- CreateProduct-Res-PK- This is the response message which is sent back to the external system when a OT Product is successfully created in Oracle Banking Treasury Management. The format of the message is called 'Primary-Key response', which includes only the primary key fields of the OT Product in the Oracle Banking Treasury Management data store.

5.2.4.11 Create Termination

This is the operation code for creation of new OT Termination in Oracle Banking Treasury Management. It involves the following messages:

- CreateTermination-Req-Full- This is the request message to create new OT Termination in Oracle Banking Treasury Management. An external system which intends to create a new OT Termination has to send the request in the format specified. The format of the message is called 'Full-screen', which includes all the fields (input fields and the display fields) as in the corresponding Oracle Banking Treasury Management front-end screen.
- CreateTermination-Req-IO- This is the request message to create new OT Termination in Oracle Banking Treasury Management. An external system which intends to create a new OT Termination has to send the request in the specified format. The format of the message is called 'Input-only', which has only those fields that are actually required for creating a OT Termination.
- CreateTermination-Res-Full- This is the response message which is sent back to the external system when a OT Termination is successfully created in Oracle Banking

Treasury Management. The format of the message is called 'Full-screen response', which includes all the fields (input fields and the display fields) as in the corresponding Oracle Banking Treasury Management screen.

- CreateTermination-Res-PK- This is the response message which is sent back to the external system when a OT Termination is successfully created in Oracle Banking Treasury Management. The format of the message is called 'Primary-Key response', which includes only the primary key fields of the OT Termination in the Oracle Banking Treasury Management data store.

5.2.4.12 Delete Contract

This is the operation code for deletion of OT contract in Oracle Banking Treasury Management. It involves the following messages:

- DeleteContract-Req-Full- This is the request message to Delete OT contract in Oracle Banking Treasury Management. An external system which intends to delete a OT contract has to send the request in the format specified. The format of the message is called 'Full-screen', which includes all the fields (input fields and the display fields) as in the corresponding Oracle Banking Treasury Management front-end screen.
- DeleteContract-Req-IO- This is the request message to Delete OT contract in Oracle Banking Treasury Management. An external system which intends to delete a OT contract has to send the request in the specified format. The format of the message is called 'Input-only', which has only those fields that are actually required for deletion of a OT contract.
- DeleteContract-Res-Full- This is the response message which is sent back to the external system when a OT contract is successfully deleted in Oracle Banking Treasury Management. The format of the message is called 'Full-screen response', which includes all the fields (input fields and the display fields) as in the corresponding Oracle Banking Treasury Management screen.
- DeleteContract-Res-PK- This is the response message which is sent back to the external system when a OT contract is successfully deleted in Oracle Banking Treasury Management. The format of the message is called 'Primary-Key response', which includes only the primary key fields of the OT contract in the Oracle Banking Treasury Management data store.

5.2.4.13 Delete Exercise

This is the operation code for deletion of OT Exercise in Oracle Banking Treasury Management. It involves the following messages:

- DeleteExercise-Req-Full- This is the request message to Delete OT Exercise in Oracle Banking Treasury Management. An external system which intends to delete a OT Exercise has to send the request in the format specified. The format of the message is called 'Full-screen', which includes all the fields (input fields and the display fields) as in the corresponding Oracle Banking Treasury Management front-end screen.
- DeleteExercise-Req-IO- This is the request message to Delete OT Exercise in Oracle Banking Treasury Management. An external system which intends to delete a OT Exercise has to send the request in the specified format. The format of the message is called 'Input-only', which has only those fields that are actually required for deletion of a OT Exercise.
- DeleteExercise-Res-Full- This is the response message which is sent back to the external system when a OT Exercise is successfully deleted in Oracle Banking Treasury Management. The format of the message is called 'Full-screen response',

which includes all the fields (input fields and the display fields) as in the corresponding Oracle Banking Treasury Management screen.

- DeleteExcercise-Res-PK- This is the response message which is sent back to the external system when a OT Excercise is successfully deleted in Oracle Banking Treasury Management. The format of the message is called 'Primary-Key response', which includes only the primary key fields of the OT Excercise in the Oracle Banking Treasury Management data store.

5.2.4.14 DeleteKnockinKnockout

This is the operation code for deletion of OT Knock in Knock out in Oracle Banking Treasury Management. It involves the following messages:

- DeleteKnockinKnockout-Req-Full- This is the request message to Delete OT Knock in Knock out in Oracle Banking Treasury Management. An external system which intends to delete a OT Knock in Knock out has to send the request in the format specified. The format of the message is called 'Full-screen', which includes all the fields (input fields and the display fields) as in the corresponding Oracle Banking Treasury Management front-end screen.
- DeleteKnockinKnockout-Req-IO- This is the request message to Delete OT Knock in Knock out in Oracle Banking Treasury Management. An external system which intends to delete a OT Knock in Knock out has to send the request in the specified format. The format of the message is called 'Input-only', which has only those fields that are actually required for deletion of a OT Knock in Knock out.
- DeleteKnockinKnockout-Res-Full- This is the response message which is sent back to the external system when a OT Knock in Knock out is successfully deleted in Oracle Banking Treasury Management. The format of the message is called 'Full-screen response', which includes all the fields (input fields and the display fields) as in the corresponding Oracle Banking Treasury Management screen.
- DeleteKnockinKnockout-Res-PK- This is the response message which is sent back to the external system when a OT Knock in Knock out is successfully deleted in Oracle Banking Treasury Management. The format of the message is called 'Primary-Key response', which includes only the primary key fields of the OT Knock in Knock out in the Oracle Banking Treasury Management data store.

5.2.4.15 Delete Product

This is the operation code for deletion of OT Product in Oracle Banking Treasury Management. It involves the following messages:

- DeleteProduct-Req-Full- This is the request message to Delete OT Product in Oracle Banking Treasury Management. An external system which intends to delete a OT Product has to send the request in the format specified. The format of the message is called 'Full-screen', which includes all the fields (input fields and the display fields) as in the corresponding Oracle Banking Treasury Management front-end screen.
- DeleteProduct-Req-IO- This is the request message to Delete OT Product in Oracle Banking Treasury Management. An external system which intends to delete a OT Product has to send the request in the specified format. The format of the message is called 'Input-only', which has only those fields that are actually required for deletion of a OT Product.
- DeleteProduct-Res-Full- This is the response message which is sent back to the external system when a OT Product is successfully deleted in Oracle Banking Treasury Management. The format of the message is called 'Full-screen response', which includes all the fields (input fields and the display fields) as in the corresponding Oracle Banking Treasury Management screen.

- DeleteProduct-Res-PK- This is the response message which is sent back to the external system when a OT Product is successfully deleted in Oracle Banking Treasury Management. The format of the message is called 'Primary-Key response', which includes only the primary key fields of the OT Product in the Oracle Banking Treasury Management data store.

5.2.4.16 Delete Termination

This is the operation code for deletion of OT Termination in Oracle Banking Treasury Management. It involves the following messages:

- DeleteTermination-Req-Full- This is the request message to Delete OT Termination in Oracle Banking Treasury Management. An external system which intends to delete a OT Termination has to send the request in the format specified. The format of the message is called 'Full-screen', which includes all the fields (input fields and the display fields) as in the corresponding Oracle Banking Treasury Management front-end screen.
- DeleteTermination-Req-IO- This is the request message to Delete OT Termination in Oracle Banking Treasury Management. An external system which intends to delete a OT Termination has to send the request in the specified format. The format of the message is called 'Input-only', which has only those fields that are actually required for deletion of a OT Termination.
- DeleteTermination-Res-Full- This is the response message which is sent back to the external system when a OT Termination is successfully deleted in Oracle Banking Treasury Management. The format of the message is called 'Full-screen response', which includes all the fields (input fields and the display fields) as in the corresponding Oracle Banking Treasury Management screen.
- DeleteTermination-Res-PK- This is the response message which is sent back to the external system when a OT Termination is successfully deleted in Oracle Banking Treasury Management. The format of the message is called 'Primary-Key response', which includes only the primary key fields of the OT Termination in the Oracle Banking Treasury Management data store.

5.2.4.17 Modify Contract

This is the operation code for modification of OT contract in Oracle Banking Treasury Management. It involves the following messages:

- ModifyContract-Req-Full- This is the request message to Modify OT contract in Oracle Banking Treasury Management. An external system which intends to modify a OT contract has to send the request in the format specified. The format of the message is called 'Full-screen', which includes all the fields (input fields and the display fields) as in the corresponding Oracle Banking Treasury Management front-end screen.
- ModifyContract-Req-IO- This is the request message to Modify OT contract in Oracle Banking Treasury Management. An external system which intends to modify a OT contract has to send the request in the specified format. The format of the message is called 'Input-only', which has only those fields that are actually required for deletion of a OT contract.
- ModifyContract-Res-Full- This is the response message which is sent back to the external system when a OT contract is successfully modified in Oracle Banking Treasury Management. The format of the message is called 'Full-screen response', which includes all the fields (input fields and the display fields) as in the corresponding Oracle Banking Treasury Management screen.
- ModifyContract-Res-PK- This is the response message which is sent back to the external system when a OT contract is successfully modified in Oracle Banking Treasury Management. The format of the message is called 'Primary-Key response',

which includes only the primary key fields of the OT contract in the Oracle Banking Treasury Management data store.

5.2.4.18 ModifyKnockinKnockout

This is the operation code for modification of OT KnockinKnockout in Oracle Banking Treasury Management. It involves the following messages:

- **ModifyKnockinKnockout-Req-Full-** This is the request message to Modify OT KnockinKnockout in Oracle Banking Treasury Management. An external system which intends to modify a OT KnockinKnockout has to send the request in the format specified. The format of the message is called 'Full-screen', which includes all the fields (input fields and the display fields) as in the corresponding Oracle Banking Treasury Management front-end screen.
- **ModifyKnockinKnockout-Req-IO-** This is the request message to Modify OT KnockinKnockout in Oracle Banking Treasury Management. An external system which intends to modify a OT KnockinKnockout has to send the request in the specified format. The format of the message is called 'Input-only', which has only those fields that are actually required for deletion of a OT KnockinKnockout.
- **ModifyKnockinKnockout-Res-Full-** This is the response message which is sent back to the external system when a OT KnockinKnockout is successfully modified in Oracle Banking Treasury Management. The format of the message is called 'Full-screen response', which includes all the fields (input fields and the display fields) as in the corresponding Oracle Banking Treasury Management screen.
- **ModifyKnockinKnockout-Res-PK-** This is the response message which is sent back to the external system when a OT KnockinKnockout is successfully modified in Oracle Banking Treasury Management. The format of the message is called 'Primary-Key response', which includes only the primary key fields of the OT KnockinKnockout in the Oracle Banking Treasury Management data store.

5.2.4.19 Modify Product

This is the operation code for modification of OT Product in Oracle Banking Treasury Management. It involves the following messages:

- **ModifyProduct-Req-Full-** This is the request message to Modify OT Product in Oracle Banking Treasury Management. An external system which intends to modify a OT Product has to send the request in the format specified. The format of the message is called 'Full-screen', which includes all the fields (input fields and the display fields) as in the corresponding Oracle Banking Treasury Management front-end screen.
- **ModifyProduct-Req-IO-** This is the request message to Modify OT Product in Oracle Banking Treasury Management. An external system which intends to modify a OT Product has to send the request in the specified format. The format of the message is called 'Input-only', which has only those fields that are actually required for deletion of a OT Product.
- **ModifyProduct-Res-Full-** This is the response message which is sent back to the external system when a OT Product is successfully modified in Oracle Banking Treasury Management. The format of the message is called 'Full-screen response', which includes all the fields (input fields and the display fields) as in the corresponding Oracle Banking Treasury Management screen.
- **ModifyProduct-Res-PK-** This is the response message which is sent back to the external system when a OT Product is successfully modified in Oracle Banking Treasury Management. The format of the message is called 'Primary-Key response', which includes only the primary key fields of the OT Product in the Oracle Banking Treasury Management data store.

5.2.4.20 Query Contract

This is the operation code for querying OT contract in Oracle Banking Treasury Management. It involves the following messages:

- QueryContract-Req-IO- This is the request message to Query OT contract in Oracle Banking Treasury Management. An external system which intends to Query a OT contract has to send the request in the specified format. The format of the message is called 'Input-only', which has only those fields that are actually required for deletion of a OT contract.
- QueryContract-Res-Full- This is the response message which is sent back to the external system when a OT contract is successfully queried in Oracle Banking Treasury Management. The format of the message is called 'Full-screen response', which includes all the fields (input fields and the display fields) as in the corresponding Oracle Banking Treasury Management screen.

5.2.4.21 Query Exercise

This is the operation code for querying OT Exercise in Oracle Banking Treasury Management. It involves the following messages:

- QueryExercise-Req-IO- This is the request message to Query OT Exercise in Oracle Banking Treasury Management. An external system which intends to Query a OT Exercise has to send the request in the specified format. The format of the message is called 'Input-only', which has only those fields that are actually required for deletion of a OT Exercise.
- QueryExercise-Res-Full- This is the response message which is sent back to the external system when a OT Exercise is successfully queried in Oracle Banking Treasury Management. The format of the message is called 'Full-screen response', which includes all the fields (input fields and the display fields) as in the corresponding Oracle Banking Treasury Management screen.

5.2.4.22 Query KnockinKnockout

This is the operation code for querying OT Knock in Knock out in Oracle Banking Treasury Management. It involves the following messages:

- QueryKnockinKnockout-Req-IO- This is the request message to Query OT Knock in Knock out in Oracle Banking Treasury Management. An external system which intends to Query a OT Knock in Knock out has to send the request in the specified format. The format of the message is called 'Input-only', which has only those fields that are actually required for deletion of a OT Knock in Knock out.
- QueryKnockinKnockout-Res-Full- This is the response message which is sent back to the external system when a OT Knock in Knock out is successfully queried in Oracle Banking Treasury Management. The format of the message is called 'Full-screen response', which includes all the fields (input fields and the display fields) as in the corresponding Oracle Banking Treasury Management screen.

5.2.4.23 Query Product

This is the operation code for querying OT Product in Oracle Banking Treasury Management. It involves the following messages:

- QueryProduct-Req-IO- This is the request message to Query OT Product in Oracle Banking Treasury Management. An external system which intends to Query a OT

Product has to send the request in the specified format. The format of the message is called 'Input-only', which has only those fields that are actually required for deletion of a OT Product.

- QueryProduct-Res-Full- This is the response message which is sent back to the external system when a OT Product is successfully queried in Oracle Banking Treasury Management. The format of the message is called 'Full-screen response', which includes all the fields (input fields and the display fields) as in the corresponding Oracle Banking Treasury Management screen.

5.2.4.24 Query Termination

This is the operation code for querying OT Termination in Oracle Banking Treasury Management. It involves the following messages:

- QueryTermination-Req-IO- This is the request message to Query OT Termination in Oracle Banking Treasury Management. An external system which intends to Query a OT Termination has to send the request in the specified format. The format of the message is called 'Input-only', which has only those fields that are actually required for deletion of a OT Termination.
- QueryTermination-Res-Full- This is the response message which is sent back to the external system when a OT Termination is successfully queried in Oracle Banking Treasury Management. The format of the message is called 'Full-screen response', which includes all the fields (input fields and the display fields) as in the corresponding Oracle Banking Treasury Management screen.

5.2.4.25 Reopen Product

This is the operation code for Reopening OT Product in Oracle Banking Treasury Management. It involves the following messages:

- ReopenProduct-Req-IO- This is the request message to Reopen OT Product in Oracle Banking Treasury Management. An external system which intends to reopen a OT Product has to send the request in the specified format. The format of the message is called 'Input-only', which has only those fields that are actually required for deletion of a OT Product.
- ReopenProduct-Res-Full- This is the response message which is sent back to the external system when a OT Product is successfully queried in Oracle Banking Treasury Management. The format of the message is called 'Full-screen response', which includes all the fields (input fields and the display fields) as in the corresponding Oracle Banking Treasury Management screen.

5.2.4.26 Reverse Contract

This is the operation code for reversal of OT contract in Oracle Banking Treasury Management. It involves the following messages:

- ReverseContract-Req-Full- This is the request message to Reverse OT contract in Oracle Banking Treasury Management. An external system which intends to reverse a OT contract has to send the request in the format specified. The format of the message is called 'Full-screen', which includes all the fields (input fields and the display fields) as in the corresponding Oracle Banking Treasury Management front-end screen.
- ReverseContract-Req-IO- This is the request message to Reverse OT contract in Oracle Banking Treasury Management. An external system which intends to reverse a OT contract has to send the request in the specified format. The format of the message is called 'Input-only', which has only those fields that are actually required for deletion of a OT contract.

- ReverseContract-Res-Full- This is the response message which is sent back to the external system when a OT contract is successfully reversed in Oracle Banking Treasury Management. The format of the message is called 'Full-screen response', which includes all the fields (input fields and the display fields) as in the corresponding Oracle Banking Treasury Management screen.
- ReverseContract-Res-PK- This is the response message which is sent back to the external system when a OT contract is successfully reversed in Oracle Banking Treasury Management. The format of the message is called 'Primary-Key response', which includes only the primary key fields of the OT contract in the Oracle Banking Treasury Management data store.

5.2.5 **OBTRETD Service**

All Exchange Traded Derivatives operations are logically grouped under a service called 'OBTRETDService'.

Oracle Banking Treasury Management supports the following operations under this service:

- AuthorizeETDCommodity
- AuthorizeETDInstrument
- AuthorizeETDLQDeal
- AuthorizeETDLSDeal
- AuthorizeETDMarginScheme
- AuthorizeETDPortfolio
- CreateETDCommodity
- CreateETDInstrument
- CreateETDLQDeal
- CreateETDLSDeal
- CreateETDMrgnSettle
- CreateETDPortfolio
- DeleteETDCommodity
- DeleteETDInstrument
- DeleteETDLQDeal
- DeleteETDLSDeal
- DeleteETDMrgnSettle
- DeleteETDPortfolio
- ModifyETDCommodity
- ModifyETDInstrument
- ModifyETDLQDeal
- ModifyETDLSDeal
- ModifyETDPortfolio
- QueryETDCommodity
- QueryETDInstrument
- QueryETDLQDeal
- QueryETDLSDeal
- QueryETDMrgnSettle
- QueryETDPortfolio

5.2.5.1 **Authorize ETD Commodity**

This is the operation code for Authorization of ETD Commodity in Oracle Banking Treasury Management. It involves the following messages:

- **AuthorizeETDCommodity-Req-Full-** This is the request message to Authorize ETD Commodity in Oracle Banking Treasury Management. An external system which intends to authorize a ETD Commodity has to send the request in the format specified. The format of the message is called 'Full-screen', which includes all the fields (input fields and the display fields) as in the corresponding Oracle Banking Treasury Management front-end screen.
- **AuthorizeETDCommodity-Req-IO-** This is the request message to Authorize ETD Commodity in Oracle Banking Treasury Management. An external system which intends to authorize a ETD Commodity has to send the request in the specified format. The format of the message is called 'Input-only', which has only those fields that are actually required for authorizing a ETD Commodity.
- **AuthorizeETDCommodity-Res-Full-** This is the response message which is sent back to the external system when a ETD Commodity is successfully authorized in Oracle Banking Treasury Management. The format of the message is called 'Full-screen response', which includes all the fields (input fields and the display fields) as in the corresponding Oracle Banking Treasury Management screen.
- **AuthorizeETDCommodity-Res-PK-** This is the response message which is sent back to the external system when a ETD Commodity is successfully authorized in Oracle Banking Treasury Management. The format of the message is called 'Primary-Key response', which includes only the primary key fields of the ETD Commodity in the Oracle Banking Treasury Management data store.

5.2.5.2 AuthorizeETDInstrument

This is the operation code for Authorization of ETD Instrument in Oracle Banking Treasury Management. It involves the following messages:

- **AuthorizeETDInstrument-Req-Full-** This is the request message to Authorize ETD Instrument in Oracle Banking Treasury Management. An external system which intends to authorize a ETD Instrument has to send the request in the format specified. The format of the message is called 'Full-screen', which includes all the fields (input fields and the display fields) as in the corresponding Oracle Banking Treasury Management front-end screen.
- **AuthorizeETDInstrument-Req-IO-** This is the request message to Authorize ETD Instrument in Oracle Banking Treasury Management. An external system which intends to authorize a ETD Commodity has to send the request in the specified format. The format of the message is called 'Input-only', which has only those fields that are actually required for authorizing a ETD Instrument.
- **AuthorizeETDInstrument-Res-Full-** This is the response message which is sent back to the external system when a ETD Instrument is successfully authorized in Oracle Banking Treasury Management. The format of the message is called 'Full-screen response', which includes all the fields (input fields and the display fields) as in the corresponding Oracle Banking Treasury Management screen.
- **AuthorizeETDInstrument-Res-PK-** This is the response message which is sent back to the external system when a ETD Instrument is successfully authorized in Oracle Banking Treasury Management. The format of the message is called 'Primary-Key response', which includes only the primary key fields of the ETD Instrument in the Oracle Banking Treasury Management data store.

5.2.5.3 AuthorizeETDLQDeal

This is the operation code for Authorization of ETD Liquidation deals in Oracle Banking Treasury Management. It involves the following messages:

- **AuthorizeETDLQDeal-Req-Full-** This is the request message to Authorize ETD Liquidation deals in Oracle Banking Treasury Management. An external system which

intends to authorize a ETD Liquidation deals has to send the request in the format specified. The format of the message is called 'Full-screen', which includes all the fields (input fields and the display fields) as in the corresponding Oracle Banking Treasury Management front-end screen.

- AuthorizeETDLQDeal-Req-IO- This is the request message to Authorize ETD Liquidation deals in Oracle Banking Treasury Management. An external system which intends to authorize a ETD Commodity has to send the request in the specified format. The format of the message is called 'Input-only', which has only those fields that are actually required for authorizing a ETD Liquidation deals.
- AuthorizeETDLQDeal-Res-Full- This is the response message which is sent back to the external system when a ETD Liquidation deals is successfully authorized in Oracle Banking Treasury Management. The format of the message is called 'Full-screen response', which includes all the fields (input fields and the display fields) as in the corresponding Oracle Banking Treasury Management screen.
- AuthorizeETDLQDeal-Res-PK- This is the response message which is sent back to the external system when a ETD Liquidation deals is successfully authorized in Oracle Banking Treasury Management. The format of the message is called 'Primary-Key response', which includes only the primary key fields of the ETD Liquidation deals in the Oracle Banking Treasury Management data store.

5.2.5.4 AuthorizeETDLSDeal

This is the operation code for Authorization of ETD Long Short deals in Oracle Banking Treasury Management. It involves the following messages:

- AuthorizeETDLSDeal-Req-Full- This is the request message to Authorize ETD Long Short deals in Oracle Banking Treasury Management. An external system which intends to authorize a ETD Long Short deals has to send the request in the format specified. The format of the message is called 'Full-screen', which includes all the fields (input fields and the display fields) as in the corresponding Oracle Banking Treasury Management front-end screen.
- AuthorizeETDLSDeal-Req-IO- This is the request message to Authorize ETD Long Short deals in Oracle Banking Treasury Management. An external system which intends to authorize a ETD Commodity has to send the request in the specified format. The format of the message is called 'Input-only', which has only those fields that are actually required for authorizing a ETD Long Short deals.
- AuthorizeETDLSDeal-Res-Full- This is the response message which is sent back to the external system when a ETD Long Short deals is successfully authorized in Oracle Banking Treasury Management. The format of the message is called 'Full-screen response', which includes all the fields (input fields and the display fields) as in the corresponding Oracle Banking Treasury Management screen.
- AuthorizeETDLSDeal-Res-PK- This is the response message which is sent back to the external system when a ETD Long Short deals is successfully authorized in Oracle Banking Treasury Management. The format of the message is called 'Primary-Key response', which includes only the primary key fields of the ETD Long Short deals in the Oracle Banking Treasury Management data store.

5.2.5.5 AuthorizeETDMarginScheme

This is the operation code for Authorization of ETD Margin Scheme in Oracle Banking Treasury Management. It involves the following messages:

- AuthorizeETDMarginScheme-Req-Full- This is the request message to Authorize ETD Margin Scheme in Oracle Banking Treasury Management. An external system which intends to authorize a ETD Margin Scheme has to send the request in the format

specified. The format of the message is called 'Full-screen', which includes all the fields (input fields and the display fields) as in the corresponding Oracle Banking Treasury Management front-end screen.

- AuthorizeETDMarginScheme-Req-IO- This is the request message to Authorize ETD Margin Scheme in Oracle Banking Treasury Management. An external system which intends to authorize a ETD Commodity has to send the request in the specified format. The format of the message is called 'Input-only', which has only those fields that are actually required for authorizing a ETD Margin Scheme.
- AuthorizeETDMarginScheme-Res-Full- This is the response message which is sent back to the external system when a ETD Margin Scheme is successfully authorized in Oracle Banking Treasury Management. The format of the message is called 'Full-screen response', which includes all the fields (input fields and the display fields) as in the corresponding Oracle Banking Treasury Management screen.
- AuthorizeETDMarginScheme-Res-PK- This is the response message which is sent back to the external system when a ETD Margin Scheme is successfully authorized in Oracle Banking Treasury Management. The format of the message is called 'Primary-Key response', which includes only the primary key fields of the ETD Margin Scheme in the Oracle Banking Treasury Management data store.

5.2.5.6 AuthorizeETDPortfolio

This is the operation code for Authorization of ETD Portfolio in Oracle Banking Treasury Management. It involves the following messages:

- AuthorizeETDPortfolio-Req-Full- This is the request message to Authorize ETD Portfolio in Oracle Banking Treasury Management. An external system which intends to authorize a ETD Portfolio has to send the request in the format specified. The format of the message is called 'Full-screen', which includes all the fields (input fields and the display fields) as in the corresponding Oracle Banking Treasury Management front-end screen.
- AuthorizeETDPortfolio-Req-IO- This is the request message to Authorize ETD Portfolio in Oracle Banking Treasury Management. An external system which intends to authorize a ETD Commodity has to send the request in the specified format. The format of the message is called 'Input-only', which has only those fields that are actually required for authorizing a ETD Portfolio.
- AuthorizeETDPortfolio-Res-Full- This is the response message which is sent back to the external system when a ETD Portfolio is successfully authorized in Oracle Banking Treasury Management. The format of the message is called 'Full-screen response', which includes all the fields (input fields and the display fields) as in the corresponding Oracle Banking Treasury Management screen.
- AuthorizeETDPortfolio-Res-PK- This is the response message which is sent back to the external system when a ETD Portfolio is successfully authorized in Oracle Banking Treasury Management. The format of the message is called 'Primary-Key response', which includes only the primary key fields of the ETD Portfolio in the Oracle Banking Treasury Management data store.

5.2.5.7 CreateETDCommodity

This is the operation code for creation of new ETD Commodity in Oracle Banking Treasury Management. It involves the following messages:

- CreateETDCommodity-Req-Full- This is the request message to create new ETD Commodity in Oracle Banking Treasury Management. An external system which

intends to create a new ETD Commodity has to send the request in the format specified. The format of the message is called 'Full-screen', which includes all the fields (input fields and the display fields) as in the corresponding Oracle Banking Treasury Management front-end screen.

- CreateETDCommodity-Req-IO- This is the request message to create new ETD Commodity in Oracle Banking Treasury Management. An external system which intends to create a new ETD Commodity has to send the request in the specified format. The format of the message is called 'Input-only', which has only those fields that are actually required for creating a ETD Commodity.
- CreateETDCommodity-Res-Full- This is the response message which is sent back to the external system when a ETD Commodity is successfully created in Oracle Banking Treasury Management. The format of the message is called 'Full-screen response', which includes all the fields (input fields and the display fields) as in the corresponding Oracle Banking Treasury Management screen.
- CreateETDCommodity-Res-PK- This is the response message which is sent back to the external system when a ETD Commodity is successfully created in Oracle Banking Treasury Management. The format of the message is called 'Primary-Key response', which includes only the primary key fields of the ETD Commodity in the Oracle Banking Treasury Management data store.

5.2.5.8 CreateETDInstrument

This is the operation code for creation of new ETD Instrument in Oracle Banking Treasury Management. It involves the following messages:

- CreateETDInstrument-Req-Full- This is the request message to create new ETD Instrument in Oracle Banking Treasury Management. An external system which intends to create a new ETD Instrument has to send the request in the format specified. The format of the message is called 'Full-screen', which includes all the fields (input fields and the display fields) as in the corresponding Oracle Banking Treasury Management front-end screen.
- CreateETDInstrument-Req-IO- This is the request message to create new ETD Instrument in Oracle Banking Treasury Management. An external system which intends to create a new ETD Instrument has to send the request in the specified format. The format of the message is called 'Input-only', which has only those fields that are actually required for creating a ETD Instrument.
- CreateETDInstrument-Res-Full- This is the response message which is sent back to the external system when a ETD Instrument is successfully created in Oracle Banking Treasury Management. The format of the message is called 'Full-screen response', which includes all the fields (input fields and the display fields) as in the corresponding Oracle Banking Treasury Management screen.
- CreateETDInstrument-Res-PK- This is the response message which is sent back to the external system when a ETD Instrument is successfully created in Oracle Banking Treasury Management. The format of the message is called 'Primary-Key response', which includes only the primary key fields of the ETD Instrument in the Oracle Banking Treasury Management data store.

5.2.5.9 CreateETDLQDeal

This is the operation code for creation of new ETD Liquidation deal in Oracle Banking Treasury Management. It involves the following messages:

- CreateETDLQDeal-Req-Full- This is the request message to create new ETD Liquidation deal in Oracle Banking Treasury Management. An external system which intends to create a new ETD Liquidation deal has to send the request in the format

specified. The format of the message is called 'Full-screen', which includes all the fields (input fields and the display fields) as in the corresponding Oracle Banking Treasury Management front-end screen.

- CreateETDLQDeal-Req-IO- This is the request message to create new ETD Liquidation deal in Oracle Banking Treasury Management. An external system which intends to create a new ETD Liquidation deal has to send the request in the specified format. The format of the message is called 'Input-only', which has only those fields that are actually required for creating a ETD Liquidation deal.
- CreateETDLQDeal-Res-Full- This is the response message which is sent back to the external system when a ETD Liquidation deal is successfully created in Oracle Banking Treasury Management. The format of the message is called 'Full-screen response', which includes all the fields (input fields and the display fields) as in the corresponding Oracle Banking Treasury Management screen.
- CreateETDLQDeal-Res-PK- This is the response message which is sent back to the external system when a ETD Liquidation deal is successfully created in Oracle Banking Treasury Management. The format of the message is called 'Primary-Key response', which includes only the primary key fields of the ETD Liquidation deal in the Oracle Banking Treasury Management data store.

5.2.5.10 CreateETDLSDeal

This is the operation code for creation of new ETD Long Short deals in Oracle Banking Treasury Management. It involves the following messages:

- CreateETDLSDeal-Req-Full- This is the request message to create new ETD Long Short deals in Oracle Banking Treasury Management. An external system which intends to create a new ETD Long Short deals has to send the request in the format specified. The format of the message is called 'Full-screen', which includes all the fields (input fields and the display fields) as in the corresponding Oracle Banking Treasury Management front-end screen.
- CreateETDLSDeal-Req-IO- This is the request message to create new ETD Long Short deals in Oracle Banking Treasury Management. An external system which intends to create a new ETD Long Short deals has to send the request in the specified format. The format of the message is called 'Input-only', which has only those fields that are actually required for creating a ETD Long Short deals.
- CreateETDLSDeal-Res-Full- This is the response message which is sent back to the external system when a ETD Long Short deals is successfully created in Oracle Banking Treasury Management. The format of the message is called 'Full-screen response', which includes all the fields (input fields and the display fields) as in the corresponding Oracle Banking Treasury Management screen.
- CreateETDLSDeal-Res-PK- This is the response message which is sent back to the external system when a ETD Long Short deals is successfully created in Oracle Banking Treasury Management. The format of the message is called 'Primary-Key response', which includes only the primary key fields of the ETD Long Short deals in the Oracle Banking Treasury Management data store.

5.2.5.11 CreateETDMrgnSettle

This is the operation code for creation of new ETD Margin Settlement in Oracle Banking Treasury Management. It involves the following messages:

- CreateETDMrgnSettle-Req-Full- This is the request message to create new ETD Margin Settlement in Oracle Banking Treasury Management. An external system which intends to create a new ETD Margin Settlement has to send the request in the format specified. The format of the message is called 'Full-screen', which includes all the fields

(input fields and the display fields) as in the corresponding Oracle Banking Treasury Management front-end screen.

- CreateETDMrgnSettle-Req-IO- This is the request message to create new ETD Margin Settlement in Oracle Banking Treasury Management. An external system which intends to create a new ETD Margin Settlement has to send the request in the specified format. The format of the message is called 'Input-only', which has only those fields that are actually required for creating a ETD Margin Settlement.
- CreateETDMrgnSettle-Res-Full- This is the response message which is sent back to the external system when a ETD Margin Settlement is successfully created in Oracle Banking Treasury Management. The format of the message is called 'Full-screen response', which includes all the fields (input fields and the display fields) as in the corresponding Oracle Banking Treasury Management screen.
- CreateETDMrgnSettle-Res-PK- This is the response message which is sent back to the external system when a ETD Margin Settlement is successfully created in Oracle Banking Treasury Management. The format of the message is called 'Primary-Key response', which includes only the primary key fields of the ETD Margin Settlement in the Oracle Banking Treasury Management data store.

5.2.5.12 CreateETDPortfolio

This is the operation code for creation of new ETD Portfolio in Oracle Banking Treasury Management. It involves the following messages:

- CreateETDPortfolio-Req-Full- This is the request message to create new ETD Portfolio in Oracle Banking Treasury Management. An external system which intends to create a new ETD Portfolio has to send the request in the format specified. The format of the message is called 'Full-screen', which includes all the fields (input fields and the display fields) as in the corresponding Oracle Banking Treasury Management front-end screen.
- CreateETDPortfolio-Req-IO- This is the request message to create new ETD Portfolio in Oracle Banking Treasury Management. An external system which intends to create a new ETD Portfolio has to send the request in the specified format. The format of the message is called 'Input-only', which has only those fields that are actually required for creating a ETD Portfolio.
- CreateETDPortfolio-Res-Full- This is the response message which is sent back to the external system when a ETD Portfolio is successfully created in Oracle Banking Treasury Management. The format of the message is called 'Full-screen response', which includes all the fields (input fields and the display fields) as in the corresponding Oracle Banking Treasury Management screen.
- CreateETDPortfolio-Res-PK- This is the response message which is sent back to the external system when a ETD Portfolio is successfully created in Oracle Banking Treasury Management. The format of the message is called 'Primary-Key response', which includes only the primary key fields of the ETD Portfolio in the Oracle Banking Treasury Management data store.

5.2.5.13 DeleteETDCommodity

This is the operation code for deletion of ETD Commodity in Oracle Banking Treasury Management. It involves the following messages:

- DeleteETDCommodity-Req-Full- This is the request message to Delete ETD Commodity in Oracle Banking Treasury Management. An external system which intends to delete a ETD Commodity has to send the request in the format specified. The format of the message is called 'Full-screen', which includes all the fields (input fields and the display fields) as in the corresponding Oracle Banking Treasury Management front-end screen.

- DeleteETDCommodity-Req-IO- This is the request message to Delete ETD Commodity in Oracle Banking Treasury Management. An external system which intends to delete a ETD Commodity has to send the request in the specified format. The format of the message is called 'Input-only', which has only those fields that are actually required for deletion of a ETD Commodity.
- DeleteETDCommodity-Res-Full- This is the response message which is sent back to the external system when a ETD Commodity is successfully deleted in Oracle Banking Treasury Management. The format of the message is called 'Full-screen response', which includes all the fields (input fields and the display fields) as in the corresponding Oracle Banking Treasury Management screen.
- DeleteETDCommodity-Res-PK- This is the response message which is sent back to the external system when a ETD Commodity is successfully deleted in Oracle Banking Treasury Management. The format of the message is called 'Primary-Key response', which includes only the primary key fields of the ETD Commodity in the Oracle Banking Treasury Management data store.

5.2.5.14 DeleteETDInstrument

This is the operation code for deletion of ETD Instrument in Oracle Banking Treasury Management. It involves the following messages:

- DeleteETDInstrument-Req-Full- This is the request message to Delete ETD Instrument in Oracle Banking Treasury Management. An external system which intends to delete a ETD Instrument has to send the request in the format specified. The format of the message is called 'Full-screen', which includes all the fields (input fields and the display fields) as in the corresponding Oracle Banking Treasury Management front-end screen.
- DeleteETDInstrument-Req-IO- This is the request message to Delete ETD Instrument in Oracle Banking Treasury Management. An external system which intends to delete a ETD Instrument has to send the request in the specified format. The format of the message is called 'Input-only', which has only those fields that are actually required for deletion of a ETD Instrument.
- DeleteETDInstrument-Res-Full- This is the response message which is sent back to the external system when a ETD Instrument is successfully deleted in Oracle Banking Treasury Management. The format of the message is called 'Full-screen response', which includes all the fields (input fields and the display fields) as in the corresponding Oracle Banking Treasury Management screen.
- DeleteETDInstrument-Res-PK- This is the response message which is sent back to the external system when a ETD Instrument is successfully deleted in Oracle Banking Treasury Management. The format of the message is called 'Primary-Key response', which includes only the primary key fields of the ETD Instrument in the Oracle Banking Treasury Management data store.

5.2.5.15 DeleteETDLQDeal

This is the operation code for deletion of ETD Liquidation deals in Oracle Banking Treasury Management. It involves the following messages:

- DeleteETDLQDeal-Req-Full- This is the request message to Delete ETD Liquidation deals in Oracle Banking Treasury Management. An external system which intends to delete a ETD Liquidation deals has to send the request in the format specified. The format of the message is called 'Full-screen', which includes all the fields (input fields and the display fields) as in the corresponding Oracle Banking Treasury Management front-end screen.
- DeleteETDLQDeal-Req-IO- This is the request message to Delete ETD Liquidation deals in Oracle Banking Treasury Management. An external system which intends to

delete a ETD Liquidation deals has to send the request in the specified format. The format of the message is called 'Input-only', which has only those fields that are actually required for deletion of a ETD Liquidation deals.

- DeleteETDLQDeal-Res-Full- This is the response message which is sent back to the external system when a ETD Liquidation deals is successfully deleted in Oracle Banking Treasury Management. The format of the message is called 'Full-screen response', which includes all the fields (input fields and the display fields) as in the corresponding Oracle Banking Treasury Management screen.
- DeleteETDLQDeal-Res-PK- This is the response message which is sent back to the external system when a ETD Liquidation deals is successfully deleted in Oracle Banking Treasury Management. The format of the message is called 'Primary-Key response', which includes only the primary key fields of the ETD Liquidation deals in the Oracle Banking Treasury Management data store.

5.2.5.16 DeleteETDLSDeal

This is the operation code for deletion of ETD Long Short deals in Oracle Banking Treasury Management. It involves the following messages:

- DeleteETDLSDeal-Req-Full- This is the request message to Delete ETD Long Short deals in Oracle Banking Treasury Management. An external system which intends to delete a ETD Long Short deals has to send the request in the format specified. The format of the message is called 'Full-screen', which includes all the fields (input fields and the display fields) as in the corresponding Oracle Banking Treasury Management front-end screen.
- DeleteETDLSDeal-Req-IO- This is the request message to Delete ETD Long Short deals in Oracle Banking Treasury Management. An external system which intends to delete a ETD Long Short deals has to send the request in the specified format. The format of the message is called 'Input-only', which has only those fields that are actually required for deletion of a ETD Long Short deals.
- DeleteETDLSDeal-Res-Full- This is the response message which is sent back to the external system when a ETD Long Short deals is successfully deleted in Oracle Banking Treasury Management. The format of the message is called 'Full-screen response', which includes all the fields (input fields and the display fields) as in the corresponding Oracle Banking Treasury Management screen.
- DeleteETDLSDeal-Res-PK- This is the response message which is sent back to the external system when a ETD Long Short deals is successfully deleted in Oracle Banking Treasury Management. The format of the message is called 'Primary-Key response', which includes only the primary key fields of the ETD Long Short deals in the Oracle Banking Treasury Management data store.

5.2.5.17 DeleteETDMrgnSettle

This is the operation code for deletion of ETD Margin Settlement in Oracle Banking Treasury Management. It involves the following messages:

- DeleteETDMrgnSettle-Req-Full- This is the request message to Delete ETD Margin Settlement in Oracle Banking Treasury Management. An external system which intends to delete a ETD Margin Settlement has to send the request in the format specified. The format of the message is called 'Full-screen', which includes all the fields (input fields and the display fields) as in the corresponding Oracle Banking Treasury Management front-end screen.
- DeleteETDMrgnSettle-Req-IO- This is the request message to Delete ETD Margin Settlement in Oracle Banking Treasury Management. An external system which intends to delete a ETD Margin Settlement has to send the request in the specified

format. The format of the message is called 'Input-only', which has only those fields that are actually required for deletion of a ETD Margin Settlement.

- DeleteETDMrgnSettle-Res-Full- This is the response message which is sent back to the external system when a ETD Margin Settlement is successfully deleted in Oracle Banking Treasury Management. The format of the message is called 'Full-screen response', which includes all the fields (input fields and the display fields) as in the corresponding Oracle Banking Treasury Management screen.
- DeleteETDMrgnSettle-Res-PK- This is the response message which is sent back to the external system when a ETD Margin Settlement is successfully deleted in Oracle Banking Treasury Management. The format of the message is called 'Primary-Key response', which includes only the primary key fields of the ETD Margin Settlement in the Oracle Banking Treasury Management data store

5.2.5.18 DeleteETDPortfolio

This is the operation code for deletion of ETD Portfolio in Oracle Banking Treasury Management. It involves the following messages:

- DeleteETDPortfolio-Req-Full- This is the request message to Delete ETD Portfolio in Oracle Banking Treasury Management. An external system which intends to delete a ETD Portfolio has to send the request in the format specified. The format of the message is called 'Full-screen', which includes all the fields (input fields and the display fields) as in the corresponding Oracle Banking Treasury Management front-end screen.
- DeleteETDPortfolio-Req-IO- This is the request message to Delete ETD Portfolio in Oracle Banking Treasury Management. An external system which intends to delete a ETD Portfolio has to send the request in the specified format. The format of the message is called 'Input-only', which has only those fields that are actually required for deletion of a ETD Portfolio.
- DeleteETDPortfolio-Res-Full- This is the response message which is sent back to the external system when a ETD Portfolio is successfully deleted in Oracle Banking Treasury Management. The format of the message is called 'Full-screen response', which includes all the fields (input fields and the display fields) as in the corresponding Oracle Banking Treasury Management screen.
- DeleteETDPortfolio-Res-PK- This is the response message which is sent back to the external system when a ETD Portfolio is successfully deleted in Oracle Banking Treasury Management. The format of the message is called 'Primary-Key response', which includes only the primary key fields of the ETD Portfolio in the Oracle Banking Treasury Management data store.

5.2.5.19 ModifyETDCommodity

This is the operation code for modification of ETD Commodity in Oracle Banking Treasury Management. It involves the following messages:

- ModifyETDCommodity-Req-Full- This is the request message to Modify ETD Commodity in Oracle Banking Treasury Management. An external system which intends to modify a ETD Commodity has to send the request in the format specified. The format of the message is called 'Full-screen', which includes all the fields (input fields and the display fields) as in the corresponding Oracle Banking Treasury Management front-end screen.
- ModifyETDCommodity-Req-IO- This is the request message to Modify ETD Commodity in Oracle Banking Treasury Management. An external system which intends to modify a ETD Commodity has to send the request in the specified format.

The format of the message is called 'Input-only', which has only those fields that are actually required for deletion of a ETD Commodity.

- **ModifyETDCommodity-Res-Full-** This is the response message which is sent back to the external system when a ETD Commodity is successfully modified in Oracle Banking Treasury Management. The format of the message is called 'Full-screen response', which includes all the fields (input fields and the display fields) as in the corresponding Oracle Banking Treasury Management screen.
- **ModifyETDCommodity-Res-PK-** This is the response message which is sent back to the external system when a ETD Commodity is successfully modified in Oracle Banking Treasury Management. The format of the message is called 'Primary-Key response', which includes only the primary key fields of the ETD Commodity in the Oracle Banking Treasury Management data store.

5.2.5.20 ModifyETDInstrument

This is the operation code for modification of ETD Instrument in Oracle Banking Treasury Management. It involves the following messages:

- **ModifyETDInstrument-Req-Full-** This is the request message to Modify ETD Instrument in Oracle Banking Treasury Management. An external system which intends to modify a ETD Instrument has to send the request in the format specified. The format of the message is called 'Full-screen', which includes all the fields (input fields and the display fields) as in the corresponding Oracle Banking Treasury Management front-end screen.
- **ModifyETDInstrument-Req-IO-** This is the request message to Modify ETD Instrument in Oracle Banking Treasury Management. An external system which intends to modify a ETD Instrument has to send the request in the specified format. The format of the message is called 'Input-only', which has only those fields that are actually required for deletion of a ETD Instrument.
- **ModifyETDInstrument-Res-Full-** This is the response message which is sent back to the external system when a ETD Instrument is successfully modified in Oracle Banking Treasury Management. The format of the message is called 'Full-screen response', which includes all the fields (input fields and the display fields) as in the corresponding Oracle Banking Treasury Management screen.
- **ModifyETDInstrument-Res-PK-** This is the response message which is sent back to the external system when a ETD Instrument is successfully modified in Oracle Banking Treasury Management. The format of the message is called 'Primary-Key response', which includes only the primary key fields of the ETD Instrument in the Oracle Banking Treasury Management data store.

5.2.5.21 ModifyETDLQDeal

This is the operation code for modification of ETD Liquidation deals in Oracle Banking Treasury Management. It involves the following messages:

- **ModifyETDLQDeal-Req-Full-** This is the request message to Modify ETD Liquidation deals in Oracle Banking Treasury Management. An external system which intends to modify a ETD Liquidation deals has to send the request in the format specified. The format of the message is called 'Full-screen', which includes all the fields (input fields and the display fields) as in the corresponding Oracle Banking Treasury Management front-end screen.
- **ModifyETDLQDeal-Req-IO-** This is the request message to Modify ETD Liquidation deals in Oracle Banking Treasury Management. An external system which intends to modify a ETD Liquidation deals has to send the request in the specified format. The

format of the message is called 'Input-only', which has only those fields that are actually required for deletion of a ETD VAm Liquidation deals end.

- **ModifyETDLQDeal-Res-Full-** This is the response message which is sent back to the external system when a ETD Liquidation deals is successfully modified in Oracle Banking Treasury Management. The format of the message is called 'Full-screen response', which includes all the fields (input fields and the display fields) as in the corresponding Oracle Banking Treasury Management screen.
- **ModifyETDLQDeal-Res-PK-** This is the response message which is sent back to the external system when a ETD Liquidation deals is successfully modified in Oracle Banking Treasury Management. The format of the message is called 'Primary-Key response', which includes only the primary key fields of the ETD Liquidation deals in the Oracle Banking Treasury Management data store.

5.2.5.22 ModifyETDLSDeal

This is the operation code for modification of ETD Long Short deals in Oracle Banking Treasury Management. It involves the following messages:

- **ModifyETDLSDeal-Req-Full-** This is the request message to Modify ETD Long Short deals in Oracle Banking Treasury Management. An external system which intends to modify a ETD Long Short deals has to send the request in the format specified. The format of the message is called 'Full-screen', which includes all the fields (input fields and the display fields) as in the corresponding Oracle Banking Treasury Management front-end screen.
- **ModifyETDLSDeal-Req-IO-** This is the request message to Modify ETD Long Short deals in Oracle Banking Treasury Management. An external system which intends to modify a ETD Long Short deals has to send the request in the specified format. The format of the message is called 'Input-only', which has only those fields that are actually required for deletion of a ETD Long Short deals.
- **ModifyETDLSDeal-Res-Full-** This is the response message which is sent back to the external system when a ETD Long Short deals is successfully modified in Oracle Banking Treasury Management. The format of the message is called 'Full-screen response', which includes all the fields (input fields and the display fields) as in the corresponding Oracle Banking Treasury Management screen.
- **ModifyETDLSDeal-Res-PK-** This is the response message which is sent back to the external system when a ETD Long Short deals is successfully modified in Oracle Banking Treasury Management. The format of the message is called 'Primary-Key response', which includes only the primary key fields of the ETD Long Short deals in the Oracle Banking Treasury Management data store.

5.2.5.23 ModifyETDPortfolio

This is the operation code for modification of ETD Portfolio in Oracle Banking Treasury Management. It involves the following messages:

- **ModifyETDPortfolio-Req-Full-** This is the request message to Modify ETD Portfolio in Oracle Banking Treasury Management. An external system which intends to modify a ETD Portfolio has to send the request in the format specified. The format of the message is called 'Full-screen', which includes all the fields (input fields and the display fields) as in the corresponding Oracle Banking Treasury Management front-end screen.
- **ModifyETDPortfolio-Req-IO-** This is the request message to Modify ETD Portfolio in Oracle Banking Treasury Management. An external system which intends to modify a ETD Portfolio has to send the request in the specified format. The format of the message is called 'Input-only', which has only those fields that are actually required for deletion of a ETD Portfolio.

- **ModifyETDPortfolio-Res-Full-** This is the response message which is sent back to the external system when a ETD Portfolio is successfully modified in Oracle Banking Treasury Management. The format of the message is called 'Full-screen response', which includes all the fields (input fields and the display fields) as in the corresponding Oracle Banking Treasury Management screen.
- **ModifyETDPortfolio-Res-PK-** This is the response message which is sent back to the external system when a ETD Portfolio is successfully modified in Oracle Banking Treasury Management. The format of the message is called 'Primary-Key response', which includes only the primary key fields of the ETD Portfolio in the Oracle Banking Treasury Management data store.

5.2.5.24 QueryETDCommodity

This is the operation code for querying ETD Commodity in Oracle Banking Treasury Management. It involves the following messages:

- **QueryETDCommodity-Req-IO-** This is the request message to Query ETD Commodity in Oracle Banking Treasury Management. An external system which intends to Query a ETD Commodity has to send the request in the specified format. The format of the message is called 'Input-only', which has only those fields that are actually required for deletion of a ETD Commodity.
- **QueryETDCommodity-Res-Full-** This is the response message which is sent back to the external system when a ETD Commodity is successfully queried in Oracle Banking Treasury Management. The format of the message is called 'Full-screen response', which includes all the fields (input fields and the display fields) as in the corresponding Oracle Banking Treasury Management screen.

5.2.5.25 QueryETDInstrument

This is the operation code for querying ETD Instrument in Oracle Banking Treasury Management. It involves the following messages:

- **QueryETDInstrument-Req-IO-** This is the request message to Query ETD Instrument in Oracle Banking Treasury Management. An external system which intends to Query a ETD Instrument has to send the request in the specified format. The format of the message is called 'Input-only', which has only those fields that are actually required for deletion of a ETD Instrument.
- **QueryETDInstrument-Res-Full-** This is the response message which is sent back to the external system when a ETD Instrument is successfully queried in Oracle Banking Treasury Management. The format of the message is called 'Full-screen response', which includes all the fields (input fields and the display fields) as in the corresponding Oracle Banking Treasury Management screen.

5.2.5.26 QueryETDLQDeal

This is the operation code for querying ETD Liquidation deals in Oracle Banking Treasury Management. It involves the following messages:

- **QueryETDLQDeal-Req-IO-** This is the request message to Query ETD Liquidation deals in Oracle Banking Treasury Management. An external system which intends to Query a ETD Liquidation deals has to send the request in the specified format. The format of the message is called 'Input-only', which has only those fields that are actually required for deletion of a ETD Liquidation deals.
- **QueryETDLQDeal-Res-Full-** This is the response message which is sent back to the external system when a ETD Liquidation deals is successfully queried in Oracle Banking Treasury Management. The format of the message is called 'Full-screen

response', which includes all the fields (input fields and the display fields) as in the corresponding Oracle Banking Treasury Management screen.

5.2.5.27 QueryETDLSDeal

This is the operation code for querying ETD Long Short deals in Oracle Banking Treasury Management. It involves the following messages:

- QueryETDLSDeal-Req-IO- This is the request message to Query ETD Long Short deals in Oracle Banking Treasury Management. An external system which intends to Query a ETD Long Short deals has to send the request in the specified format. The format of the message is called 'Input-only', which has only those fields that are actually required for deletion of a ETD Long Short deals.
- QueryETDLSDeal-Res-Full- This is the response message which is sent back to the external system when a ETD Long Short deals is successfully queried in Oracle Banking Treasury Management. The format of the message is called 'Full-screen response', which includes all the fields (input fields and the display fields) as in the corresponding Oracle Banking Treasury Management screen.

5.2.5.28 QueryETDMrgnSettle

This is the operation code for querying ETD Margin Settlement in Oracle Banking Treasury Management. It involves the following messages:

- QueryETDMrgnSettle-Req-IO- This is the request message to Query ETD Margin Settlement in Oracle Banking Treasury Management. An external system which intends to Query a ETD Margin Settlement has to send the request in the specified format. The format of the message is called 'Input-only', which has only those fields that are actually required for deletion of a ETD Margin Settlement.
- QueryETDMrgnSettle-Res-Full- This is the response message which is sent back to the external system when a ETD Margin Settlement is successfully queried in Oracle Banking Treasury Management. The format of the message is called 'Full-screen response', which includes all the fields (input fields and the display fields) as in the corresponding Oracle Banking Treasury Management screen.

5.2.5.29 QueryETDPortfolio

This is the operation code for querying ETD Portfolio in Oracle Banking Treasury Management. It involves the following messages:

- QueryETDPortfolio-Req-IO- This is the request message to Query ETD Portfolio in Oracle Banking Treasury Management. An external system which intends to Query a ETD Portfolio has to send the request in the specified format. The format of the message is called 'Input-only', which has only those fields that are actually required for deletion of a ETD Portfolio.
- QueryETDPortfolio-Res-Full- This is the response message which is sent back to the external system when a ETD Portfolio is successfully queried in Oracle Banking Treasury Management. The format of the message is called 'Full-screen response', which includes all the fields (input fields and the display fields) as in the corresponding Oracle Banking Treasury Management screen.

5.2.6 **OBTRSecuritiesService**

All Securities module operations are logically grouped under a service called 'OBTRSecuritiesService'.

Oracle Banking Treasury Management supports the following operations under this service:

- AuthorizeSecBlockDeal
- AuthorizeSecInstrument
- AuthorizeSecuritiesDeal
- AuthorizeSecuritiesPortfolio
- AuthorizeSEDealBlockRelease
- CloseSecBlockDeal
- CloseSecInstrument
- CloseSecuritiesDeal
- CloseSecuritiesPortfolio
- CreateSecBlockDeal
- CreateSecInstrument
- CreateSecuritiesDeal
- CreateSecuritiesPortfolio
- CreateSEDealBlockRelease
- DeleteSecBlockDeal
- DeleteSecInstrument
- DeleteSecuritiesDeal
- DeleteSecuritiesPortfolio
- DeleteSEDealBlockRelease
- LiquidateSecBlockDeal
- LiquidateSecuritiesDeal
- LiquidateSEDealBlockRelease
- ModifySecBlockDeal
- ModifySecInstrument
- ModifySecuritiesDeal
- ModifySecuritiesPortfolio
- ModifySEDealBlockRelease
- QuerySecBlockDeal
- QuerySecInstrument
- QuerySecuritiesDeal
- QuerySecuritiesPortfolio
- QuerySEDealBlockRelease
- ReopenSecInstrument
- ReopenSecuritiesDeal
- ReopenSecuritiesPortfolio
- ReverseSecBlockDeal
- ReverseSecuritiesDeal
- RolloverSecuritiesDeal

5.2.6.1 **AuthorizeSecBlockDeal**

This is the operation code for Authorization of Securities Block Deal in Oracle Banking Treasury Management. It involves the following messages:

- AuthorizeSecBlockDeal-Req-Full- This is the request message to Authorize Securities Block Deal in Oracle Banking Treasury Management. An external system which intends to authorize a Securities Block Deal has to send the request in the format specified.

The format of the message is called 'Full-screen', which includes all the fields (input fields and the display fields) as in the corresponding Oracle Banking Treasury Management front-end screen.

- AuthorizeSecBlockDeal-Req-IO- This is the request message to Authorize Securities Block Deal in Oracle Banking Treasury Management. An external system which intends to authorize a Securities Block Deal has to send the request in the specified format. The format of the message is called 'Input-only', which has only those fields that are actually required for authorizing a Securities Block Deal.
- AuthorizeSecBlockDeal-Res-Full- This is the response message which is sent back to the external system when a Securities Block Deal is successfully authorized in Oracle Banking Treasury Management. The format of the message is called 'Full-screen response', which includes all the fields (input fields and the display fields) as in the corresponding Oracle Banking Treasury Management screen.
- AuthorizeSecBlockDeal-Res-PK- This is the response message which is sent back to the external system when a Securities Block Deal is successfully authorized in Oracle Banking Treasury Management. The format of the message is called 'Primary-Key response', which includes only the primary key fields of the Securities Block Deal in the Oracle Banking Treasury Management data store.

5.2.6.2 AuthorizeSecInstrument

This is the operation code for Authorization of Securities Instrument in Oracle Banking Treasury Management. It involves the following messages:

- AuthorizeSecInstrument-Req-Full- This is the request message to Authorize Securities Instrument in Oracle Banking Treasury Management. An external system which intends to authorize a Securities Instrument has to send the request in the format specified. The format of the message is called 'Full-screen', which includes all the fields (input fields and the display fields) as in the corresponding Oracle Banking Treasury Management front-end screen.
- AuthorizeSecInstrument-Req-IO- This is the request message to Authorize Securities Instrument in Oracle Banking Treasury Management. An external system which intends to authorize a Securities Block Deal has to send the request in the specified format. The format of the message is called 'Input-only', which has only those fields that are actually required for authorizing a Securities Instrument.
- AuthorizeSecInstrument-Res-Full- This is the response message which is sent back to the external system when a Securities Instrument is successfully authorized in Oracle Banking Treasury Management. The format of the message is called 'Full-screen response', which includes all the fields (input fields and the display fields) as in the corresponding Oracle Banking Treasury Management screen.
- AuthorizeSecInstrument-Res-PK- This is the response message which is sent back to the external system when a Securities Instrument is successfully authorized in Oracle Banking Treasury Management. The format of the message is called 'Primary-Key response', which includes only the primary key fields of the Securities Instrument in the Oracle Banking Treasury Management data store.

5.2.6.3 AuthorizeSecuritiesDeal

This is the operation code for Authorization of Securities deals in Oracle Banking Treasury Management. It involves the following messages:

- AuthorizeSecuritiesDeal-Req-Full- This is the request message to Authorize Securities deals in Oracle Banking Treasury Management. An external system which intends to authorize a Securities deals has to send the request in the format specified. The format of the message is called 'Full-screen', which includes all the fields (input fields and the

display fields) as in the corresponding Oracle Banking Treasury Management front-end screen.

- AuthorizeSecuritiesDeal-Req-IO- This is the request message to Authorize Securities deals in Oracle Banking Treasury Management. An external system which intends to authorize a Securities Block Deal has to send the request in the specified format. The format of the message is called 'Input-only', which has only those fields that are actually required for authorizing a Securities deals.
- AuthorizeSecuritiesDeal-Res-Full- This is the response message which is sent back to the external system when a Securities deals is successfully authorized in Oracle Banking Treasury Management. The format of the message is called 'Full-screen response', which includes all the fields (input fields and the display fields) as in the corresponding Oracle Banking Treasury Management screen.
- AuthorizeSecuritiesDeal-Res-PK- This is the response message which is sent back to the external system when a Securities deals is successfully authorized in Oracle Banking Treasury Management. The format of the message is called 'Primary-Key response', which includes only the primary key fields of the Securities deals in the Oracle Banking Treasury Management data store.

5.2.6.4 AuthorizeSecuritiesPortfolio

This is the operation code for Authorization of Securities Portfolio in Oracle Banking Treasury Management. It involves the following messages:

- AuthorizeSecuritiesPortfolio-Req-Full- This is the request message to Authorize Securities Portfolio in Oracle Banking Treasury Management. An external system which intends to authorize a Securities Portfolio has to send the request in the format specified. The format of the message is called 'Full-screen', which includes all the fields (input fields and the display fields) as in the corresponding Oracle Banking Treasury Management front-end screen.
- AuthorizeSecuritiesPortfolio-Req-IO- This is the request message to Authorize Securities Portfolio in Oracle Banking Treasury Management. An external system which intends to authorize a Securities Block Deal has to send the request in the specified format. The format of the message is called 'Input-only', which has only those fields that are actually required for authorizing a Securities Portfolio.
- AuthorizeSecuritiesPortfolio-Res-Full- This is the response message which is sent back to the external system when a Securities Portfolio is successfully authorized in Oracle Banking Treasury Management. The format of the message is called 'Full-screen response', which includes all the fields (input fields and the display fields) as in the corresponding Oracle Banking Treasury Management screen.
- AuthorizeSecuritiesPortfolio-Res-PK- This is the response message which is sent back to the external system when a Securities Portfolio is successfully authorized in Oracle Banking Treasury Management. The format of the message is called 'Primary-Key response', which includes only the primary key fields of the Securities Portfolio in the Oracle Banking Treasury Management data store

5.2.6.5 AuthorizeSEDealBlockRelease

This is the operation code for Authorization of Securities Deal Block Release in Oracle Banking Treasury Management. It involves the following messages:

- AuthorizeSEDealBlockRelease-Req-Full- This is the request message to Authorize Securities Deal Block Release in Oracle Banking Treasury Management. An external system which intends to authorize a Securities Deal Block Release has to send the request in the format specified. The format of the message is called 'Full-screen', which

includes all the fields (input fields and the display fields) as in the corresponding Oracle Banking Treasury Management front-end screen.

- AuthorizeSEDealBlockRelease-Req-IO- This is the request message to Authorize Securities Deal Block Release in Oracle Banking Treasury Management. An external system which intends to authorize a Securities Block Deal has to send the request in the specified format. The format of the message is called 'Input-only', which has only those fields that are actually required for authorizing a Securities Deal Block Release.
- AuthorizeSEDealBlockRelease-Res-Full- This is the response message which is sent back to the external system when a Securities Deal Block Release is successfully authorized in Oracle Banking Treasury Management. The format of the message is called 'Full-screen response', which includes all the fields (input fields and the display fields) as in the corresponding Oracle Banking Treasury Management screen.
- AuthorizeSEDealBlockRelease-Res-PK- This is the response message which is sent back to the external system when a Securities Deal Block Release is successfully authorized in Oracle Banking Treasury Management. The format of the message is called 'Primary-Key response', which includes only the primary key fields of the Securities Deal Block Release in the Oracle Banking Treasury Management data store.

5.2.6.6 CreateSecBlockDeal

This is the operation code for creation of new Securities Block Deal in Oracle Banking Treasury Management. It involves the following messages:

- CreateSecBlockDeal-Req-Full- This is the request message to create new Securities Block Deal in Oracle Banking Treasury Management. An external system which intends to create a new Securities Block Deal has to send the request in the format specified. The format of the message is called 'Full-screen', which includes all the fields (input fields and the display fields) as in the corresponding Oracle Banking Treasury Management front-end screen.
- CreateSecBlockDeal-Req-IO- This is the request message to create new Securities Block Deal in Oracle Banking Treasury Management. An external system which intends to create a new Securities Block Deal has to send the request in the specified format. The format of the message is called 'Input-only', which has only those fields that are actually required for creating a Securities Block Deal.
- CreateSecBlockDeal-Res-Full- This is the response message which is sent back to the external system when a Securities Block Deal is successfully created in Oracle Banking Treasury Management. The format of the message is called 'Full-screen response', which includes all the fields (input fields and the display fields) as in the corresponding Oracle Banking Treasury Management screen.
- CreateSecBlockDeal-Res-PK- This is the response message which is sent back to the external system when a Securities Block Deal is successfully created in Oracle Banking Treasury Management. The format of the message is called 'Primary-Key response', which includes only the primary key fields of the Securities Block Deal in the Oracle Banking Treasury Management data store.

5.2.6.7 CreateSecInstrument

This is the operation code for creation of new Securities Instrument in Oracle Banking Treasury Management. It involves the following messages:

- CreateSecInstrument-Req-Full- This is the request message to create new Securities Instrument in Oracle Banking Treasury Management. An external system which intends to create a new Securities Instrument has to send the request in the format specified. The format of the message is called 'Full-screen', which includes all the fields (input

fields and the display fields) as in the corresponding Oracle Banking Treasury Management front-end screen.

- CreateSecInstrument-Req-IO- This is the request message to create new Securities Instrument in Oracle Banking Treasury Management. An external system which intends to create a new Securities Instrument has to send the request in the specified format. The format of the message is called 'Input-only', which has only those fields that are actually required for creating a Securities Instrument.
- CreateSecInstrument-Res-Full- This is the response message which is sent back to the external system when a Securities Instrument is successfully created in Oracle Banking Treasury Management. The format of the message is called 'Full-screen response', which includes all the fields (input fields and the display fields) as in the corresponding Oracle Banking Treasury Management screen.
- CreateSecInstrument-Res-PK- This is the response message which is sent back to the external system when a Securities Instrument is successfully created in Oracle Banking Treasury Management. The format of the message is called 'Primary-Key response', which includes only the primary key fields of the Securities Instrument in the Oracle Banking Treasury Management data store.

5.2.6.8 CreateSecuritiesDeal

This is the operation code for creation of new Securities deal in Oracle Banking Treasury Management. It involves the following messages:

- CreateSecuritiesDeal-Req-Full- This is the request message to create new Securities deal in Oracle Banking Treasury Management. An external system which intends to create a new Securities deal has to send the request in the format specified. The format of the message is called 'Full-screen', which includes all the fields (input fields and the display fields) as in the corresponding Oracle Banking Treasury Management front-end screen.
- CreateSecuritiesDeal-Req-IO- This is the request message to create new Securities deal in Oracle Banking Treasury Management. An external system which intends to create a new Securities deal has to send the request in the specified format. The format of the message is called 'Input-only', which has only those fields that are actually required for creating a Securities deal.
- CreateSecuritiesDeal-Res-Full- This is the response message which is sent back to the external system when a Securities deal is successfully created in Oracle Banking Treasury Management. The format of the message is called 'Full-screen response', which includes all the fields (input fields and the display fields) as in the corresponding Oracle Banking Treasury Management screen.
- CreateSecuritiesDeal-Res-PK- This is the response message which is sent back to the external system when a Securities deal is successfully created in Oracle Banking Treasury Management. The format of the message is called 'Primary-Key response', which includes only the primary key fields of the Securities deal in the Oracle Banking Treasury Management data store.

5.2.6.9 CreateSecuritiesPortfolio

This is the operation code for creation of new Securities Portfolio in Oracle Banking Treasury Management. It involves the following messages:

- CreateSecuritiesPortfolio-Req-Full- This is the request message to create new Securities Portfolio in Oracle Banking Treasury Management. An external system which intends to create a new Securities Portfolio has to send the request in the format specified. The format of the message is called 'Full-screen', which includes all the fields

(input fields and the display fields) as in the corresponding Oracle Banking Treasury Management front-end screen.

- CreateSecuritiesPortfolio-Req-IO- This is the request message to create new Securities Portfolio in Oracle Banking Treasury Management. An external system which intends to create a new Securities Portfolio has to send the request in the specified format. The format of the message is called 'Input-only', which has only those fields that are actually required for creating a Securities Portfolio.
- CreateSecuritiesPortfolio-Res-Full- This is the response message which is sent back to the external system when a Securities Portfolio is successfully created in Oracle Banking Treasury Management. The format of the message is called 'Full-screen response', which includes all the fields (input fields and the display fields) as in the corresponding Oracle Banking Treasury Management screen.
- CreateSecuritiesPortfolio-Res-PK- This is the response message which is sent back to the external system when a Securities Portfolio is successfully created in Oracle Banking Treasury Management. The format of the message is called 'Primary-Key response', which includes only the primary key fields of the Securities Portfolio in the Oracle Banking Treasury Management data store.

5.2.6.10 CreateSEDealBlockRelease

This is the operation code for creation of new Securities Deal Block Release in Oracle Banking Treasury Management. It involves the following messages:

- CreateSEDealBlockRelease-Req-Full- This is the request message to create new Securities Deal Block Release in Oracle Banking Treasury Management. An external system which intends to create a new Securities Deal Block Release has to send the request in the format specified. The format of the message is called 'Full-screen', which includes all the fields (input fields and the display fields) as in the corresponding Oracle Banking Treasury Management front-end screen.
- CreateSEDealBlockRelease-Req-IO- This is the request message to create new Securities Deal Block Release in Oracle Banking Treasury Management. An external system which intends to create a new Securities Deal Block Release has to send the request in the specified format. The format of the message is called 'Input-only', which has only those fields that are actually required for creating a Securities Deal Block Release.
- CreateSEDealBlockRelease-Res-Full- This is the response message which is sent back to the external system when a Securities Deal Block Release is successfully created in Oracle Banking Treasury Management. The format of the message is called 'Full-screen response', which includes all the fields (input fields and the display fields) as in the corresponding Oracle Banking Treasury Management screen.
- CreateSEDealBlockRelease-Res-PK- This is the response message which is sent back to the external system when a Securities Deal Block Release is successfully created in Oracle Banking Treasury Management. The format of the message is called 'Primary-Key response', which includes only the primary key fields of the Securities Deal Block Release in the Oracle Banking Treasury Management data store.

5.2.6.11 **DeleteSecBlockDeal**

This is the operation code for deletion of Securities Block Deal in Oracle Banking Treasury Management. It involves the following messages:

- DeleteSecBlockDeal-Req-Full- This is the request message to Delete Securities Block Deal in Oracle Banking Treasury Management. An external system which intends to delete a Securities Block Deal has to send the request in the format specified. The format of the message is called 'Full-screen', which includes all the fields (input fields and the display fields) as in the corresponding Oracle Banking Treasury Management front-end screen.
- DeleteSecBlockDeal-Req-IO- This is the request message to Delete Securities Block Deal in Oracle Banking Treasury Management. An external system which intends to delete a Securities Block Deal has to send the request in the specified format. The format of the message is called 'Input-only', which has only those fields that are actually required for deletion of a Securities Block Deal.
- DeleteSecBlockDeal-Res-Full- This is the response message which is sent back to the external system when a Securities Block Deal is successfully deleted in Oracle Banking Treasury Management. The format of the message is called 'Full-screen response', which includes all the fields (input fields and the display fields) as in the corresponding Oracle Banking Treasury Management screen.
- DeleteSecBlockDeal-Res-PK- This is the response message which is sent back to the external system when a Securities Block Deal is successfully deleted in Oracle Banking Treasury Management. The format of the message is called 'Primary-Key response', which includes only the primary key fields of the Securities Block Deal in the Oracle Banking Treasury Management data store.

5.2.6.12 **DeleteSecInstrument**

This is the operation code for deletion of Securities Instrument in Oracle Banking Treasury Management. It involves the following messages:

- DeleteSecInstrument-Req-Full- This is the request message to Delete Securities Instrument in Oracle Banking Treasury Management. An external system which intends to delete a Securities Instrument has to send the request in the format specified. The format of the message is called 'Full-screen', which includes all the fields (input fields and the display fields) as in the corresponding Oracle Banking Treasury Management front-end screen.
- DeleteSecInstrument-Req-IO- This is the request message to Delete Securities Instrument in Oracle Banking Treasury Management. An external system which intends to delete a Securities Instrument has to send the request in the specified format. The format of the message is called 'Input-only', which has only those fields that are actually required for deletion of a Securities Instrument.
- DeleteSecInstrument-Res-Full- This is the response message which is sent back to the external system when a Securities Instrument is successfully deleted in Oracle Banking Treasury Management. The format of the message is called 'Full-screen response', which includes all the fields (input fields and the display fields) as in the corresponding Oracle Banking Treasury Management screen.
- DeleteSecInstrument-Res-PK- This is the response message which is sent back to the external system when a Securities Instrument is successfully deleted in Oracle Banking Treasury Management. The format of the message is called 'Primary-Key response', which includes only the primary key fields of the Securities Instrument in the Oracle Banking Treasury Management data store.

5.2.6.13 DeleteSecuritiesDeal

This is the operation code for deletion of Securities deals in Oracle Banking Treasury Management. It involves the following messages:

- DeleteSecuritiesDeal-Req-Full- This is the request message to Delete Securities deals in Oracle Banking Treasury Management. An external system which intends to delete a Securities deals has to send the request in the format specified. The format of the message is called 'Full-screen', which includes all the fields (input fields and the display fields) as in the corresponding Oracle Banking Treasury Management front-end screen.
- DeleteSecuritiesDeal-Req-IO- This is the request message to Delete Securities deals in Oracle Banking Treasury Management. An external system which intends to delete a Securities deals has to send the request in the specified format. The format of the message is called 'Input-only', which has only those fields that are actually required for deletion of a Securities deals.
- DeleteSecuritiesDeal-Res-Full- This is the response message which is sent back to the external system when a Securities deals is successfully deleted in Oracle Banking Treasury Management. The format of the message is called 'Full-screen response', which includes all the fields (input fields and the display fields) as in the corresponding Oracle Banking Treasury Management screen.
- DeleteSecuritiesDeal-Res-PK- This is the response message which is sent back to the external system when a Securities deals is successfully deleted in Oracle Banking Treasury Management. The format of the message is called 'Primary-Key response', which includes only the primary key fields of the Securities deals in the Oracle Banking Treasury Management data store.

5.2.6.14 DeleteSecuritiesPortfolio

This is the operation code for deletion of Securities Portfolio in Oracle Banking Treasury Management. It involves the following messages:

- DeleteSecuritiesPortfolio-Req-Full- This is the request message to Delete Securities Portfolio in Oracle Banking Treasury Management. An external system which intends to delete a Securities Portfolio has to send the request in the format specified. The format of the message is called 'Full-screen', which includes all the fields (input fields and the display fields) as in the corresponding Oracle Banking Treasury Management front-end screen.
- DeleteSecuritiesPortfolio-Req-IO- This is the request message to Delete Securities Portfolio in Oracle Banking Treasury Management. An external system which intends to delete a Securities Portfolio has to send the request in the specified format. The format of the message is called 'Input-only', which has only those fields that are actually required for deletion of a Securities Portfolio.
- DeleteSecuritiesPortfolio-Res-Full- This is the response message which is sent back to the external system when a Securities Portfolio is successfully deleted in Oracle Banking Treasury Management. The format of the message is called 'Full-screen response', which includes all the fields (input fields and the display fields) as in the corresponding Oracle Banking Treasury Management screen.
- DeleteSecuritiesPortfolio-Res-PK- This is the response message which is sent back to the external system when a Securities Portfolio is successfully deleted in Oracle Banking Treasury Management. The format of the message is called 'Primary-Key response', which includes only the primary key fields of the Securities Portfolio in the Oracle Banking Treasury Management data store.

5.2.6.15 DeleteSEDealBlockRelease

This is the operation code for deletion of Securities Deal Block Release in Oracle Banking Treasury Management. It involves the following messages:

- **DeleteSEDealBlockRelease-Req-Full-** This is the request message to Delete Securities Deal Block Release in Oracle Banking Treasury Management. An external system which intends to delete a Securities Deal Block Release has to send the request in the format specified. The format of the message is called 'Full-screen', which includes all the fields (input fields and the display fields) as in the corresponding Oracle Banking Treasury Management front-end screen.
- **DeleteSEDealBlockRelease-Req-IO-** This is the request message to Delete Securities Deal Block Release in Oracle Banking Treasury Management. An external system which intends to delete a Securities Deal Block Release has to send the request in the specified format. The format of the message is called 'Input-only', which has only those fields that are actually required for deletion of a Securities Deal Block Release.
- **DeleteSEDealBlockRelease-Res-Full-** This is the response message which is sent back to the external system when a Securities Deal Block Release is successfully deleted in Oracle Banking Treasury Management. The format of the message is called 'Full-screen response', which includes all the fields (input fields and the display fields) as in the corresponding Oracle Banking Treasury Management screen.
- **DeleteSEDealBlockRelease-Res-PK-** This is the response message which is sent back to the external system when a Securities Deal Block Release is successfully deleted in Oracle Banking Treasury Management. The format of the message is called 'Primary-Key response', which includes only the primary key fields of the Securities Deal Block Release in the Oracle Banking Treasury Management data store.

5.2.6.16 LiquidateSecBlockDeal

This is the operation code for liquidation of Securities Block Deal in Oracle Banking Treasury Management. It involves the following messages:

- **LiquidateSecBlockDeal-Req-Full-** This is the request message to Liquidate Securities Block Deal in Oracle Banking Treasury Management. An external system which intends to liquidate a Securities Block Deal has to send the request in the format specified. The format of the message is called 'Full-screen', which includes all the fields (input fields and the display fields) as in the corresponding Oracle Banking Treasury Management front-end screen.
- **LiquidateSecBlockDeal-Req-IO-** This is the request message to Liquidate Securities Block Deal in Oracle Banking Treasury Management. An external system which intends to liquidate a Securities Block Deal has to send the request in the specified format. The format of the message is called 'Input-only', which has only those fields that are actually required for deletion of a Securities Deal.
- **LiquidateSecBlockDeal-Res-Full-** This is the response message which is sent back to the external system when a Securities Block Deal is successfully liquidated in Oracle Banking Treasury Management. The format of the message is called 'Full-screen response', which includes all the fields (input fields and the display fields) as in the corresponding Oracle Banking Treasury Management screen.
- **LiquidateSecBlockDeal-Res-PK-** This is the response message which is sent back to the external system when a Securities Block Deal is successfully liquidated in Oracle Banking Treasury Management. The format of the message is called 'Primary-Key response', which includes only the primary key fields of the Securities Block Deal in the Oracle Banking Treasury Management data store.

5.2.6.17 LiquidateSecuritiesDeal

This is the operation code for liquidation of Securities Deal in Oracle Banking Treasury Management. It involves the following messages:

- LiquidateSecuritiesDeal-Req-Full- This is the request message to Liquidate Securities Deal in Oracle Banking Treasury Management. An external system which intends to liquidate a Securities Deal has to send the request in the format specified. The format of the message is called 'Full-screen', which includes all the fields (input fields and the display fields) as in the corresponding Oracle Banking Treasury Management front-end screen.
- LiquidateSecuritiesDeal-Req-IO- This is the request message to Liquidate Securities Deal in Oracle Banking Treasury Management. An external system which intends to liquidate a Securities Deal has to send the request in the specified format. The format of the message is called 'Input-only', which has only those fields that are actually required for deletion of a Securities Deal.
- LiquidateSecuritiesDeal-Res-Full- This is the response message which is sent back to the external system when a Securities Deal is successfully liquidated in Oracle Banking Treasury Management. The format of the message is called 'Full-screen response', which includes all the fields (input fields and the display fields) as in the corresponding Oracle Banking Treasury Management screen.
- LiquidateSecuritiesDeal-Res-PK- This is the response message which is sent back to the external system when a Securities Deal is successfully liquidated in Oracle Banking Treasury Management. The format of the message is called 'Primary-Key response', which includes only the primary key fields of the Securities Deal in the Oracle Banking Treasury Management data store.

5.2.6.18 LiquidateSEDealBlockRelease

This is the operation code for liquidation of Securities Deal in Oracle Banking Treasury Management. It involves the following messages:

- LiquidateSEDealBlockRelease-Req-Full- This is the request message to Liquidate Securities Deal Block Release in Oracle Banking Treasury Management. An external system which intends to liquidate a Securities Deal Block Release has to send the request in the format specified. The format of the message is called 'Full-screen', which includes all the fields (input fields and the display fields) as in the corresponding Oracle Banking Treasury Management front-end screen.
- LiquidateSEDealBlockRelease-Req-IO- This is the request message to Liquidate Securities Deal Block Release in Oracle Banking Treasury Management. An external system which intends to liquidate a Securities Deal Block Release has to send the request in the specified format. The format of the message is called 'Input-only', which has only those fields that are actually required for deletion of a Securities Deal.
- LiquidateSEDealBlockRelease-Res-Full- This is the response message which is sent back to the external system when a Securities Deal Block Release is successfully liquidated in Oracle Banking Treasury Management. The format of the message is called 'Full-screen response', which includes all the fields (input fields and the display fields) as in the corresponding Oracle Banking Treasury Management screen.
- LiquidateSEDealBlockRelease-Res-PK- This is the response message which is sent back to the external system when a Securities Deal Block Release is successfully liquidated in Oracle Banking Treasury Management. The format of the message is called 'Primary-Key response', which includes only the primary key fields of the Securities Deal Block Release in the Oracle Banking Treasury Management data store.

5.2.6.19 **ModifySecBlockDeal**

This is the operation code for modification of Securities Block Deal in Oracle Banking Treasury Management. It involves the following messages:

- **ModifySecBlockDeal-Req-Full-** This is the request message to Modify Securities Block Deal in Oracle Banking Treasury Management. An external system which intends to modify a Securities Block Deal has to send the request in the format specified. The format of the message is called 'Full-screen', which includes all the fields (input fields and the display fields) as in the corresponding Oracle Banking Treasury Management front-end screen.
- **ModifySecBlockDeal-Req-IO-** This is the request message to Modify Securities Block Deal in Oracle Banking Treasury Management. An external system which intends to modify a Securities Block Deal has to send the request in the specified format. The format of the message is called 'Input-only', which has only those fields that are actually required for deletion of a Securities Block Deal.
- **ModifySecBlockDeal-Res-Full-** This is the response message which is sent back to the external system when a Securities Block Deal is successfully modified in Oracle Banking Treasury Management. The format of the message is called 'Full-screen response', which includes all the fields (input fields and the display fields) as in the corresponding Oracle Banking Treasury Management screen.
- **ModifySecBlockDeal-Res-PK-** This is the response message which is sent back to the external system when a Securities Block Deal is successfully modified in Oracle Banking Treasury Management. The format of the message is called 'Primary-Key response', which includes only the primary key fields of the Securities Block Deal in the Oracle Banking Treasury Management data store.

5.2.6.20 **ModifySecInstrument**

This is the operation code for modification of Securities Instrument in Oracle Banking Treasury Management. It involves the following messages:

- **ModifySecInstrument-Req-Full-** This is the request message to Modify Securities Instrument in Oracle Banking Treasury Management. An external system which intends to modify a Securities Instrument has to send the request in the format specified. The format of the message is called 'Full-screen', which includes all the fields (input fields and the display fields) as in the corresponding Oracle Banking Treasury Management front-end screen.
- **ModifySecInstrument-Req-IO-** This is the request message to Modify Securities Instrument in Oracle Banking Treasury Management. An external system which intends to modify a Securities Instrument has to send the request in the specified format. The format of the message is called 'Input-only', which has only those fields that are actually required for deletion of a Securities Instrument.
- **ModifySecInstrument-Res-Full-** This is the response message which is sent back to the external system when a Securities Instrument is successfully modified in Oracle Banking Treasury Management. The format of the message is called 'Full-screen response', which includes all the fields (input fields and the display fields) as in the corresponding Oracle Banking Treasury Management screen.
- **ModifySecInstrument-Res-PK-** This is the response message which is sent back to the external system when a Securities Instrument is successfully modified in Oracle Banking Treasury Management. The format of the message is called 'Primary-Key response', which includes only the primary key fields of the Securities Instrument in the Oracle Banking Treasury Management data store.

5.2.6.21 **ModifySecuritiesDeal**

This is the operation code for modification of Securities deals in Oracle Banking Treasury Management. It involves the following messages:

- **ModifySecuritiesDeal-Req-Full-** This is the request message to Modify Securities deals in Oracle Banking Treasury Management. An external system which intends to modify a Securities deals has to send the request in the format specified. The format of the message is called 'Full-screen', which includes all the fields (input fields and the display fields) as in the corresponding Oracle Banking Treasury Management front-end screen.
- **ModifySecuritiesDeal-Req-IO-** This is the request message to Modify Securities deals in Oracle Banking Treasury Management. An external system which intends to modify a Securities deals has to send the request in the specified format. The format of the message is called 'Input-only', which has only those fields that are actually required for deletion of a Securities deals end.
- **ModifySecuritiesDeal-Res-Full-** This is the response message which is sent back to the external system when a Securities deals is successfully modified in Oracle Banking Treasury Management. The format of the message is called 'Full-screen response', which includes all the fields (input fields and the display fields) as in the corresponding Oracle Banking Treasury Management screen.
- **ModifySecuritiesDeal-Res-PK-** This is the response message which is sent back to the external system when a Securities deals is successfully modified in Oracle Banking Treasury Management. The format of the message is called 'Primary-Key response', which includes only the primary key fields of the Securities deals in the Oracle Banking Treasury Management data store.

5.2.6.22 **ModifySecuritiesPortfolio**

This is the operation code for modification of Securities Portfolio in Oracle Banking Treasury Management. It involves the following messages:

- **ModifySecuritiesPortfolio-Req-Full-** This is the request message to Modify Securities Portfolio in Oracle Banking Treasury Management. An external system which intends to modify a Securities Portfolio has to send the request in the format specified. The format of the message is called 'Full-screen', which includes all the fields (input fields and the display fields) as in the corresponding Oracle Banking Treasury Management front-end screen.
- **ModifySecuritiesPortfolio-Req-IO-** This is the request message to Modify Securities Portfolio in Oracle Banking Treasury Management. An external system which intends to modify a Securities Portfolio has to send the request in the specified format. The format of the message is called 'Input-only', which has only those fields that are actually required for deletion of a Securities Portfolio.
- **ModifySecuritiesPortfolio-Res-Full-** This is the response message which is sent back to the external system when a Securities Portfolio is successfully modified in Oracle Banking Treasury Management. The format of the message is called 'Full-screen response', which includes all the fields (input fields and the display fields) as in the corresponding Oracle Banking Treasury Management screen.
- **ModifySecuritiesPortfolio-Res-PK-** This is the response message which is sent back to the external system when a Securities Portfolio is successfully modified in Oracle Banking Treasury Management. The format of the message is called 'Primary-Key response', which includes only the primary key fields of the Securities Portfolio in the Oracle Banking Treasury Management data store.

5.2.6.23 ModifySEDealBlockRelease

This is the operation code for modification of Securities Deal Block Release in Oracle Banking Treasury Management. It involves the following messages:

- **ModifySEDealBlockRelease-Req-Full-** This is the request message to Modify Securities Deal Block Release in Oracle Banking Treasury Management. An external system which intends to modify a Securities Deal Block Release has to send the request in the format specified. The format of the message is called 'Full-screen', which includes all the fields (input fields and the display fields) as in the corresponding Oracle Banking Treasury Management front-end screen.
- **ModifySEDealBlockRelease-Req-IO-** This is the request message to Modify Securities Deal Block Release in Oracle Banking Treasury Management. An external system which intends to modify a Securities Deal Block Release has to send the request in the specified format. The format of the message is called 'Input-only', which has only those fields that are actually required for deletion of a Securities Deal Block Release.
- **ModifySEDealBlockRelease-Res-Full-** This is the response message which is sent back to the external system when a Securities Deal Block Release is successfully modified in Oracle Banking Treasury Management. The format of the message is called 'Full-screen response', which includes all the fields (input fields and the display fields) as in the corresponding Oracle Banking Treasury Management screen.
- **ModifySEDealBlockRelease-Res-PK-** This is the response message which is sent back to the external system when a Securities Deal Block Release is successfully modified in Oracle Banking Treasury Management. The format of the message is called 'Primary-Key response', which includes only the primary key fields of the Securities Deal Block Release in the Oracle Banking Treasury Management data store.

5.2.6.24 QuerySecBlockDeal

This is the operation code for querying Securities Block Deal in Oracle Banking Treasury Management. It involves the following messages:

- **QuerySecBlockDeal-Req-IO-** This is the request message to Query Securities Block Deal in Oracle Banking Treasury Management. An external system which intends to Query a Securities Block Deal has to send the request in the specified format. The format of the message is called 'Input-only', which has only those fields that are actually required for deletion of a Securities Block Deal.
- **QuerySecBlockDeal-Res-Full-** This is the response message which is sent back to the external system when a Securities Block Deal is successfully queried in Oracle Banking Treasury Management. The format of the message is called 'Full-screen response', which includes all the fields (input fields and the display fields) as in the corresponding Oracle Banking Treasury Management screen.

5.2.6.25 QuerySecInstrument

This is the operation code for querying Securities Instrument in Oracle Banking Treasury Management. It involves the following messages:

- **QuerySecInstrument-Req-IO-** This is the request message to Query Securities Instrument in Oracle Banking Treasury Management. An external system which intends to Query a Securities Instrument has to send the request in the specified format. The format of the message is called 'Input-only', which has only those fields that are actually required for deletion of a Securities Instrument.
- **QuerySecInstrument-Res-Full-** This is the response message which is sent back to the external system when a Securities Instrument is successfully queried in Oracle Banking

Treasury Management. The format of the message is called 'Full-screen response', which includes all the fields (input fields and the display fields) as in the corresponding Oracle Banking Treasury Management screen.

5.2.6.26 QuerySecuritiesDeal

This is the operation code for querying Securities deals in Oracle Banking Treasury Management. It involves the following messages:

- QuerySecuritiesDeal-Req-IO- This is the request message to Query Securities deals in Oracle Banking Treasury Management. An external system which intends to Query a Securities deals has to send the request in the specified format. The format of the message is called 'Input-only', which has only those fields that are actually required for deletion of a Securities deals.
- QuerySecuritiesDeal-Res-Full- This is the response message which is sent back to the external system when a Securities deals is successfully queried in Oracle Banking Treasury Management. The format of the message is called 'Full-screen response', which includes all the fields (input fields and the display fields) as in the corresponding Oracle Banking Treasury Management screen.

5.2.6.27 QuerySecuritiesPortfolio

This is the operation code for querying Securities Portfolio in Oracle Banking Treasury Management. It involves the following messages:

- QuerySecuritiesPortfolio-Req-IO- This is the request message to Query Securities Portfolio in Oracle Banking Treasury Management. An external system which intends to Query a Securities Portfolio has to send the request in the specified format. The format of the message is called 'Input-only', which has only those fields that are actually required for deletion of a Securities Portfolio.
- QuerySecuritiesPortfolio-Res-Full- This is the response message which is sent back to the external system when a Securities Portfolio is successfully queried in Oracle Banking Treasury Management. The format of the message is called 'Full-screen response', which includes all the fields (input fields and the display fields) as in the corresponding Oracle Banking Treasury Management screen.

5.2.6.28 QuerySEDealBlockRelease

This is the operation code for querying Securities Deal Block Release in Oracle Banking Treasury Management. It involves the following messages:

- QuerySEDealBlockRelease-Req-IO- This is the request message to Query Securities Deal Block Release in Oracle Banking Treasury Management. An external system which intends to Query a Securities Deal Block Release has to send the request in the specified format. The format of the message is called 'Input-only', which has only those fields that are actually required for deletion of a Securities Deal Block Release.
- QuerySEDealBlockRelease-Res-Full- This is the response message which is sent back to the external system when a Securities Deal Block Release is successfully queried in Oracle Banking Treasury Management. The format of the message is called 'Full-screen response', which includes all the fields (input fields and the display fields) as in the corresponding Oracle Banking Treasury Management screen.

5.2.6.29 ReverseSecBlockDeal

This is the operation code for reversal of Securities Block Deal in Oracle Banking Treasury Management. It involves the following messages:

- ReverseSecBlockDeal-Req-Full- This is the request message to Reverse Securities Block Deal in Oracle Banking Treasury Management. An external system which intends to reverse a Securities Block Deal has to send the request in the format specified. The format of the message is called 'Full-screen', which includes all the fields (input fields and the display fields) as in the corresponding Oracle Banking Treasury Management front-end screen.
- ReverseSecBlockDeal-Req-IO- This is the request message to Reverse Securities Block Deal in Oracle Banking Treasury Management. An external system which intends to reverse a Securities Block Deal has to send the request in the specified format. The format of the message is called 'Input-only', which has only those fields that are actually required for deletion of a Securities Block Deal.
- ReverseSecBlockDeal-Res-Full- This is the response message which is sent back to the external system when a Securities Block Deal is successfully reversed in Oracle Banking Treasury Management. The format of the message is called 'Full-screen response', which includes all the fields (input fields and the display fields) as in the corresponding Oracle Banking Treasury Management screen.
- ReverseSecBlockDeal-Res-PK- This is the response message which is sent back to the external system when a Securities Block Deal is successfully reversed in Oracle Banking Treasury Management. The format of the message is called 'Primary-Key response', which includes only the primary key fields of the Securities Block Deal in the Oracle Banking Treasury Management data store.

5.2.6.30 **ReverseSecuritiesDeal**

This is the operation code for reversal of Securities Deal in Oracle Banking Treasury Management. It involves the following messages:

- ReverseSecuritiesDeal-Req-Full- This is the request message to Reverse Securities Deal in Oracle Banking Treasury Management. An external system which intends to reverse a Securities Block Deal has to send the request in the format specified. The format of the message is called 'Full-screen', which includes all the fields (input fields and the display fields) as in the corresponding Oracle Banking Treasury Management front-end screen.
- ReverseSecuritiesDeal-Req-IO- This is the request message to Reverse Securities Deal in Oracle Banking Treasury Management. An external system which intends to reverse a Securities Deal has to send the request in the specified format. The format of the message is called 'Input-only', which has only those fields that are actually required for deletion of a Securities Deal.
- ReverseSecuritiesDeal-Res-Full- This is the response message which is sent back to the external system when a Securities Deal is successfully reversed in Oracle Banking Treasury Management. The format of the message is called 'Full-screen response', which includes all the fields (input fields and the display fields) as in the corresponding Oracle Banking Treasury Management screen.
- ReverseSecuritiesDeal-Res-PK- This is the response message which is sent back to the external system when a Securities Deal is successfully reversed in Oracle Banking Treasury Management. The format of the message is called 'Primary-Key response', which includes only the primary key fields of the Securities Deal in the Oracle Banking Treasury Management data store.

5.2.6.31 RolloverSecuritiesDeal

This is the operation code for rollover of Securities Deal in Oracle Banking Treasury Management. It involves the following messages:

- RolloverSecuritiesDeal-Req-Full- This is the request message to Rollover Securities Deal in Oracle Banking Treasury Management. An external system which intends to Rollover a Securities Deal has to send the request in the format specified. The format of the message is called 'Full-screen', which includes all the fields (input fields and the display fields) as in the corresponding Oracle Banking Treasury Management front-end screen.
- RolloverSecuritiesDeal-Req-IO- This is the request message to Rollover Securities Deal in Oracle Banking Treasury Management. An external system which intends to Rollover a Securities Deal has to send the request in the specified format. The format of the message is called 'Input-only', which has only those fields that are actually required for deletion of a Securities Deal.
- RolloverSecuritiesDeal-Res-Full- This is the response message which is sent back to the external system when a Securities Deal is successfully rolled over in Oracle Banking Treasury Management. The format of the message is called 'Full-screen response', which includes all the fields (input fields and the display fields) as in the corresponding Oracle Banking Treasury Management screen.
- RolloverSecuritiesDeal-Res-PK- This is the response message which is sent back to the external system when a Securities Deal is successfully rolled over in Oracle Banking Treasury Management. The format of the message is called 'Primary-Key response', which includes only the primary key fields of the Securities Deal in the Oracle Banking Treasury Management data store.

5.2.7 OBTRSRSERVICE

All Securities Repo operations are logically grouped under a service called 'OBTRSRSERVICE'.

Oracle Banking Treasury Management supports the following operations under this service:

- AuthorizeSRDeal
- AuthorizeSRDealPayment
- CreateSRDeal
- CreateSRDealPayment
- DeleteSRDeal
- DeleteSRDealPayment
- ModifySRDeal
- QuerySRDeal
- QuerySRDealPayment
- ReverseSRDeal
- ReverseSRDealPayment
- RolloverSRDeal

5.2.7.1 AuthorizeSRDeal

This is the operation code for Authorization of SR Deal in Oracle Banking Treasury Management. It involves the following messages:

- AuthorizeSRDeal-Req-Full- This is the request message to Authorize SR Deal in Oracle Banking Treasury Management. An external system which intends to authorize

a SR Deal has to send the request in the format specified. The format of the message is called 'Full-screen', which includes all the fields (input fields and the display fields) as in the corresponding Oracle Banking Treasury Management front-end screen.

- AuthorizeSRDeal-Req-IO- This is the request message to Authorize SR Deal in Oracle Banking Treasury Management. An external system which intends to authorize a SR Deal has to send the request in the specified format. The format of the message is called 'Input-only', which has only those fields that are actually required for authorizing a SR Deal.
- AuthorizeSRDeal-Res-Full- This is the response message which is sent back to the external system when a SR Deal is successfully authorized in Oracle Banking Treasury Management. The format of the message is called 'Full-screen response', which includes all the fields (input fields and the display fields) as in the corresponding Oracle Banking Treasury Management screen.
- AuthorizeSRDeal-Res-PK- This is the response message which is sent back to the external system when a SR Deal is successfully authorized in Oracle Banking Treasury Management. The format of the message is called 'Primary-Key response', which includes only the primary key fields of the SR Deal in the Oracle Banking Treasury Management data store.

5.2.7.2 AuthorizeSRDealPayment

This is the operation code for Authorization of SR Deal Payment in Oracle Banking Treasury Management. It involves the following messages:

- AuthorizeSRDealPayment-Req-Full- This is the request message to Authorize SR Deal Payment in Oracle Banking Treasury Management. An external system which intends to authorize a SR Deal Payment has to send the request in the format specified. The format of the message is called 'Full-screen', which includes all the fields (input fields and the display fields) as in the corresponding Oracle Banking Treasury Management front-end screen.
- AuthorizeSRDealPayment-Req-IO- This is the request message to Authorize SR Deal Payment in Oracle Banking Treasury Management. An external system which intends to authorize a SR Deal has to send the request in the specified format. The format of the message is called 'Input-only', which has only those fields that are actually required for authorizing a SR Payment.
- AuthorizeSRDealPayment-Res-Full- This is the response message which is sent back to the external system when a SR Deal Payment is successfully authorized in Oracle Banking Treasury Management. The format of the message is called 'Full-screen response', which includes all the fields (input fields and the display fields) as in the corresponding Oracle Banking Treasury Management screen.
- AuthorizeSRDealPayment-Res-PK- This is the response message which is sent back to the external system when a SR Deal Payment is successfully authorized in Oracle Banking Treasury Management. The format of the message is called 'Primary-Key response', which includes only the primary key fields of the SR Deal Payment in the Oracle Banking Treasury Management data store.

5.2.7.3 CreateSRDeal

This is the operation code for creation of new SR Deal in Oracle Banking Treasury Management. It involves the following messages:

- CreateSRDeal-Req-Full- This is the request message to create new SR Deal in Oracle Banking Treasury Management. An external system which intends to create a new SR Deal has to send the request in the format specified. The format of the message is called 'Full-screen', which includes all the fields (input fields and the display fields) as in the corresponding Oracle Banking Treasury Management front-end screen.

- **CreateSRDeal-Req-IO-** This is the request message to create new SR Deal in Oracle Banking Treasury Management. An external system which intends to create a new SR Deal has to send the request in the specified format. The format of the message is called 'Input-only', which has only those fields that are actually required for creating a SR Deal.
- **CreateSRDeal-Res-Full-** This is the response message which is sent back to the external system when a SR Deal is successfully created in Oracle Banking Treasury Management. The format of the message is called 'Full-screen response', which includes all the fields (input fields and the display fields) as in the corresponding Oracle Banking Treasury Management screen.
- **CreateSRDeal-Res-PK-** This is the response message which is sent back to the external system when a SR Deal is successfully created in Oracle Banking Treasury Management. The format of the message is called 'Primary-Key response', which includes only the primary key fields of the SR Deal in the Oracle Banking Treasury Management data store.

5.2.7.4 CreateSRDealPayment

This is the operation code for creation of new SR Deal Payment in Oracle Banking Treasury Management. It involves the following messages:

- **CreateSRDealPayment-Req-Full-** This is the request message to create new SR Deal Payment in Oracle Banking Treasury Management. An external system which intends to create a new SR Deal Payment has to send the request in the format specified. The format of the message is called 'Full-screen', which includes all the fields (input fields and the display fields) as in the corresponding Oracle Banking Treasury Management front-end screen.
- **CreateSRDealPayment-Req-IO-** This is the request message to create new SR Deal Payment in Oracle Banking Treasury Management. An external system which intends to create a new SR Deal Payment has to send the request in the specified format. The format of the message is called 'Input-only', which has only those fields that are actually required for creating a SR Deal.
- **CreateSRDealPayment-Res-Full-** This is the response message which is sent back to the external system when a SR Deal Payment is successfully created in Oracle Banking Treasury Management. The format of the message is called 'Full-screen response', which includes all the fields (input fields and the display fields) as in the corresponding Oracle Banking Treasury Management screen.
- **CreateSRDealPayment-Res-PK-** This is the response message which is sent back to the external system when a SR Deal Payment is successfully created in Oracle Banking Treasury Management. The format of the message is called 'Primary-Key response', which includes only the primary key fields of the SR Deal Payment in the Oracle Banking Treasury Management data store.

5.2.7.5 DeleteSRDeal

This is the operation code for deletion of SR Deal in Oracle Banking Treasury Management. It involves the following messages:

- **DeleteSRDeal-Req-Full-** This is the request message to Delete SR Deal in Oracle Banking Treasury Management. An external system which intends to delete a SR Deal has to send the request in the format specified. The format of the message is called 'Full-screen', which includes all the fields (input fields and the display fields) as in the corresponding Oracle Banking Treasury Management front-end screen.
- **DeleteSRDeal-Req-IO-** This is the request message to Delete SR Deal in Oracle Banking Treasury Management. An external system which intends to delete a SR

Deal has to send the request in the specified format. The format of the message is called 'Input-only', which has only those fields that are actually required for deletion of a SR Deal.

- DeleteSRDeal-Res-Full- This is the response message which is sent back to the external system when a SR Deal is successfully deleted in Oracle Banking Treasury Management. The format of the message is called 'Full-screen response', which includes all the fields (input fields and the display fields) as in the corresponding Oracle Banking Treasury Management screen.
- DeleteSRDeal-Res-PK- This is the response message which is sent back to the external system when a SR Deal is successfully deleted in Oracle Banking Treasury Management. The format of the message is called 'Primary-Key response', which includes only the primary key fields of the SR Deal in the Oracle Banking Treasury Management data store.

5.2.7.6 DeleteSRDealPayment

This is the operation code for deletion of SR Deal Payment in Oracle Banking Treasury Management. It involves the following messages:

- DeleteSRDealPayment-Req-Full- This is the request message to Delete SR Deal Payment in Oracle Banking Treasury Management. An external system which intends to delete a SR Deal Payment has to send the request in the format specified. The format of the message is called 'Full-screen', which includes all the fields (input fields and the display fields) as in the corresponding Oracle Banking Treasury Management front-end screen.
- DeleteSRDealPayment-Req-IO- This is the request message to Delete SR Deal Payment in Oracle Banking Treasury Management. An external system which intends to delete a SR Deal Payment has to send the request in the specified format. The format of the message is called 'Input-only', which has only those fields that are actually required for deletion of a SR Payment.
- DeleteSRDealPayment-Res-Full- This is the response message which is sent back to the external system when a SR Deal Payment is successfully deleted in Oracle Banking Treasury Management. The format of the message is called 'Full-screen response', which includes all the fields (input fields and the display fields) as in the corresponding Oracle Banking Treasury Management screen.
- DeleteSRDealPayment-Res-PK- This is the response message which is sent back to the external system when a SR Deal Payment is successfully deleted in Oracle Banking Treasury Management. The format of the message is called 'Primary-Key response', which includes only the primary key fields of the SR Deal Payment in the Oracle Banking Treasury Management data store.

5.2.7.7 ModifySRDeal

This is the operation code for modification of SR Deal in Oracle Banking Treasury Management. It involves the following messages:

- ModifySRDeal-Req-Full- This is the request message to Modify SR Deal in Oracle Banking Treasury Management. An external system which intends to modify a SR Deal has to send the request in the format specified. The format of the message is called 'Full-screen', which includes all the fields (input fields and the display fields) as in the corresponding Oracle Banking Treasury Management front-end screen.
- ModifySRDeal-Req-IO- This is the request message to Modify SR Deal in Oracle Banking Treasury Management. An external system which intends to modify a SR Deal has to send the request in the specified format. The format of the message is

called 'Input-only', which has only those fields that are actually required for deletion of a SR Deal.

- **ModifySRDeal-Res-Full-** This is the response message which is sent back to the external system when a SR Deal is successfully modified in Oracle Banking Treasury Management. The format of the message is called 'Full-screen response', which includes all the fields (input fields and the display fields) as in the corresponding Oracle Banking Treasury Management screen.
- **ModifySRDeal-Res-PK-** This is the response message which is sent back to the external system when a SR Deal is successfully modified in Oracle Banking Treasury Management. The format of the message is called 'Primary-Key response', which includes only the primary key fields of the SR Deal in the Oracle Banking Treasury Management data store.

5.2.7.8 ModifySRDealPayment

This is the operation code for modification of SR Deal Payment in Oracle Banking Treasury Management. It involves the following messages:

- **ModifySRDealPayment-Req-Full-** This is the request message to Modify SR Deal Payment in Oracle Banking Treasury Management. An external system which intends to modify a SR Deal Payment has to send the request in the format specified. The format of the message is called 'Full-screen', which includes all the fields (input fields and the display fields) as in the corresponding Oracle Banking Treasury Management front-end screen.
- **ModifySRDealPayment-Req-IO-** This is the request message to Modify SR Deal Payment in Oracle Banking Treasury Management. An external system which intends to modify a SR Deal Payment has to send the request in the specified format. The format of the message is called 'Input-only', which has only those fields that are actually required for deletion of a SR Payment.
- **ModifySRDealPayment-Res-Full-** This is the response message which is sent back to the external system when a SR Deal Payment is successfully modified in Oracle Banking Treasury Management. The format of the message is called 'Full-screen response', which includes all the fields (input fields and the display fields) as in the corresponding Oracle Banking Treasury Management screen.
- **ModifySRDealPayment-Res-PK-** This is the response message which is sent back to the external system when a SR Deal Payment is successfully modified in Oracle Banking Treasury Management. The format of the message is called 'Primary-Key response', which includes only the primary key fields of the SR Deal Payment in the Oracle Banking Treasury Management data store.

5.2.7.9 QuerySRDeal

This is the operation code for querying SR Deal in Oracle Banking Treasury Management. It involves the following messages:

- **QuerySRDeal-Req-IO-** This is the request message to Query SR Deal in Oracle Banking Treasury Management. An external system which intends to Query a SR Deal has to send the request in the specified format. The format of the message is called 'Input-only', which has only those fields that are actually required for deletion of a SR Deal.
- **QuerySRDeal-Res-Full-** This is the response message which is sent back to the external system when a SR Deal is successfully queried in Oracle Banking Treasury Management. The format of the message is called 'Full-screen response', which includes all the fields (input fields and the display fields) as in the corresponding Oracle Banking Treasury Management screen.

5.2.7.10 QuerySRDealPayment

This is the operation code for querying SR Deal Payment in Oracle Banking Treasury Management. It involves the following messages:

- QuerySRDealPayment-Req-IO- This is the request message to Query SR Deal Payment in Oracle Banking Treasury Management. An external system which intends to Query a SR Deal Payment has to send the request in the specified format. The format of the message is called 'Input-only', which has only those fields that are actually required for deletion of a SR Payment.
- QuerySRDealPayment-Res-Full- This is the response message which is sent back to the external system when a SR Deal Payment is successfully queried in Oracle Banking Treasury Management. The format of the message is called 'Full-screen response', which includes all the fields (input fields and the display fields) as in the corresponding Oracle Banking Treasury Management screen.

5.2.7.11 ReverseSRDeal

This is the operation code for reversal of SR Deal in Oracle Banking Treasury Management. It involves the following messages:

- ReverseSRDeal-Req-Full- This is the request message to Reverse SR Deal in Oracle Banking Treasury Management. An external system which intends to reverse a SR Deal has to send the request in the format specified. The format of the message is called 'Full-screen', which includes all the fields (input fields and the display fields) as in the corresponding Oracle Banking Treasury Management front-end screen.
- ReverseSRDeal-Req-IO- This is the request message to Reverse SR Deal in Oracle Banking Treasury Management. An external system which intends to reverse a SR Deal has to send the request in the specified format. The format of the message is called 'Input-only', which has only those fields that are actually required for deletion of a SR Deal.
- ReverseSRDeal-Res-Full- This is the response message which is sent back to the external system when a SR Deal is successfully reversed in Oracle Banking Treasury Management. The format of the message is called 'Full-screen response', which includes all the fields (input fields and the display fields) as in the corresponding Oracle Banking Treasury Management screen.
- ReverseSRDeal-Res-PK- This is the response message which is sent back to the external system when a SR Deal is successfully reversed in Oracle Banking Treasury Management. The format of the message is called 'Primary-Key response', which includes only the primary key fields of the SR Deal in the Oracle Banking Treasury Management data store.

5.2.7.12 ReverseSRDealPayment

This is the operation code for reversal of SR Deal Payment in Oracle Banking Treasury Management. It involves the following messages:

- ReverseSRDealPayment-Req-Full- This is the request message to Reverse SR Deal Payment in Oracle Banking Treasury Management. An external system which intends to reverse a SR Deal Payment has to send the request in the format specified. The format of the message is called 'Full-screen', which includes all the fields (input fields and the display fields) as in the corresponding Oracle Banking Treasury Management front-end screen.
- ReverseSRDealPayment-Req-IO- This is the request message to Reverse SR Deal Payment in Oracle Banking Treasury Management. An external system which intends

to reverse a SR Deal Payment has to send the request in the specified format. The format of the message is called 'Input-only', which has only those fields that are actually required for deletion of a SR Payment.

- ReverseSRDealPayment-Res-Full- This is the response message which is sent back to the external system when a SR Deal Payment is successfully reversed in Oracle Banking Treasury Management. The format of the message is called 'Full-screen response', which includes all the fields (input fields and the display fields) as in the corresponding Oracle Banking Treasury Management screen.
- ReverseSRDealPayment-Res-PK- This is the response message which is sent back to the external system when a SR Deal Payment is successfully reversed in Oracle Banking Treasury Management. The format of the message is called 'Primary-Key response', which includes only the primary key fields of the SR Deal Payment in the Oracle Banking Treasury Management data store.

5.2.7.13 RolloverSRDeal

This is the operation code for rollover of SR Deal in Oracle Banking Treasury Management. It involves the following messages:

- RolloverSRDeal-Req-Full- This is the request message to Rollover SR Deal in Oracle Banking Treasury Management. An external system which intends to Rollover a SR Deal has to send the request in the format specified. The format of the message is called 'Full-screen', which includes all the fields (input fields and the display fields) as in the corresponding Oracle Banking Treasury Management front-end screen.
- RolloverSRDeal-Req-IO- This is the request message to Rollover SR Deal in Oracle Banking Treasury Management. An external system which intends to Rollover a SR Deal has to send the request in the specified format. The format of the message is called 'Input-only', which has only those fields that are actually required for deletion of a SR Deal.
- RolloverSRDeal-Res-Full- This is the response message which is sent back to the external system when a SR Deal is successfully rolled over in Oracle Banking Treasury Management. The format of the message is called 'Full-screen response', which includes all the fields (input fields and the display fields) as in the corresponding Oracle Banking Treasury Management screen.
- RolloverSRDeal-Res-PK- This is the response message which is sent back to the external system when a SR Deal is successfully rolled over in Oracle Banking Treasury Management. The format of the message is called 'Primary-Key response', which includes only the primary key fields of the SR Deal in the Oracle Banking Treasury Management data store.

6 Function ID Glossary

C

CODSORCE3-7
CODUPLDM3-8

G

GWDAMDMT3-25
GWDEXFUN3-5
GWDINBRW3-11
GWDNTFEN3-22
GWDNTFIN3-20

GWDSRBRW3-17
GWSEXFUN3-6
GWSEXSYS3-3
GWSINBRW3-13
GWSNTFEN3-23
GWSNTFIN3-21
GWSSRBRW3-19
GWSPBROW3-14, 3-16

S

STDGWINT3-24

6-1