

Oracle FLEXCUBE UBS - Common Core Integration

## **Oracle FLEXCUBE Universal Banking**

Release 14.5.2.0.0

**Part No. F45976-01**

August 2021

Oracle FLEXCUBE UBS - Common Core Integration User Guide  
Oracle Financial Services Software Limited  
Oracle Park

Off Western Express Highway  
Goregaon (East)  
Mumbai, Maharashtra 400 063  
India

Worldwide Inquiries:

Phone: +91 22 6718 3000

Fax: +91 22 6718 3001

<https://www.oracle.com/industries/financial-services/index.html>

Copyright © 2007, 2021, Oracle and/or its affiliates. All rights reserved.

Oracle and Java are registered trademarks of Oracle and/or its affiliates. Other names may be trademarks of their respective owners.

U.S. GOVERNMENT END USERS: Oracle programs, including any operating system, integrated software, any programs installed on the hardware, and/or documentation, delivered to U.S. Government end users are “commercial computer software” pursuant to the applicable Federal Acquisition Regulation and agency-specific supplemental regulations. As such, use, duplication, disclosure, modification, and adaptation of the programs, including any operating system, integrated software, any programs installed on the hardware, and/or documentation, shall be subject to license terms and license restrictions applicable to the programs. No other rights are granted to the U.S. Government.

This software or hardware is developed for general use in a variety of information management applications. It is not developed or intended for use in any inherently dangerous applications, including applications that may create a risk of personal injury. If you use this software or hardware in dangerous applications, then you shall be responsible to take all appropriate failsafe, backup, redundancy, and other measures to ensure its safe use. Oracle Corporation and its affiliates disclaim any liability for any damages caused by use of this software or hardware in dangerous applications.

This software and related documentation are provided under a license agreement containing restrictions on use and disclosure and are protected by intellectual property laws. Except as expressly permitted in your license agreement or allowed by law, you may not use, copy, reproduce, translate, broadcast, modify, license, transmit, distribute, exhibit, perform, publish or display any part, in any form, or by any means. Reverse engineering, disassembly, or decompilation of this software, unless required by law for interoperability, is prohibited.

The information contained herein is subject to change without notice and is not warranted to be error-free. If you find any errors, please report them to us in writing.

This software or hardware and documentation may provide access to or information on content, products and services from third parties. Oracle Corporation and its affiliates are not responsible for and expressly disclaim all warranties of any kind with respect to third-party content, products, and services. Oracle Corporation and its affiliates will not be responsible for any loss, costs, or damages incurred due to your access to or use of third-party content, products, or services.

---

# Contents

|  |            |
|--|------------|
| <b>1. Preface .....</b>                                | <b>1-1</b> |
| 1.1 Introduction .....                                 | 1-1        |
| 1.2 Audience.....                                      | 1-1        |
| 1.3 Documentation Accessibility .....                  | 1-1        |
| 1.4 Organization .....                                 | 1-1        |
| 1.5 Acronyms and Abbreviations.....                    | 1-2        |
| 1.6 Glossary of Icons.....                             | 1-2        |
| 1.7 Related Information Sources .....                  | 1-2        |
| <b>2. Oracle FCUBS - Common Core Integration .....</b> | <b>2-1</b> |
| 2.1 Scope .....  | 2-1        |
| 2.2 Prerequisites.....                                 | 2-1        |
| 2.3 Integration Process.....                           | 2-1        |
| 2.3.1 <i>Technical Flow</i> .....                      | 2-1        |
| 2.3.2 <i>Core Entity Processing Queue</i> .....        | 2-2        |
| 2.3.3 <i>Installation Parameters</i> .....             | 2-4        |
| 2.3.4 <i>Integration Maintenance</i> .....             | 2-5        |
| <b>3. Function ID Glossary .....</b>                   | <b>3-1</b> |

---

# 1. Preface

## 1.1 Introduction

This document helps you get acquainted with the information on inter-connecting Oracle FLEXCUBE Universal Banking System (FCUBS) with Common Core.

Besides this user manual, while maintaining the interface related details, you can invoke the context sensitive help available for each field in FCUBS. This help describes the purpose of each field within a screen. You can obtain this information by placing the cursor on the relevant field and striking the <F1> key on the keyboard.

## 1.2 Audience

This manual is intended for the following User/User Roles:

| Role                          | Function   |
|-------------------------------|--|
| Back office data entry Clerks | Input functions for maintenance related to the interface |
| End of day operators          | Processing during end of day                             |
| Implementation Teams          | For setting up integration                               |

## 1.3 Documentation Accessibility

For information about Oracle's commitment to accessibility, visit the Oracle Accessibility Program website at <http://www.oracle.com/pls/topic/lookup?ctx=acc&id=docacc>.

## 1.4 Organization

This chapter is organized into following chapters:





| Chapter          | Description   |
|------------------|---|
| <b>Chapter 1</b> | <i>Preface</i> gives information on the intended audience. It also lists the various chapters covered in this User Manual.        |
| <b>Chapter 2</b> | <i>Oracle FCUBS - Common Core Integration</i> explains the integration between Oracle FLEXCUBE Universal Banking and Common Core. |

## 1.5 Acronyms and Abbreviations

| Abbreviation | Description  |
|--------------|--|
| System       | Unless and otherwise specified, it always refers to Oracle FLEXCUBE Universal Banking system |
| FCUBS        | Oracle FLEXCUBE Universal Banking System   |
| ASYNC        | Asynchronous   |
| GUI          | Graphic User Interface   |

## 1.6 Glossary of Icons

This user manual may refer to all or some of the following icons.

| Icons   | Function    |
|---|-------------|
|    | Exit        |
|    | Add row     |
|  | Delete row  |
|  | Option List |

## 1.7 Related Information Sources

Along with this user manual you may also refer the following related resources:

- Oracle FLEXCUBE Universal Banking Installation Manual
- Common Core - Core Entities and Services User Guide
- Core Services User Guide

---

## 2. Oracle FCUBS - Common Core Integration

Common Core caters to the basic maintenances such as bank and branch parameters, currency definition, rates, holiday maintenance, time zones, BIC maintenance, MIS class/codes, Generic interface (GI), End of cycle subsystem, UDF subsystem and the Electronic messaging system.

Core entities such as system dates, currency definition, currency rates and holiday calendar will be accessed by FCUBS.

This chapter contains the following sections:

- [Section 2.1, "Scope"](#)
- [Section 2.2, "Prerequisites"](#)
- [Section 2.3, "Integration Process"](#)

### 2.1 Scope

This section describes the scope of the integration with respect to FCUBS and Common Core.

With the integration FCUBS entities can populate common core entities like Customer, Account, GL, transaction code. This population is enabled through gateway interface.

### 2.2 Prerequisites

Set up Oracle FLEXCUBE Universal Banking Application and Oracle FLEXCUBE Payments Application.

*Refer the 'Oracle FLEXCUBE Universal Banking Installation' manual.*

### 2.3 Integration Process

This section contains the following topics:

- [Section 2.3.1, "Technical Flow"](#)
- [Section 2.3.2, "Core Entity Processing Queue"](#)
- [Section 2.3.3, "Installation Parameters"](#)
- [Section 2.3.4, "Integration Maintenance"](#)

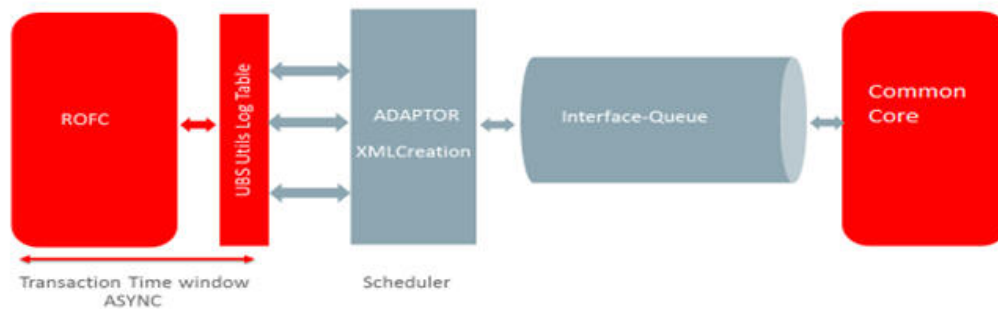
#### 2.3.1 Technical Flow

The system populates core entities through an ASYNC process. The below steps describes the integration flow in detail:

- After creation of core entities in FCUBS, requests are logged in existing UBS Queue table with 'X' status. After completing the authorization in FCUBS, status will be changed to 'P' in Queue table.
- A Job will pick these Core entity requests which are in pending status and form the web service XML requests.
- System creates a consolidated XML request for each transaction reference.

- Based on the Core System response, status of the request will be updated in FCUBS. Status can be Work in Progress (W) Processed (P) and Error.

### Transaction- Technical Flow ASYNC



## 2.3.2 Core Entity Processing Queue

You can query and perform manual actions on requests using the 'Core Entities Processing Queue' screen. You can invoke this screen by typing 'IFDCRERQ' in the top right corner of the Application toolbar and clicking the adjoining arrow button.

Core entity request is moved to Timed out status based on the time out parameter maintained. If no response is received from the external system within the given time, status is marked as timed out.

Core Entity Error Queue

Save Refresh Reset Clear All Details

Case Sensitive

Branch Code External Status Key Id Process Sequence No

Records per page: 15 1 of 1 Lock Columns: 0

| Branch Code | Message Identification | Key Id           | Process Sequence No | Service Code    | External Status | Function | Customer No | Destination Source | Process | Author |
|-------------|------------------------|------------------|---------------------|-----------------|-----------------|----------|-------------|--------------------|---------|--------|
| IUT         | IUTLRE2181790053       | IUTLRE2181790005 | 1                   | CreateCoreCLAcc | Failed          | STDCRCLN | 000181      | FCCORE             | N       | A      |
| IUT         | IUTLRE2181790073       | IUTLRE2181790007 | 1                   | CreateCoreCLAcc | Unprocessed     | STDCRCLN | 000181      | FCCORE             | N       | A      |
| IUT         | IUTLRE2181790093       | IUTLRE2181790009 | 1                   | CreateCoreCLAcc | Unprocessed     | STDCRCLN | 000181      | FCCORE             | N       | A      |
| IUT         | IUTLRE2181860083       | IUTLRE2181860008 | 1                   | CreateCoreCLAcc | Unprocessed     | STDCRCLN | 000181      | FCCORE             | N       | A      |
| IUT         | IUTLRE2181860084       | IUTLRE2181860008 | 1                   | CreateCoreCLAcc | Unprocessed     | STDCRCLN | 000181      | FCCORE             | N       | A      |
| IUT         | IUTLRE2181860085       | IUTLRE2181860008 | 1                   | CreateCoreCLAcc | Unprocessed     | STDCRCLN | 000181      | FCCORE             | N       | A      |
| IUT         | IUTLRE2181860086       | IUTLRE2181860008 | 1                   | CreateCoreCLAcc | Unprocessed     | STDCRCLN | 000181      | FCCORE             | N       | A      |
| IUT         | IUTLRE2181860087       | IUTLRE2181860008 | 1                   | CreateCoreCLAcc | Unprocessed     | STDCRCLN | 000181      | FCCORE             | N       | A      |
| IUT         | IUTLRE2181860093       | IUTLRE2181860009 | 1                   | CreateCoreCLAcc | Unprocessed     | STDCRCLN | 000181      | FCCORE             | N       | A      |
| IUT         | IUTLRE2181860094       | IUTLRE2181860009 | 1                   | CreateCoreCLAcc | Unprocessed     | STDCRCLN | 000181      | FCCORE             | N       | A      |
| IUT         | IUTLRE2181860095       | IUTLRE2181860009 | 1                   | CreateCoreCLAcc | Unprocessed     | STDCRCLN | 000181      | FCCORE             | N       | A      |
| IUT         | IUTLRE2181860096       | IUTLRE2181860009 | 1                   | CreateCoreCLAcc | Unprocessed     | STDCRCLN | 000181      | FCCORE             | N       | A      |
| IUT         | IUTLRE2181860097       | IUTLRE2181860009 | 1                   | CreateCoreCLAcc | Unprocessed     | STDCRCLN | 000181      | FCCORE             | N       | A      |
| IUT         | IUTLRE2181940043       | IUTLRE2181940004 | 1                   | CreateCoreCLAcc | Unprocessed     | STDCRCLN | 000181      | FCCORE             | N       | A      |
| IUT         | IUTLRE2181940053       | IUTLRE2181940005 | 1                   | CreateCoreCLAcc | Unprocessed     | STDCRCLN | 000181      | FCCORE             | N       | A      |

Error Message

Error Description Error Code

Request Currently in Progress. Please Retry After SomeTime. ST-EXQ-001

Failed to Process the Request ST-SAVE-028

OK

Re-Submit | Reject | Error Messages

Exit

In the above screen, you can base your queries on any or all of the following parameters and fetch records:

- Branch Code
- Key ID
- Process Sequence No
- External Status

By default all error records shall be displayed.

Select any or all of the above parameters for a query and click 'Search' button. The system displays the following records meeting the selected criteria:

- Branch Code
- Message Identification
- Key Id
- Process Sequence No
- Service Code
- Process Status
- External Status
- Function Id
- Customer No
- Destination Source
- Process
- Authorization Status
- Request Type
- Reference Number
- Simulation
- Time
- Communication Mode
- Checker ID
- Checker Date Stamp
- Maker ID
- Release Time
- Source Sequence No

You can click 'Resubmit' and 'Reject' buttons in the bottom of the screen to process the error records. External status field will display the type of error like Timeout, Failed etc.



Core Entity Error Queue

Save

Refresh

Reset

Clear All

Details

Case Sensitive

Branch Code

External Status

Records per page 15

1 Of 4

| <input type="checkbox"/>            | Branch Code | Message Identification |
|-------------------------------------|-------------|------------------------|
| <input type="checkbox"/>            | 000         | 6118195000001288       |
| <input type="checkbox"/>            | 000         | 6118200000001415       |
| <input type="checkbox"/>            | 000         | 61182050000004310      |
| <input type="checkbox"/>            | 000         | 61182050000004317      |
| <input checked="" type="checkbox"/> | 000         | 61182070000006301      |
| <input type="checkbox"/>            | 000         | 61182050000003116      |
| <input type="checkbox"/>            | 000         | 61182010000002277      |
| <input type="checkbox"/>            | PR1         | 61182040000003000      |
| <input type="checkbox"/>            | 000         | 61182050000003114      |
| <input type="checkbox"/>            | 000         | 61182060000004740      |
| <input type="checkbox"/>            | 000         | 61182060000005316      |
| <input type="checkbox"/>            | 000         | 61182060000005330      |
| <input type="checkbox"/>            | 000         | 61182060000005668      |
| <input type="checkbox"/>            | 000         | 61182040000002836      |
| <input type="checkbox"/>            | 000         | 61182060000004685      |

Message Identification

6118207000006301

Sequence Number

1

Error Details

ST-SAVE-004-Failed to Save the Record

ST-VALS-011-Invalid Value 000757555175 for Field

Multi Currency Account

Exit

|                      |   |               |             |          |        |        |   |   |
|----------------------|---|---------------|-------------|----------|--------|--------|---|---|
| 00033330326          | 1 | CreateCoreAcc | Unprocessed | STDCRACC | 000257 | FCCORE | N | A |
| 000345630331         | 1 | CreateCoreAcc | Unprocessed | STDCRACC | 000258 | FCCORE | N | A |
| 000444440420         | 1 | CreateCoreAcc | Unprocessed | STDCRACC | 000258 | FCCORE | N | A |
| 000131210166         | 1 | CreateCoreAcc | Unprocessed | STDCRACC | 000192 | FCCORE | N | A |
| 17727327117727327117 | 1 | CreateCoreGL  | Unprocessed | STDCRGLM |        | FCCORE | N | A |

Resubmit

Reject

Error Messages

Exit

The records that failed due to processing should be handled operationally.

Common core integration through gateway services can be achieved only if the external adapter plug-in in the GUI installer is enabled.

## 2.3.4 Integration Maintenance

You can maintain external services using 'External Service Maintenance' screen. You can invoke this screen by typing 'IFDEXSER' in the top right corner of the Application toolbar and clicking the adjoining arrow button.

External Service Maintenance

New Enter Query

External System \* Description

External User \*

1 Of 1 Go

| Type | Service Name | WS Endpoint URL | Rest Service Context | Rest Service IP | Rest Service Pattern |
|------|--------------|-----------------|----------------------|-----------------|----------------------|
|      |              |                 |                      |                 |                      |

Maker Date Time: Mod No Record Status

Checker Date Time: Authorization Status

Ok Exit

You can maintain the following in this screen:

### External System

Specify the external system 'FCCORE'. Alternatively, you can select the external system from the option list. The list displays all valid values maintained in the system.

Note: User should maintain external system as 'FCCORE' (This is applicable for Core entities i.e. Customer, Account, GL Code and TRN code) because it depends on static data as well

### Description

The system displays the description based on the external system selected.

### External User

Specify the external user. From this user, core entities would be created in core system.

### Type

Select the type from the drop-down list i.e. Soap request/Rest service.

### Service Name

Specify the service name as 'FCUBSCoreentitiesService'. Alternatively, you can select the service name from the option list. The list displays all valid service name maintained in the system.

WS Endpoint URL Provide WS endpoint URL for the 'FCUBSCoreentitiesService' service.

### Rest Service Context

The system displays the rest service context.

### Rest Service IP

The system displays the rest service IP.

### Rest Service Pattern

The system displays the rest service pattern.

---

**Note**

1. If "FCCORE" is already existed, User can modify the following.
    - "Modify WS Endpoint URL where "FCUBSCoreentitiesService" is installed.
    - "Modify the External User to desired user.
  2. For all requests, SOURCE set as SOURCE\_SYSTEM value in CSTB\_PARAM.
  3. For maintained SOURCE\_SYTEM value, GW maintenance need to be done. (*Refer the section 'Access Rights to an External System' in 'Common Core - Gateway' user guide*)
-

---

## 3. Function ID Glossary

### F

FDEXSER' ..... 2-5

### I

IFDCRERQ ..... 2-2

IFDEXSER ..... 2-5