

# **Oracle Financial Services Currency**

## **User Guide**

**Release 22.09.01**

**September 2022**



## Currency

Copyright © 2022 Oracle and/or its affiliates. All rights reserved.

This software and related documentation are provided under a license agreement containing restrictions on use and disclosure and are protected by intellectual property laws. Except as expressly permitted in your license agreement or allowed by law, you may not use, copy, reproduce, translate, broadcast, modify, license, transmit, distribute, exhibit, perform, publish, or display any part, in any form, or by any means. Reverse engineering, disassembly, or decompilation of this software, unless required by law for interoperability, is prohibited.

The information contained herein is subject to change without notice and is not warranted to be error-free. If you find any errors, please report them to us in writing.

If this is software or related documentation that is delivered to the U.S. Government or anyone licensing it on behalf of the U.S. Government, then the following notice is applicable.

U.S. GOVERNMENT END USERS: Oracle programs, including any operating system, integrated software, any programs installed on the hardware, and/or documentation, delivered to U.S. Government end users are “commercial computer software” pursuant to the applicable Federal Acquisition Regulation and agency-specific supplemental regulations. As such, use, duplication, disclosure, modification, and adaptation of the programs, including any operating system, integrated software, any programs installed on the hardware, and/or documentation, shall be subject to license terms and license restrictions applicable to the programs. No other rights are granted to the U.S. Government.

This software or hardware is developed for general use in a variety of information management applications. It is not developed or intended for use in any inherently dangerous applications, including applications that may create a risk of personal injury. If you use this software or hardware in dangerous applications, then you shall be responsible to take all appropriate fail-safe, backup, redundancy, and other measures to ensure its safe use. Oracle Corporation and its affiliates disclaim any liability for any damages caused by use of this software or hardware in dangerous applications.

Oracle and Java are registered trademarks of Oracle and/or its affiliates. Other names may be trademarks of their respective owners.

Intel and Intel Xeon are trademarks or registered trademarks of Intel Corporation. All SPARC trademarks are used under license and are trademarks or registered trademarks of SPARC International, Inc. AMD, Opteron, the AMD logo, and the AMD Opteron logo are trademarks or registered trademarks of Advanced Micro Devices. UNIX is a registered trademark of The Open Group.

This software or hardware and documentation may provide access to or information about content, products, and services from third parties. Oracle Corporation and its affiliates are not responsible for and expressly disclaim all warranties of any kind with respect to third-party content, products, and services unless otherwise set forth in an applicable agreement between you and Oracle. Oracle Corporation and its affiliates will not be responsible for any loss, costs, or damages incurred due to your access to or use of third-party content, products, or services, except as set forth in an applicable agreement between you and Oracle.

For information on third party licenses, click [here](#).

# Document Control

Version Number	Revision Date	Change Log
1.0	June 2022	Created the first draft of the document

# Table of Contents

- 1 Get Help ..... 5**
  - 1.1 Get Help in the Applications ..... 5
    - 1.1.1 *Additional Resources* ..... 5
  - 1.2 Learn About Accessibility ..... 5
  - 1.3 Get Support..... 5
  - 1.4 Get Training..... 5
  - 1.5 Join Our Community ..... 6
  - 1.6 Share Your Feedback ..... 6
  - 1.7 Before You Begin ..... 6
- 2 Currency ..... 7**
  - 2.1 Currency Summary Page ..... 7
  - 2.2 Search a Currency ..... 8
  - 2.3 Add Currency ..... 9
  - 2.4 View and Edit Currency..... 10
  - 2.5 Delete a Currency..... 10

# 1 Get Help

## Topics:

- [Get Help in the Applications](#)
- [Learn About Accessibility](#)
- [Get Support](#)
- [Get Training](#)
- [Join Our Community](#)
- [Share Your Feedback](#)
- [Before You Begin](#)

## 1.1 Get Help in the Applications

Use help icons to access help in the application.

Note that not all pages have help icons. You can also access the [Oracle Help Center](#) to find guides and videos.

### 1.1.1 Additional Resources

- Community: Use [Oracle Cloud Customer Connect](#) to get information from experts at Oracle, the partner community, and other users.
- Training: Take courses on Oracle Cloud from [Oracle University](#).

## 1.2 Learn About Accessibility

For information about Oracle's commitment to accessibility, visit the [Oracle Accessibility Program](#). Videos included in this guide are provided as a media alternative for text-based topics also available in this guide.

## 1.3 Get Support

You can get support at [My Oracle Support](#).

For accessible support, visit Oracle Accessibility Learning and Support.

## 1.4 Get Training

Increase your knowledge of Oracle Cloud by taking courses at [Oracle University](#).

## 1.5 Join Our Community

Use [Cloud Customer Connect](#) to get information from industry experts at Oracle and in the partner community. You can join forums to connect with other customers, post questions, and watch events.

## 1.6 Share Your Feedback

We welcome your feedback about Oracle Applications user assistance. If you need clarification, find an error, or just want to tell us what you found helpful, we'd like to hear from you.

You can email your feedback to [My Oracle Support](#).

Thanks for helping us improve our user assistance!

## 1.7 Before You Begin

Refer to following Documents:

- [See What's New](#)
- [Get started with Cash Flow Engine Cloud Service](#)

## 2 Currency

Financial institutions transact business in more than one currency. Transacting business in multiple currencies demands functional capabilities for multi-currency accounting and currency rate management.

Currency module supports the definitions and maintenance of currencies. Currency definitions are fundamental to the definition of both interest rate yield curves and currency exchange rates. A key attribute of every yield curve is the currency with which it is associated, and currency exchange rates can only be established between defined currencies. A comprehensive list of ISO-defined currencies is provided; you can also define and add your user-defined currencies.

### Topics

- [Currency Summary Page](#)
- [Search for Currency](#)
- [Add a Currency](#)
- [View and Edit Currency](#)
- [Delete Currency](#)

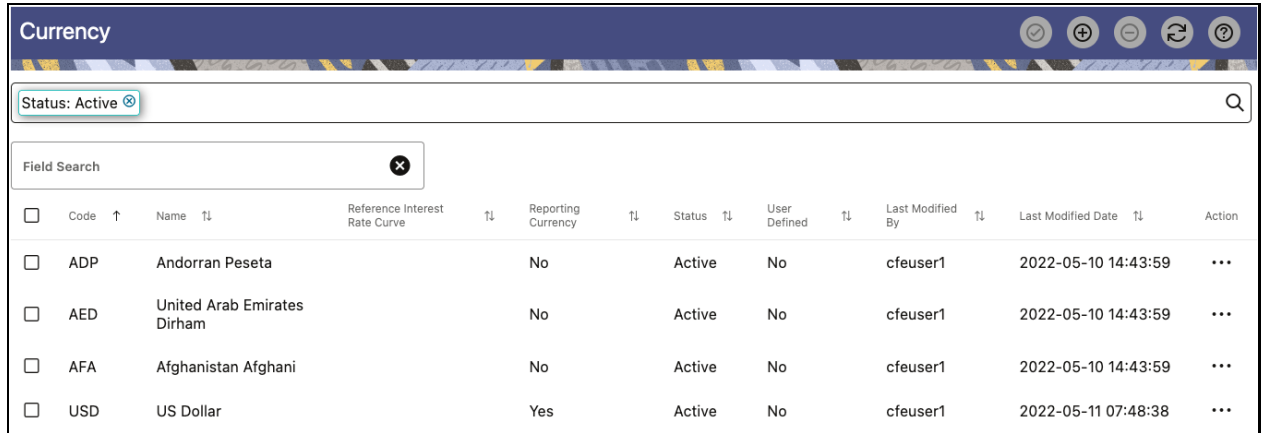
### 2.1 Currency Summary Page

This page is the gateway to all Currencies and related functionality. You can navigate to other pages relating to Currency from this point. The **Currency Summary** Page displays the following columns.

**Table: Currency – Fields and Descriptions**

Column	Description
Code	Displays the 3-letter ISO code of Currency
Name	Displays the name of currency
Reference Interest Rate Curve	Displays the Reference Interest Rate Curve of Currency
Reporting Currency	Indicates whether currency is marked for use as Reporting Currency
Status	Displays the Active or Inactive status of Currency.
User Defined	Identifies any user-defined currency, i.e. a currency not seeded by PBSM
Last Modified By	Displays the Name of the user who last modified the Currency
Last Modified Date	Displays the Date and Time when Currency was modified last
Action	Displays the list of actions that can be performed on the Currency. For more information, see <a href="#">Currency – Icons and Descriptions</a> .



Figure 1: Currency Summary Page



<input type="checkbox"/>	Code ↑	Name ↓	Reference Interest Rate Curve ↑	Reporting Currency ↑	Status ↑	User Defined ↑	Last Modified By ↑	Last Modified Date ↑	Action
<input type="checkbox"/>	ADP	Andorran Peseta		No	Active	No	cfeuser1	2022-05-10 14:43:59	...
<input type="checkbox"/>	AED	United Arab Emirates Dirham		No	Active	No	cfeuser1	2022-05-10 14:43:59	...
<input type="checkbox"/>	AFA	Afghanistan Afghani		No	Active	No	cfeuser1	2022-05-10 14:43:59	...
<input type="checkbox"/>	USD	US Dollar		Yes	Active	No	cfeuser1	2022-05-11 07:48:38	...

The **Action** column on the **Currency Summary** page and icons on top right of the page offers several actions that allow you to perform different functions. The following actions are available for the Currency.

Table: Currency– Icons and Descriptions

Fields	Description
Activate	Select one or more currency and click <b>Activate</b> icon to change status to active.
Add	Click <b>Add</b> icon to create a new Currency.
Multiple Delete	Select one or more currencies in the table and then click the <b>Delete</b> icon at the top right of the summary page to delete more than one Currencies at the same time.
View/Edit	Click  in the <b>Action</b> column and select <b>View/Edit</b> to view or edit the contents of a Currency in read/write format. Depending on user privileges the currency will open in either View or Edit mode.
Delete	Click  in the <b>Action</b> column and select <b>Delete</b> to delete an existing Currency.

## 2.2 Search a Currency

Search for a Currency to perform any of the following tasks:

- Activate
- View
- Edit
- Delete

### Prerequisites



## Predefined Currencies

**Procedure**

To search the Currency, follow these steps:

1. Navigate to **Reference Data** and select **Currency** page.
2. Enter the **Code, Name, Status, Reporting Currency**, or **User Defined** status of the Currency.
3. Click the **Search**.



Only Currencies that match the search criteria are displayed.

## 2.3 Add Currency

To add a Currency, follow these steps:

1. Navigate to **Reference Data** and select **Currency**.
2. Click **Add** icon on **Currency summary** page. The **Add Currency** page is displayed.

**Add Currency**

 Save  Cancel

Currency Code

Enter 3 letter ISO currency code

Currency Name

Required

Reference Interest Rate Curve

▼

Reporting Currency

No

▼

Status

Inactive

▼

3. Enter the following details:

Fields	Description
Currency Code	For seeded currencies, these are ISO Currency Codes. For user-defined currencies, these can be any pure character string (no numbers) up to a length of 3 characters.
Currency Name	For seeded currencies, these are ISO Currency Codes. For user-defined currencies, these can be any string up to a length of 40 characters.


Fields	Description
Reference Interest Rate Curve	Reference Interest Rate Curve is the Interest Rate Curve with which currency is associated for exchange rate forecasting purposes. Define multiple yield curves each of which has the same Reference Currency, but a currency can only have one Reference Interest Rate Curve
Reporting Currency	A reporting currency is an active currency to which balances in other currencies can be consolidated to facilitate reporting. Balances in reporting currencies can be, in turn, consolidated to the functional currency. For example, an American multinational bank might consolidate its holdings in Asian currencies to the Japanese yen (Reporting Currency) and its balances in European currencies to the Euro (Reporting Currency) after which it might consolidate these reporting currencies to the U.S. dollar (Functional Currency).
Status	The status of any currency can be either Active or Inactive. You must Activate a currency before doing the followings: <ol style="list-style-type: none"> <li>1. Define that currency as a Reference Currency for an Interest Rate curve.</li> <li>2. Enter Exchange Rate data for a currency.</li> <li>3. Define Forecast Rates for that currency.</li> <li>4. Define any other business rule like Prepayment, Transfer Pricing for that currency.</li> </ol>

4. Click **Save**.

## 2.4 View and Edit Currency

You can view existing Currency, and you can edit existing Currencies, provided you have read/write privileges.

To view and edit a Currency, follow these steps:

1. Navigate to **Currency Summary** Page.
2. Search for a Currency. For further information, see the [Searching a Currency](#) section.
3. Click  in the **Action** column and select **View/Edit** to open the Currency you want to update.
4. Update the Currency details.
5. Click **Save**.

## 2.5 Delete a Currency


You can delete Currencies that are no longer required.

**NOTE**

A Currency cannot be retrieved after deletion. Restrictions on deleting Currencies are:

- You cannot delete Currencies if you have only Read privileges. Only users with read/write privileges and Currency owners can delete Currencies.
- You cannot delete a Currency that has a dependency.

To delete a Currency, follow these steps:

1. Navigate to **Currency Summary** Page.
2. Search for a Currency and select it. For further information, see the [Searching a Currency](#) section.
3. Click  in the **Action** column and select **Delete**.

## OFSAA Support

Raise a Service Request (SR) in [My Oracle Support \(MOS\)](#) for queries related to the OFSAA applications.

## Send Us Your Comments

Oracle welcomes your comments and suggestions on the quality and usefulness of this publication. Your input is an important part of the information used for revision.

- Did you find any errors?
- Is the information clearly presented?
- Do you need more information? If so, where?
- Are the examples correct? Do you need more examples?
- What features did you like most about this manual?

**If you find any errors or have any other suggestions for improvement, indicate the title and part number of the documentation along with the chapter/section/page number (if available) and contact the My Oracle Support.**

Before sending us your comments, you might like to ensure that you have the latest version of the document wherein any of your concerns have already been addressed. You can access My Oracle Support site that has all the revised or recently released documents.