

Components User Guide

Oracle FLEXCUBE Investor Servicing

Release 14.5.1.0.0

Part Number F47232-01

September 2021

Components User Guide
September 2021
Oracle Financial Services Software Limited

Oracle Park

Off Western Express Highway
Goregaon (East)
Mumbai, Maharashtra 400 063
India

Worldwide Inquiries:

Phone: +91 22 6718 3000

Fax: +91 22 6718 3001

www.oracle.com/financialservices/

Copyright © 2007, 2021, Oracle and/or its affiliates.

Oracle and Java are registered trademarks of Oracle and/or its affiliates. Other names may be trademarks of their respective owners.

U.S. GOVERNMENT END USERS: Oracle programs (including any operating system, integrated software, any programs embedded, installed or activated on delivered hardware, and modifications of such programs) and Oracle computer documentation or other Oracle data delivered to or accessed by U.S. Government end users are "commercial computer software" or "commercial computer software documentation" pursuant to the applicable Federal Acquisition Regulation and agency-specific supplemental regulations. As such, the use, reproduction, duplication, release, display, disclosure, modification, preparation of derivative works, and/or adaptation of i) Oracle programs (including any operating system, integrated software, any programs embedded, installed or activated on delivered hardware, and modifications of such programs), ii) Oracle computer documentation and/or iii) other Oracle data, is subject to the rights and limitations specified in the license contained in the applicable contract. The terms governing the U.S. Government's use of Oracle cloud services are defined by the applicable contract for such services. No other rights are granted to the U.S. Government.

This software or hardware is developed for general use in a variety of information management applications. It is not developed or intended for use in any inherently dangerous applications, including applications that may create a risk of personal injury. If you use this software or hardware in dangerous applications, then you shall be responsible to take all appropriate failsafe, backup, redundancy, and other measures to ensure its safe use. Oracle Corporation and its affiliates disclaim any liability for any damages caused by use of this software or hardware in dangerous applications.

This software and related documentation are provided under a license agreement containing restrictions on use and disclosure and are protected by intellectual property laws. Except as expressly permitted in your license agreement or allowed by law, you may not use, copy, reproduce, translate, broadcast, modify, license, transmit, distribute, exhibit, perform, publish or display any part, in any form, or by any means. Reverse engineering, disassembly, or decompilation of this software, unless required by law for interoperability, is prohibited. The information contained herein is subject to change without notice and is not warranted to be error-free. If you find any errors, please report them to us in writing.

This software or hardware and documentation may provide access to or information on content, products and services from third parties. Oracle Corporation and its affiliates are not responsible for and expressly disclaim all warranties of any kind with respect to third-party content, products, and services. Oracle Corporation and its affiliates will not be responsible for any loss, costs, or damages incurred due to your access to or use of third-party content, products, or services.

Table of Contents

1. About This Manual	1-1
1.1 Introduction.....	1-1
1.2 Related Documents	1-1
1.3 Audience.....	1-1
1.4 Organization	1-1
1.5 Conventions Used in this Manual.....	1-1
1.5.1 <i>General Conventions</i>	1-2
1.5.2 <i>Keyboard Conventions</i>	1-2
1.6 Glossary of Icons.....	1-2
1.7 Abbreviations and Acronyms.....	1-2
1.8 Getting Help.....	1-3
2. Distributor Installations	2-1
2.1 Distributor Installations	2-1
2.1.1 <i>Features of Distributor Installations</i>	2-1
2.1.2 <i>Mapping Entities to Distributor</i>	2-1
2.1.3 <i>Investor Account Preferences</i>	2-2
2.1.4 <i>Transactions for Unit Holders</i>	2-2
2.1.5 <i>Switching Logic</i>	2-2
2.1.6 <i>Funds at a Distributor Installation</i>	2-2

1. About This Manual

1.1 Introduction

Welcome to Oracle FLEXCUBE Investor Servicing™, a comprehensive mutual funds automation software from Oracle Financial Servicing Software Ltd. ©.

This Oracle FLEXCUBE Investor Servicing User Manual helps you use the system to achieve optimum automation of all your mutual fund investor servicing processes. It contains guidelines for specific tasks, descriptions of various features and processes in the system and general information.

1.2 Related Documents

The User Manual is organized in to various parts, each discussing a component of the Oracle FLEXCUBE Investor Servicing system.

1.3 Audience

This Fund Manager User Manual is intended for the Fund Administrator users and system operators in the AMC.

1.4 Organization

This volume of the Fund Manager User manual is organized under the following chapter sequence:

Chapter	Description
Chapter 1	<i>About This Manual</i> explains the structure, audience, organization, and related documents of this manual.
Chapter 2	<i>Appendix - Distributor Installations</i> explains distributor installations and their features.

1.5 Conventions Used in this Manual

Before you begin using this User Manual, it is important to understand the typographical conventions used in it.

1.5.1 General Conventions





Convention	Type of Information
<i>Italic type</i>	Functional /foreign terms Validations for fields on a screen References to related Headings/Users Manuals For emphasis
Numbered Bullet	Step by step procedures

1.5.2 Keyboard Conventions

Convention	Type of Information
Keys	All keys of the keyboard are represented in capital letters. For example, <CTRL>.
Shortcut keys	All short cut keys are contained in brackets. For example, <ALT+SHIFT>.

1.6 Glossary of Icons

This User Manual may refer to all or some of the following icons.

Icons	Function
	Exit
	Add Row
	Delete Row
	Option List

1.7 Abbreviations and Acronyms

The following acronyms and abbreviations are adhered to in this User Manual:

Abbreviation/ Acronym	Meaning
ADMIN	User Administrator
AGY	The Agency Branch component of the system
AMC	Asset Management Company
BOD	Beginning of Day
CDSC	Contingent Deferred Sales Charge

Abbreviation/ Acronym	Meaning
CGT	Capital Gains Tax
CIF	Customer Information File
EOD	End of Day
EPU	Earnings per unit
FC-IS	Oracle FLEXCUBE Investor Servicing
FMG	The Fund Manager component of the system
FPADMIN	Oracle FLEXCUBE Administrator
ID	Identification
IHPP	Inflation Hedged Pension Plan
IPO	Initial Public Offering
LEP	Life and Endowment Products
LOI	Letter of Intent
NAV	Net Asset Value
REG	The Registrar component of the system
ROA	Rights of Accumulation
ROI	Return on Investment
SI	Standing Instructions
SMS	Security Management System
URL	Uniform Resource Locator
VAT	Value Added Tax
WAUC	Weighted Average Unit Cost

1.8 Getting Help

Online help is available for all tasks. You can get help for any function by clicking the help icon provided or by pressing F1.

2. Distributor Installations

Investors that invest in a fund floated by an AMC may do so through a distributor organization, in which the investors have unit holder accounts. The distributor may market funds floated by different AMCs.

In such a case, the unit holders, brokers and other entities would have accounts in the distributor organization, through which they invest in funds floated by an AMC for which the distributor organization markets funds.

Oracle FLEXCUBE Investor Servicing provides the facility of setting up a distributor installation, where the entities such as unit holders, brokers and so on, would be associated with the distributor and not the AMC of the fund in which they have invested.

This chapter contains the following sections:

- [Section 2.1, "Distributor Installations"](#)

2.1 Distributor Installations

This section contains the following topics:

- [Section 2.1.1, "Features of Distributor Installations"](#)
- [Section 2.1.2, "Mapping Entities to Distributor"](#)
- [Section 2.1.3, "Investor Account Preferences"](#)
- [Section 2.1.4, "Transactions for Unit Holders"](#)
- [Section 2.1.5, "Switching Logic"](#)
- [Section 2.1.6, "Funds at a Distributor Installation"](#)

2.1.1 Features of Distributor Installations

For distributor installations, the distributor is specified as the default institution at the time of installation. The distributor is set up as entity in the system, and the entity record can be viewed through the Entity Maintenance screen. The system defaults and system parameters are maintained for the distributor.

No new distributor entities can be maintained, except the distributor entity created at the time of installation. In the Entity Maintenance screen, the distributor record can be edited, but not deleted, and no new distributor records can be set up.

Note

A distributor type of installation is not available unless you have specifically requested for it.

2.1.2 Mapping Entities to Distributor

When unit holder accounts or broker records are set up for new investors /brokers, they can be mapped to the distributor entity. The logic of generation of ID's for unit holders will include the distributor ID and not an AMC.

2.1.3 Investor Account Preferences

When Income Distribution Setup options, standing instructions, deals, letters of intent, non-tax limits are set up for a unit holder account, they will be applicable to investments entered into at the distributor organization to which the account is mapped.

2.1.4 Transactions for Unit Holders

Since unit holders could subscribe to funds floated by different AMC's at a distributor installation, transactions are accepted for unit holders into funds that are mapped to different AMC's.

2.1.5 Switching Logic

The restrictions for switch transactions (switches between different AMC's) are not applicable in a distributor installation.

2.1.6 Funds at a Distributor Installation

Funds floated by different AMC's can be set up at the distributor installation. As mentioned earlier, restrictions to switching between funds of different AMC's will not be applicable.