

Development\_Workbench\_DMS\_Integration  
Oracle FLEXCUBE Investor Servicing  
Release 14.5.2.0.0  
[November] [2021]



---

# Table of Contents

- 1. PREFACE ..... 1-1
  - 1.1 INTRODUCTION ..... 1-1
  - 1.2 AUDIENCE ..... 1-1
  - 1.3 RELATED DOCUMENTS..... 1-1
- 2. DEVELOPMENT WORKBENCH DMS INTEGRATION ..... 2-1

---

# 1. Preface

## 1.1 Introduction

This document provides the steps that involve DMS Integration activities.

## 1.2 Audience

This document is intended for FLEXCUBE Application developers who are required to the following:

- Install and setup Open Development Tool development environment for DMS Integration activities

To Use this manual, you need conceptual and working knowledge of the below:

<b>Proficiency</b>	<b>Resources</b>
FLEXCUBE Functional Architecture	Training programs from Oracle Financial Software Services.
FLEXCUBE Technical Architecture	Training programs from Oracle Financial Software Services.
FLEXCUBE Object Naming conventions	Development Overview Guide
Working knowledge of Web based applications	Self-Acquired
Working knowledge of Oracle Database	Oracle Documentations
Working knowledge of PLSQL developer	Respective vendor documents
Working knowledge of PLSQL & SQL Language	Self-Acquired
Working knowledge of XML files	Self-Acquired

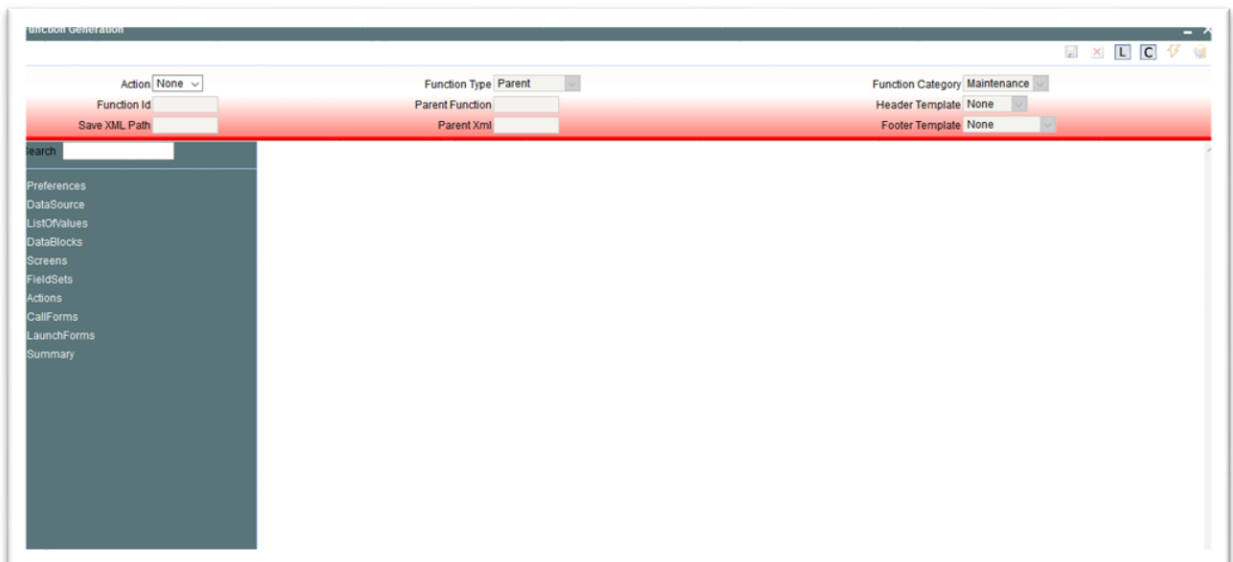
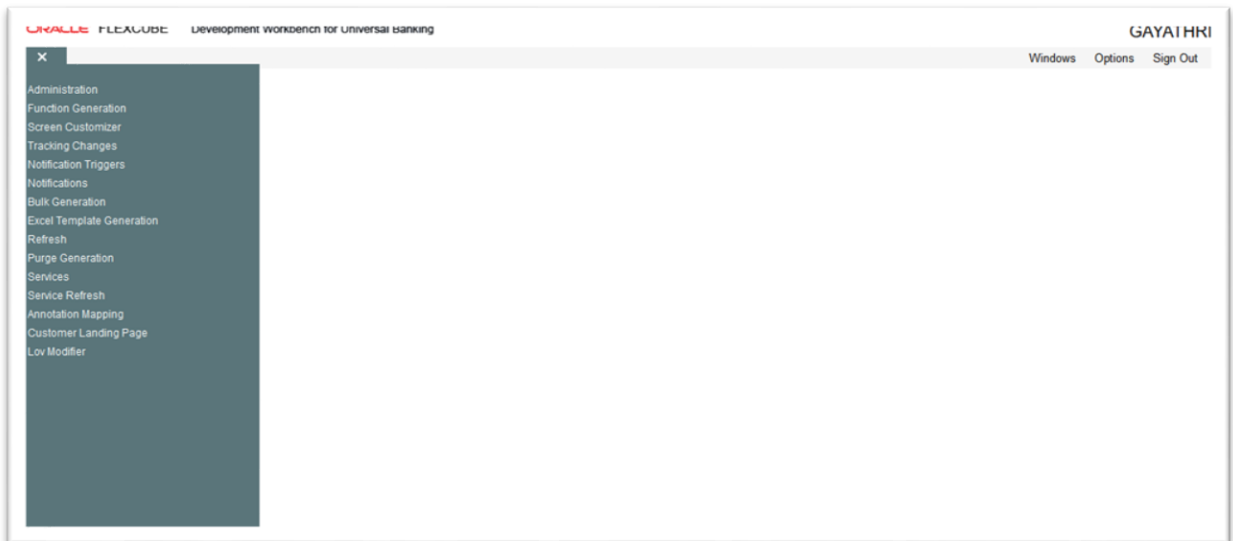
## 1.3 Related documents

For more information, see following documents.

- ODT Installation
- Development of Call Form

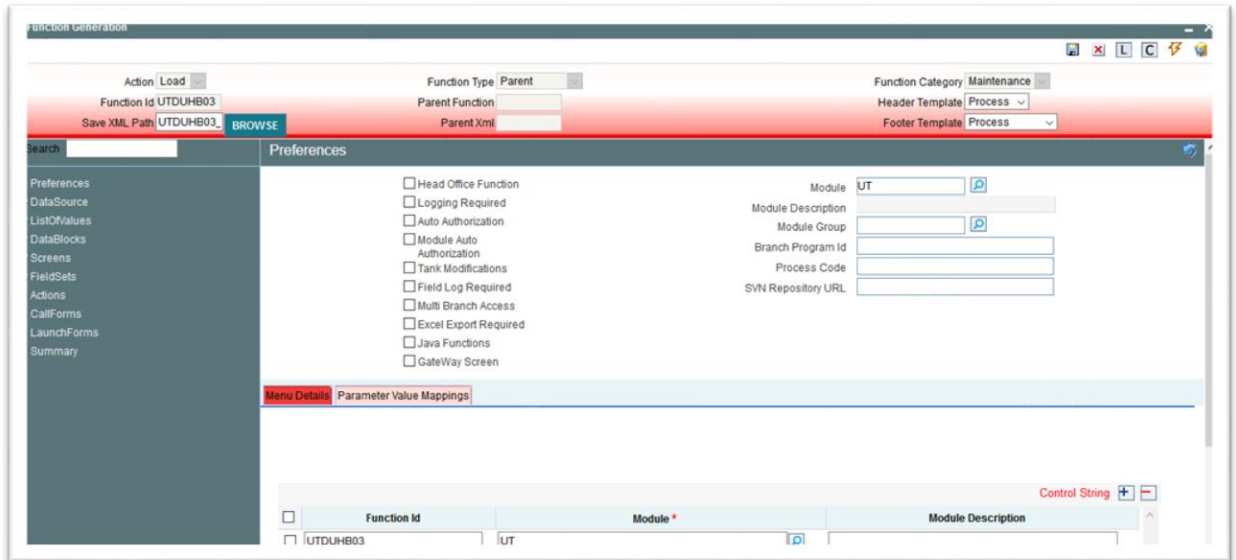
## 2. Development Workbench DMS Integration

1. Launch ODT tool.
2. Set Release and Environment details.



3. Open Function Generation.
4. Load the RADXML in which document upload CallForm has to be integrated.

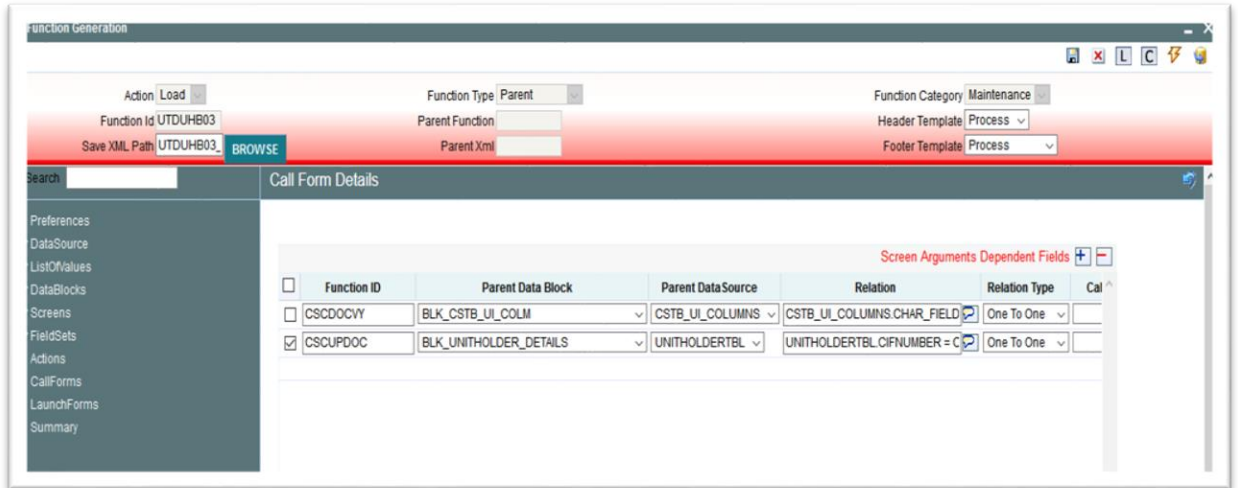
5. Select “CallForms”.



6. Enter all the necessary CallForm details (CSCUPDOC). Give the details as shown in below example,

For BPEL Screen,

Function Id	CSCUPDOC
Parent Data Block	BLK_UNITHOLDER_DETAILS
Parent Data Source	UNITHOLDERTBL
Relation	UNITHOLDERTBL.CIFNUMBER = CSTB_DOC_UPLOAD_MASTER.KEY_ID
Relation Type	One to One



7. Navigate to DataBlocks.
8. Press Add button to enter more details as shown below,

Field Name	BTN_DOCUPLOAD
Field Label	LBL_DOCUPD
Event Name	onclick
Function Name	fn_docupload()
Event Type	Callform
Button Screen	CVS_UNITHOLDER
CallForm Name	CSCUPDOC
Screen Name	CVS_UPDOC

Function Generation

Action Load  Function Type Parent  Function Category Maintenance

Function Id UTDUHB03  Parent Function  Header Template Process

Save XML Path UTDUHB03  BROWSE  Parent Xml  Footer Template Process

Block Field Properties

Field Name:  XSD Tag

Field Label:  Comment ID

DataSource  Field Size

Column Name  Maximum Length

Data Type  Minimum Value

Display Type:  Maximum Value

Item Type:  Maximum Decimals

Parent Field  TextArea Rows

Related Block  TextArea Columns

Related Field  Default Value

LOV Name  Preview Value

Off Line LOV Name  Mask Id

Fieldset Name

CLASSID

Required  Visible  Read Only  Calendar Text  Popup Edit Required  Uppercase Only  LOV Validation Required  Input by LOV Only  Not Required in Xsd  Report Parameter  Format Required  Hot Key Required  Focus Required  Exact Fetch  Joint Holder Hot Key Required

Custom Attributes  Events

Attribute Name	Attribute Value	Active	Move Up	Move Down

Custom Attributes  Events

Event Name	Function Name	Event Type	Button Screen	CallForm Name	Screen Name
<input checked="" type="checkbox"/> onclick	<input type="text" value="fn_docupload()"/>	<input type="text" value="Callform"/>	<input type="text" value="CVS_UNIT"/>	<input type="text" value="CSCUPDOC"/>	<input type="text" value="CVS_UPDOC"/>

9. Generate the RAD output and deploy the same.

**Note:**

- Ensure that the document upload callform objects are compiled in the ODT schema.
- Check that the DMS server is up and running and the details are available in the FCUBS properties file.
- CallForm JS files are deployed in the environment.



Development\_Workbench\_DMS\_Integration  
[November] [2021]  
Version 14.5.2.0.0

Oracle Financial Services Software Limited  
Oracle Park  
Off Western Express Highway  
Goregaon (East)  
Mumbai, Maharashtra 400 063  
India

Worldwide Inquiries:  
Phone: +91 22 6718 3000  
Fax: +91 22 6718 3001  
[www.oracle.com/financialservices/](http://www.oracle.com/financialservices/)

Copyright © [2007], [2021], Oracle and/or its affiliates.

Oracle and Java are registered trademarks of Oracle and/or its affiliates. Other names may be trademarks of their respective owners.

**U.S. GOVERNMENT END USERS:** Oracle programs (including any operating system, integrated software, any programs embedded, installed or activated on delivered hardware, and modifications of such programs) and Oracle computer documentation or other Oracle data delivered to or accessed by U.S. Government end users are "commercial computer software" or "commercial computer software documentation" pursuant to the applicable Federal Acquisition Regulation and agency-specific supplemental regulations. As such, the use, reproduction, duplication, release, display, disclosure, modification, preparation of derivative works, and/or adaptation of i) Oracle programs (including any operating system, integrated software, any programs embedded, installed or activated on delivered hardware, and modifications of such programs), ii) Oracle computer documentation and/or iii) other Oracle data, is subject to the rights and limitations specified in the license contained in the applicable contract. The terms governing the U.S. Government's use of Oracle cloud services are defined by the applicable contract for such services. No other rights are granted to the U.S. Government.

This software or hardware is developed for general use in a variety of information management applications. It is not developed or intended for use in any inherently dangerous applications, including applications that may create a risk of personal injury. If you use this software or hardware in dangerous applications, then you shall be responsible to take all appropriate failsafe, backup, redundancy, and other measures to ensure its safe use. Oracle Corporation and its affiliates disclaim any liability for any damages caused by use of this software or hardware in dangerous applications.

This software and related documentation are provided under a license agreement containing restrictions on use and disclosure and are protected by intellectual property laws. Except as expressly permitted in your license agreement or allowed by law, you may not use, copy, reproduce, translate, broadcast, modify, license, transmit, distribute, exhibit, perform, publish or display any part, in any form, or by any means. Reverse engineering, disassembly, or decompilation of this software, unless required by law for interoperability, is prohibited.

The information contained herein is subject to change without notice and is not warranted to be error-free. If you find any errors, please report them to us in writing.

This software or hardware and documentation may provide access to or information on content, products and services from third parties. Oracle Corporation and its affiliates are not responsible for and expressly disclaim all warranties of any kind with respect to third-party content, products, and services. Oracle Corporation and its affiliates will not be responsible for any loss, costs, or damages incurred due to your access to or use of third-party content, products, or services.