

Biometric Integration User Guide

# **Oracle FLEXCUBE Universal Banking**

Release 14.5.4.0.0

**Part No. F52800-01**

February 2022

Biometric Integration User Guide  
Oracle Financial Services Software Limited  
Oracle Park

Off Western Express Highway  
Goregaon (East)  
Mumbai, Maharashtra 400 063  
India

Worldwide Inquiries:

Phone: +91 22 6718 3000

Fax: +91 22 6718 3001

<https://www.oracle.com/industries/financial-services/index.html>

Copyright © 2007, 2022, Oracle and/or its affiliates. All rights reserved.

Oracle and Java are registered trademarks of Oracle and/or its affiliates. Other names may be trademarks of their respective owners.

U.S. GOVERNMENT END USERS: Oracle programs, including any operating system, integrated software, any programs installed on the hardware, and/or documentation, delivered to U.S. Government end users are “commercial computer software” pursuant to the applicable Federal Acquisition Regulation and agency-specific supplemental regulations. As such, use, duplication, disclosure, modification, and adaptation of the programs, including any operating system, integrated software, any programs installed on the hardware, and/or documentation, shall be subject to license terms and license restrictions applicable to the programs. No other rights are granted to the U.S. Government.

This software or hardware is developed for general use in a variety of information management applications. It is not developed or intended for use in any inherently dangerous applications, including applications that may create a risk of personal injury. If you use this software or hardware in dangerous applications, then you shall be responsible to take all appropriate failsafe, backup, redundancy, and other measures to ensure its safe use. Oracle Corporation and its affiliates disclaim any liability for any damages caused by use of this software or hardware in dangerous applications.

This software and related documentation are provided under a license agreement containing restrictions on use and disclosure and are protected by intellectual property laws. Except as expressly permitted in your license agreement or allowed by law, you may not use, copy, reproduce, translate, broadcast, modify, license, transmit, distribute, exhibit, perform, publish or display any part, in any form, or by any means. Reverse engineering, disassembly, or decompilation of this software, unless required by law for interoperability, is prohibited.

The information contained herein is subject to change without notice and is not warranted to be error-free. If you find any errors, please report them to us in writing.

This software or hardware and documentation may provide access to or information on content, products and services from third parties. Oracle Corporation and its affiliates are not responsible for and expressly disclaim all warranties of any kind with respect to third-party content, products, and services. Oracle Corporation and its affiliates will not be responsible for any loss, costs, or damages incurred due to your access to or use of third-party content, products, or services.

---

# Contents

<b>1. Oracle FCUBS - Biometric Integration .....</b>	<b>1-1</b>
1.1 Scope .....	1-1
1.2 Prerequisite .....	1-1
1.3 Integration Process.....	1-1
1.3.1 <i>Technical Flow</i> .....	1-1
1.3.2 <i>Technical Changes in FLEXCUBE UBS</i> .....	1-2

---

# 1. Oracle FCUBS - Biometric Integration

FLEXCUBE UBS branch module can be integrated with third party face recognition system. Use case supported is to alert relationship manager when an important customer enters the branch. System would also pop up a shortcut to the customer landing page of the walked in customer for quick access by the relationship manager.

This chapter contains the following sections:

- [Section 1.1, "Scope"](#)
- [Section 1.2, "Prerequisite"](#)
- [Section 1.3, "Integration Process"](#)

## 1.1 Scope

This section describes the scope of the integration with respect to FCUBS and Biometric System.

In FCUBS API is developed to be used by third party face recognition system to send Customer ID and Image details through Rest Services to FCUBS.

Mechanism to send a trigger/notification to specific RMs FCUBS application in the browser from AS. A Pop-up screen which displays customer details including image to RM.

Click on the popup screen takes the user to customer landing page, where the customer context is set and the user can perform various transactions for the customer.

## 1.2 Prerequisite

Set up Oracle FLEXCUBE Universal Banking Application and third party face recognition system.

## 1.3 Integration Process

This chapter contains the following sections:

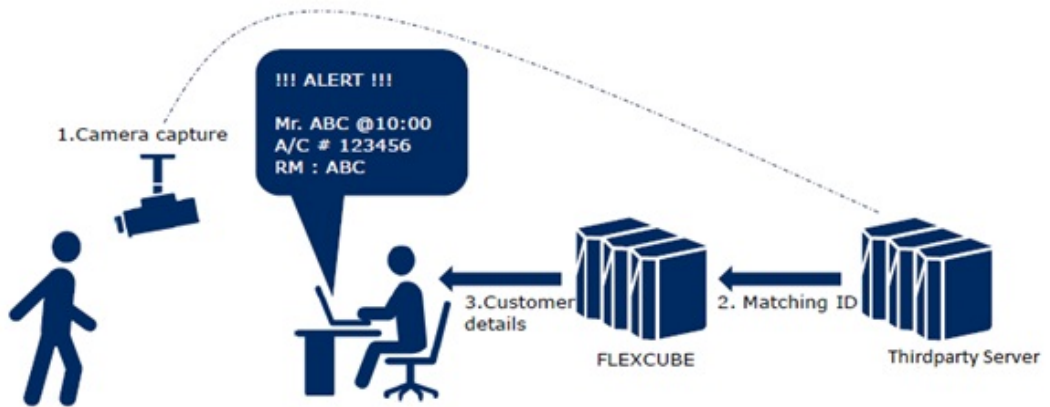
- [Section 1.3.1, "Technical Flow"](#)
- [Section 1.3.2, "Technical Changes in FLEXCUBE UBS"](#)

### 1.3.1 Technical Flow

Setup and population of data in third party face recognition system is outside the scope of this document.

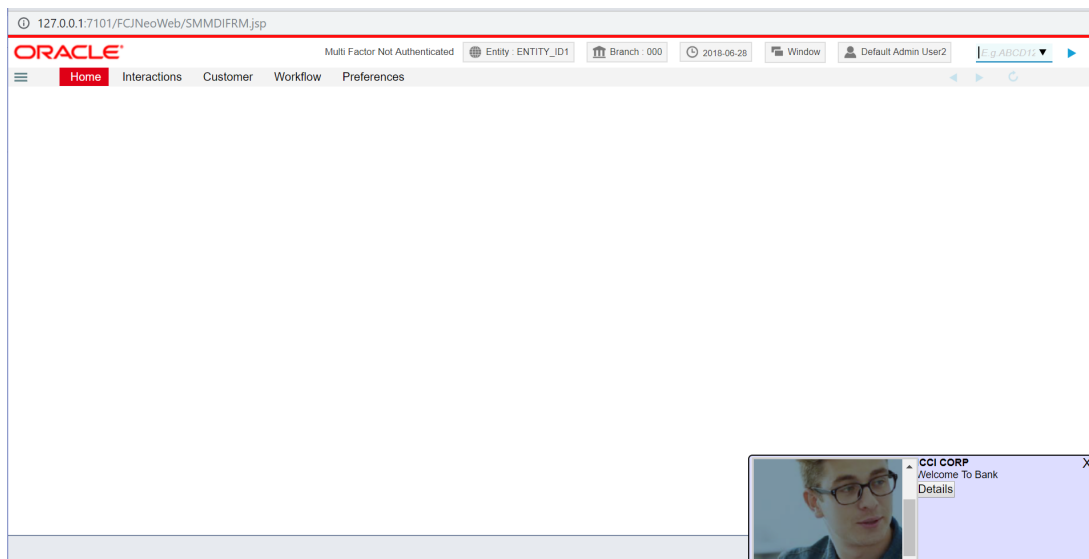
The integration flow in detail:

- Thirdparty Biometric server accepts the face and matches against the whitelist database.
- Once the match is found Thirdparty server sends the matching ID (customer number) and Image to FLEXCUBE
- FLEXCUBE fetches all the customer details (Customer Name, RM details) and shows the pop-up on the FLEXCUBE UBS screen of the relationship manager

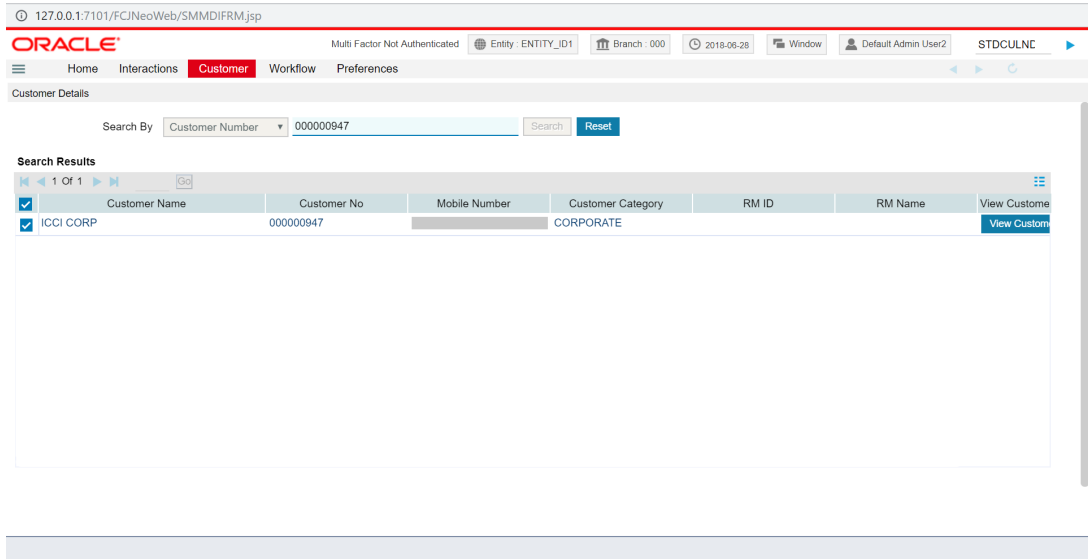


### 1.3.2 Technical Changes in FLEXCUBE UBS

- A RESTful Web Services developed and available in FLEXCUBE UBS as an API to Third-party.
- The Third-party software sends the customer id and image to the FLEXCUBE UBS application through the API.
- The Application retrieves the customer information from the database and sends a message via WebSocket channel.
- Pop up message display on Application based on the message received in WebSocket.



Above screen shows how the notification appear to Relationship manager whenever customer walks into branch.



Above screen displays when Relationship manager click on the details button on the popup.