

Oracle Banking Trade Finance - Enterprise Limits and
Collateral Management Integration

Oracle Banking Trade Finance

Release 14.5.4.0.0

Part No. F53381-01

February 2022

Oracle Banking Trade Finance - Enterprise
Limits and Collateral Management Integration
User Guide

Oracle Financial Services Software Limited
Oracle Park

Off Western Express Highway Goregaon
(East)

Mumbai, Maharashtra 400 063 India

Worldwide Inquiries:

Phone: +91 22 6718 3000

Fax: +91 22 6718 3001

<https://www.oracle.com/industries/financial-services/index.html> Copyright © 2020, 2022,
Oracle and/or its affiliates. All rights reserved.

Oracle and Java are registered trademarks of Oracle and/or its affiliates. Other names may be trademarks of their respective owners.

U.S. GOVERNMENT END USERS: Oracle programs, including any operating system, integrated software, any programs installed on the hardware, and/or documentation, delivered to U.S. Government end users are “commercial computer software” pursuant to the applicable Federal Acquisition Regulation and agency-specific supplemental regulations. As such, use, duplication, disclosure, modification, and adaptation of the programs, including any operating system, integrated software, any programs installed on the hardware, and/or documentation, shall be subject to license terms and license restrictions applicable to the programs. No other rights are granted to the U.S. Government.

This software or hardware is developed for general use in a variety of information management applications. It is not developed or intended for use in any inherently dangerous applications, including applications that may create a risk of personal injury. If you use this software or hardware in dangerous applications, then you shall be responsible to take all appropriate failsafe, backup, redundancy, and other measures to ensure its safe use. Oracle Corporation and its affiliates disclaim any liability for any damages caused by use of this software or hardware in dangerous applications.

This software and related documentation are provided under a license agreement containing restrictions on use and disclosure and are protected by intellectual property laws. Except as expressly permitted in your license agreement or allowed by law, you may not use, copy, reproduce, translate, broadcast, modify, license, transmit, distribute, exhibit, perform, publish or display any part, in any form, or by any means. Reverse engineering, disassembly, or decompilation of this software, unless required by law for interoperability, is prohibited.

The information contained herein is subject to change without notice and is not warranted to be error-free. If you find any errors, please report them to us in writing.

This software or hardware and documentation may provide access to or information on content, products and services from third parties. Oracle Corporation and its affiliates are not responsible for and expressly disclaim all warranties of any kind with respect to third-party content, products, and services. Oracle Corporation and its affiliates will not be responsible for any loss, costs, or damages incurred due to your access to or use of third-party content, products, or services.

Contents

- 1. Introduction 1**
 - 1.1 Audience 1
 - 1.2 Documentation Accessibility 1
 - 1.3 Organization 1
 - 1.4 Acronyms and Abbreviations 2
 - 1.5 Glossary of Icons 2
 - 1.6 Related Documents 2

- 2. Oracle OBTF - ELCM Integration 3**
 - 2.1 Scope 3
 - 2.1.1 *OBTF Installation Modes* 3
 - 2.2 Prerequisites 4
 - 2.2.1 *Prerequisites in Oracle Banking Trade Finance* 4
 - 2.2.2 *Prerequisites in Enterprise Limits and Collateral Management* 5
 - 2.3 Integration Process 6
 - 2.3.1 *Installation Modes* 6
 - 2.3.2 *Integration Processing* 7

- 3. Annexure 8**
 - 3.1 List of Integration Features 8

- 4. Function ID Glossary 9**

1. Introduction

This document helps you acquaint with the information on inter-connecting Oracle Banking Trade Finance (OBTF) with Enterprise Limits and Collateral Management (ELCM).

Besides this user manual, while maintaining the interface related details, you can invoke the context sensitive help available for each field in OBTF. This help describes the purpose of each field within a screen. You can obtain this information by placing the cursor on the relevant field and striking the <F1> key on the keyboard.

1.1 Audience

This manual is intended for the following User/User Roles:

Role	Function
Back office data entry Clerks	Input functions for maintenance related to the interface
End of day operators	Processing during end of day
Implementation Teams	For setting up integration

1.2 Documentation Accessibility

For information about Oracle's commitment to accessibility, visit the Oracle Accessibility Program website at <http://www.oracle.com/pls/topic/lookup?ctx=acc&id=docacc>.

1.3 Organization

This chapter is organized into following chapters:





Chapter	Description
Chapter 1	<i>Introduction</i> gives information on the intended audience. It also lists the various chapters covered in this User Manual.
Chapter 2	<i>Oracle OBTF - ELCM Integration</i> explains the integration between Oracle Banking Trade Finance and Enterprise Limits and Collateral Management.
Chapter 3	<i>Annexure</i> provides the details of supported and unsupported functionalities of OBTF and ELCM.
Chapter 4	<i>Function ID Glossary</i> provides has alphabetical listing of Function/ Screen ID's used in the module with page references for quick navigation.

1.4 Acronyms and Abbreviations

Abbreviation	Description
ASYNC	Asynchronous
ELCM	Enterprise Limits and Collateral Management
OBTF	Oracle Banking Trade Finance
SYNC	Synchronous
XML	Extensible Markup Language

1.5 Glossary of Icons

This user manual may refer to all or some of the following icons.

Icons	Function
	Exit
	Add row
	Delete row
	Option List

1.6 Related Documents

Along with this user manual you may also refer the following related resource:

- Oracle Banking Trade Finance Installation Manual
- Common Core - Core Entities and Services User Guide
- Core Services User Guide

2. Oracle OBTF - ELCM Integration

Banks extend various credit facilities like limits to its customers depending on their requirements. Based on the bank's business model and their target customers they have one of the following scenarios:

- Banks extending basic credit facilities to customers like overdraft or small loans who will prefer to manage the limits within the core banking system (Standalone OBTF installation)
- Banks dealing with corporates who require trade finance and treasury that requires limit to be routed through dedicated system to manage the collateral and limit details

This chapter contains the following sections:

- [Section 2.1, "Scope"](#)
- [Section 2.2, "Prerequisites"](#)
- [Section 2.3, "Integration Process"](#)

2.1 **Scope**

This section contains the following topic:

- [Section 2.1.1, "OBTF Installation Modes"](#)

2.1.1 **OBTF Installation Modes**

The integration supports Standalone Limits system with OBTF - SYNC Method.

Details	Standalone
Data Storage	Different DB
Deployment	Different App.
Mode Interface	Web Services
Limit Response Handling	Online

2.2 Prerequisites

Set up Oracle Banking Trade Finance Application. ELCM user will have read-only access to this application. The access is provided only to particular extraction tables.

The parameter 'OBTF_EL_COMM_MODE ' and 'ELCM_SET_MODE' in CSTB_PARAM should be 'S' for standalone.

The parameter 'OBTF_EL_COMM_MODE ' should be 'S' and 'ELCM_SET_MODE' should be 'C' in CSTB_PARAM for co-deployed.

This section contains the following topics:

- [Section 2.2.1, "Prerequisites in Oracle Banking Trade Finance"](#)
- [Section 2.2.2, "Prerequisites in Enterprise Limits and Collateral Management"](#)

2.2.1 Prerequisites in Oracle Banking Trade Finance

The prerequisites in OBTF for this integration are as follows:

- You have to maintain the following details in 'Trade finance external service maintenance (IFDTFXSE) screen:

Field	Description
External System	Source code of external system e.g.: 'ELCM'
External User	User to be provided, this user should be present in OBTF and ELCM
Type	SOAP Request
Service Name	ELUtilizationService
WS Endpoint URL	Related service name to be provided

- Contracts are fetched from ELCM and displayed in OBTF through External LOV and the External LOV is applicable to Web-logic application. In order to fetch the details from ELCM, user has to maintain an active record in Integration Parameter Maintenance screen (IFDINPRM) with following details,

Field	Description
Branch Code	Branch Code to be provided, branch should be present in OBTF and ELCM.
External System	Should be source code of external system e.g.: 'ELCM'
External User	User to be provided, this user should be present in OBTF and ELCM.
Service Name	ExtLovServic
Communication Channel	REST
Communication Mode	SYNCHRONOUS
Communication Layer	Application
Rest Service IP and Port	Should be 'ELCM' Application IP and Port.
Rest Service Pattern	LovService
Rest Service Context	FCJNeoWeb

2.2.2 Prerequisites in Enterprise Limits and Collateral Management

The prerequisites in OBTF for this integration are as follows:

- You have to maintain the following details in 'Upload Source maintenance' (CODSORCE) screen:

Field	Description
Source Code	Source code of external system e.g.: 'OBTF'

- You have to maintain the following details in 'Upload Source Preference maintenance' (CODUPLDM) screen:

Field	Description
Source Code	Should be source code of external system e.g.: 'OBTF'
Module Code	BC/LC
On Error	Related module to be maintained for source 'OBTF'
On Override	Ignore
Status	Authorized

- You have to maintain the following details in 'Product Maintenance' (GEDPROD) screen:

Field	Description
Module	BC/LC
Product Code	Provide the product code for which contract needs to be created
Product Type	Input the product whether Import/Export

- You have to maintain the following details in 'External System maintenance' (GEDEXMNT) screen:

Field	Description
External System Code	Source code of external system e.g.: 'OBTF'
External System	External System is 'FCUBS'
Module	OVD
WSDL Link	OBTF WSDL URL to be provided

- You have to maintain the following details in 'External System maintenance' (GWDETFUN) screen:

Field	Description
External System	Should be source code of external system e.g.: 'OBTF'
Function	Related service and operation code to be maintained for OBTF

2.3 Integration Process

This section contains the following topics:

- [Section 2.3.1, "Installation Modes"](#)
- [Section 2.3.2, "Integration Maintenance and Processing"](#)

2.3.1 Installation Modes

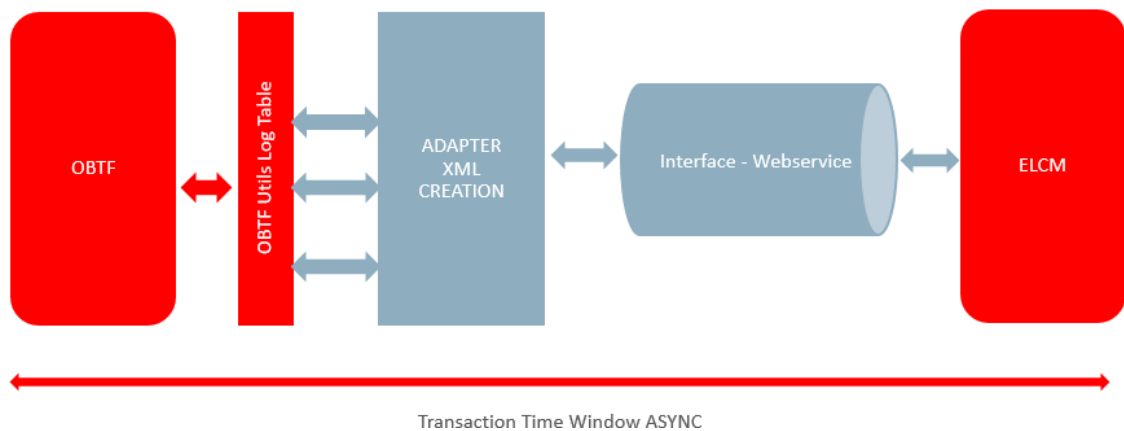
ELCM Request Initiation from OBTF:

During transaction booking at OBTF with limits, OBTF will initiate an utilization request to ELCM and waits for the response to be processed at OBTF synchronously. After a transaction is booked at OBTF for the subsequent set of operations OBTF decides on sending the request synchronously or asynchronously based on the user actions.

OBTF creates the limit request during the transaction and sends it to the external limit system

- The response received from the external limit system along with the overrides and errors are displayed to the user during the transaction
- The user can approve the limits overrides and proceed with the transactions from OBTF

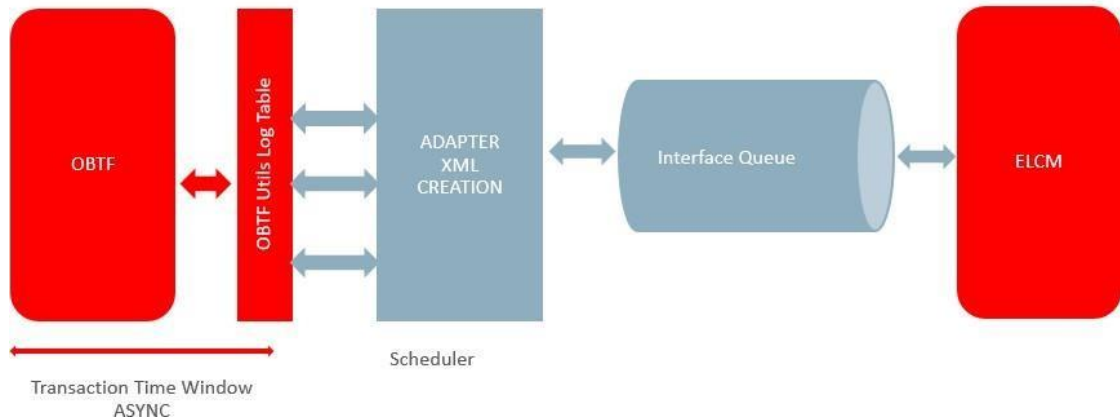
OBTF-Limits-Transaction- SYNC Flow



During EOD, ELCM request will be processed in ASYNC mode using scheduler'

OBTF_EXT_ASYNCALL'

OBTF-Limits-Transaction- ASYNC Flow



2.3.2 Integration Processing

If OBTF is installed with external limits, then:

- Following limit details are replicated from external system to OBTF:
 - Facility details
 - Liability details
- You can also link global limits as applicable based on the data replicated from external system
- In case of Batch operation OBTF posts the utilization to external limits as Force Post
- LC/BC/Guarantee contracts can be replicated to external system from OBTF through 'OBTFMLService'
 - In ELCM system BC/LC/Guarantee contract can be linked as collateral.
 - OBTF restricts Cancel/Close/Reverse of Bill/LC which is linked as a collateral at the external system.
 - OBTF restricts operations impacting Bill/LC outstanding amount when the outstanding amount goes below the contribution amount

Along with this user manual, you may also refer the following related resource for detailed Parties Limit flow

- [Bills and Collections User Guide](#) – Section 'Limit'
- [Islamic Bills and Collections User Guide](#) – Section 'Limit'
- [Letters of Credit User Guide](#) – Section 'Parties Limits'
- [Islamic Letters of Credit User Guide](#) – Section 'Parties Limits'

3.1 List of Integration Features

For details on features that are supported and unsupported in OBTF and ELCM, refer the excel sheet [Limit_Changes.xlsx](#)

Note: Please refer the attachment module section to view the Limit changes.xlsx. The attachments are best viewed in Adobe Acrobat Pro.

4. Function ID Glossary

C

CODSORCE,..... 5
CODUPLDM,..... 5

G

GEDEXMNT,..... 5

GEDPROD,..... 5
GWDEFUN,..... 5

I

IFDINPRM,..... 4
IFDTFXSE,..... 4