

**Oracle® Communications
Oracle Firmware Upgrade Pack**

Release Notes

Release 3.1.7

E78477 Revision 01

December 2016

ORACLE®

Copyright ©2015, 2016 Oracle and/or its affiliates. All rights reserved.

This software and related documentation are provided under a license agreement containing restrictions on use and disclosure and are protected by intellectual property laws. Except as expressly permitted in your license agreement or allowed by law, you may not use, copy, reproduce, translate, broadcast, modify, license, transmit, distribute, exhibit, perform, publish, or display any part, in any form, or by any means. Reverse engineering, disassembly, or decompilation of this software, unless required by law for interoperability, is prohibited.

The information contained herein is subject to change without notice and is not warranted to be error-free. If you find any errors, please report them to us in writing.

If this is software or related documentation that is delivered to the U.S. Government or anyone licensing it on behalf of the U.S. Government, the following notice is applicable:

U.S. GOVERNMENT RIGHTS Programs, software, databases, and related documentation and technical data delivered to U.S. Government customers are "commercial computer software" or "commercial technical data" pursuant to the applicable Federal Acquisition Regulation and agency-specific supplemental regulations. As such, the use, duplication, disclosure, modification, and adaptation shall be subject to the restrictions and license terms set forth in the applicable Government contract, and, to the extent applicable by the terms of the Government contract, the additional rights set forth in FAR 52.227-19, Commercial Computer Software License (December 2007). Oracle America, Inc., 500 Oracle Parkway, Redwood City, CA 94065.

This software or hardware is developed for general use in a variety of information management applications. It is not developed or intended for use in any inherently dangerous applications, including applications that may create a risk of personal injury. If you use this software or hardware in dangerous applications, then you shall be responsible to take all appropriate fail-safe, backup, redundancy, and other measures to ensure its safe use. Oracle Corporation and its affiliates disclaim any liability for any damages caused by use of this software or hardware in dangerous applications.

Oracle and Java are registered trademarks of Oracle and/or its affiliates. Other names may be trademarks of their respective owners.

Intel and Intel Xeon are trademarks or registered trademarks of Intel Corporation. All SPARC trademarks are used under license and are trademarks or registered trademarks of SPARC International, Inc. AMD, Opteron, the AMD logo, and the AMD Opteron logo are trademarks or registered trademarks of Advanced Micro Devices. UNIX is a registered trademark of The Open Group.

This software or hardware and documentation may provide access to or information on content, products, and services from third parties. Oracle Corporation and its affiliates are not responsible for and expressly disclaim all warranties of any kind with respect to third-party content, products, and services. Oracle Corporation and its affiliates will not be responsible for any loss, costs, or damages incurred due to your access to or use of third-party content, products, or services.



CAUTION: Use only the Upgrade procedure included in the Upgrade Pack.

Contact My Oracle Support (MOS) and inform them of your upgrade plans prior to beginning any upgrade procedure. Refer to section [5.1 My Oracle Support \(MOS\)](#) for instructions on how to contact MOS.

1 Table of Contents

- 1 Introduction..... 4
 - 1.1 Purpose and Scope 4
 - 1.2 Reference 4
 - 1.3 Acronyms..... 4
 - 1.4 Terminology..... 5
- 2 Content..... 6
 - 2.1 Firmware Components..... 6
 - 2.1.1 Oracle System Assistant Updater for Oracle RMS 6
 - 2.1.2 Checksums for Oracle System Assistant Updater ISO Files..... 7
 - 2.1.3 Oracle RMS Firmware Packs..... 7
 - 2.1.4 Live Update Media..... 7
 - 2.1.5 Switch Firmware 8
 - 2.1.6 Server Firmware Components 8
- 3 Obtaining Software Release..... 10
 - 3.1 Downloading Oracle Software Release Patches and OSA Images 10
 - 3.2 Downloading the X6-2 Live Update ISO/ZIP File 11
- 4 Fixed and Known Issues 12
 - 4.1 Fixed Issues..... 12
 - 4.2 Known Issues 12
- 5 Contacting Oracle Support..... 13
 - 5.1 My Oracle Support (MOS) 13
 - 5.2 Emergency Response 13
 - 5.3 Locate Product Documentation on the Oracle Technology Network Site 14

1 Introduction

1.1 Purpose and Scope

This document describes the contents of the specified Oracle Firmware Upgrade Pack release. This Firmware Upgrade Pack consists of these *Release Notes* and an associated *Upgrade Guide*. For details on how to apply the firmware please refer to the *Upgrade Guide*. Firmware for Oracle rack mount servers supported by this document can be obtained from My Oracle Support (MOS). In order to obtain firmware for third party switches obtained through Oracle, contact Oracle Support.

1.2 Reference

[1] Oracle Communications© Oracle Firmware Upgrade Pack 3.1.7, *Upgrade Guide*, E78476

1.3 Acronyms

BIOS	Basic Input Output System
GUI	Graphical User Interface
ILOM	Integrated Lights Out Manager
RMS	Rack Mount Server
ISO	ISO 9660 file system optical disk image
OSA	Oracle System Assistant
USB	Universal Serial Bus
VPN	Virtual Private Network
PCIe	Peripheral Component Interconnect Express
SAS	Serial Attached SCSI
SCSI	Small Computer System Interface
MOS	My Oracle Support

1.4 Terminology

Firmware	Program code and data stored directly into an area of persistent memory for the purpose of controlling the operation of a server or one of its devices
Oracle System Assistant	A management application stored on the embedded USB drive of server. This is the application used to store firmware versions and upgrade the server.
Oracle System Assistant Updater	An ISO image used to update or recover the OSA associated with a particular server.
Integrated Lights Out Manager	The service processor and associated firmware used to provide management services for the server.

2 Content

This section indicates the currently supported software release (firmware patch) for each of the supported Oracle rack mount servers. Approved switch firmware versions are also provided. The release numbering is independent for each server, and thus, may vary from server to server. The server firmware is to be downloaded from My Oracle Support. Instructions on how to do so can be found in section [3.0 Obtaining Software Release](#). In order to obtain Cisco switch firmware, contact My Oracle Support. Firmware for the HP 5900 switch can be obtained by opening a support case with HP.

The tables in section 2.1.1 and 2.1.3 contain patch numbers for the files that need to be downloaded from MOS. The Oracle System Assistant Updater (section 2.1.1) is to be used with the Oracle System Assistant Upgrade in the *Upgrade Guide*. The Firmware Pack (section 2.1.3) is to be used with ILOM/BIOS Only upgrade. The Live Update Media (section 2.1.4) is to be used for X6-2 servers that require having components in addition to the ILOM/BIOS upgraded. Use the *Upgrade Guide* to determine which should be used on a given server.

2.1 Firmware Components

2.1.1 Oracle System Assistant Updater for Oracle RMS

*Note: The Oracle System Assistant is no longer supported in X6-2 servers. In order to perform a full upgrade on an X6-2 server use the live update media referred to in table. For X6-2 refer to Section 2.1.4 when using the Live Update Media procedure.

Server	Software Release Number	OSA Updater Patch Number
Oracle Server X5-2	1.6.0	23721020
Netra Server X5-2	1.0.1	22365722

2.1.2 Checksums for Oracle System Assistant Updater ISO Files

These ISO files are to be extracted from the downloaded OSA Updater zip file.

OSA Updater ISO Image	MD5 Checksum
Oracle_Server_X5-2-1.4.0.84843-ORACLE_SYSTEM_ASSISTANT_UPDATER.iso	d1e36abd921002cac8062db886f117f4
Netra_Server_X5-2-1.0.0.84145-ORACLE_SYSTEM_ASSISTANT_UPDATER.iso	715f882001caf5e46dace9c71b9af8a8

2.1.3 Oracle RMS Firmware Packs

Server	Software Release Number	Firmware Pack Patch Number
Oracle Server X5-2	1.6.0	23720991
Netra Server X5-2	1.0.1	22365709
Oracle Server X6-2	1.1.1	24317060

2.1.4 Live Update Media

The ISO below is contained in the zip file below and is obtained from the Oracle Software Delivery Cloud.

Server	Media Name	MD5 Checksum
Oracle Server X6-2	V839688-01.zip (contains the ISO below)	5edbc5f0ddb8abe6d9fac58f8ad2d452
	FW3-3.1.7_20.1.0.iso	ae1927cf3392e0b436afbb83b37c2b73

2.1.5 Switch Firmware

Contact MOS about obtaining the switch firmware excluding the HP 5900 (see footnote).

Firmware Component	Firmware Version	Firmware File Name
Cisco 9372TX-E	7.0.3.I4.2	nxos.7.0.3.I4.2.bin
Cisco 4948E-F Switch IOS	12.2(54)WO	cat4500e-entservicesk9-mz.122-54.WO.bin
HP 5900 Switch	7.1.045, Feature 2427	5900_5920_CMW710_F2427.ipe1

2.1.6 Server Firmware Components

2.1.6.1 Oracle Server X5-2

Firmware Component	Currently Approved Release
ILOM	3.2.4.80-r110636
BIOS	30.08.03.00
12Gb SAS PCIe HBA (LSI MegaRAID 9361-8i)	4.230.40-3739
H101212SESUN1.2T (1.2T SAS HD)	A720
HSCAC2DA4SUN400G (400G SSD HD)	A29A
H101812SFSUN1.2T (1.2T SAS HD)	A990
On-Board Twinville 10-Gigabit Ethernet Adapter (Net0-Net1)	0x800005dd
On-Board Twinville 10-Gigabit Ethernet Adapter (Net2-Net3)	0x800005de
Twinville 10Gb Ethernet Adapter PCIe Add-in Card	0x80000487
Niantic 10-Gb Ethernet SFP+ Adapter	0x61ab0001

2.1.6.2 Netra Server X5-2

Firmware Component	Currently Approved Release
ILOM	3.2.4.32-r98643
BIOS	32.00.01.01
12Gb SAS PCIe HBA (LSI MegaRAID 9361-8i)	4.230.40-3739
H101812SFSUN1.2T (1.2 T SAS HD)	A770
HSCAC2DA4SUN400G (400G SSD HD)	A122
On-board Fortville 10 Gb Ethernet Adapter	e80001c3f
Twinville 10Gb Ethernet Adapter PCIe Add-in Card	0x80000487
Niantic 10-Gb Ethernet SFP+ Adapter	0x61ab0001

¹ This firmware file can only be obtained by opening an HP support case and requesting it.

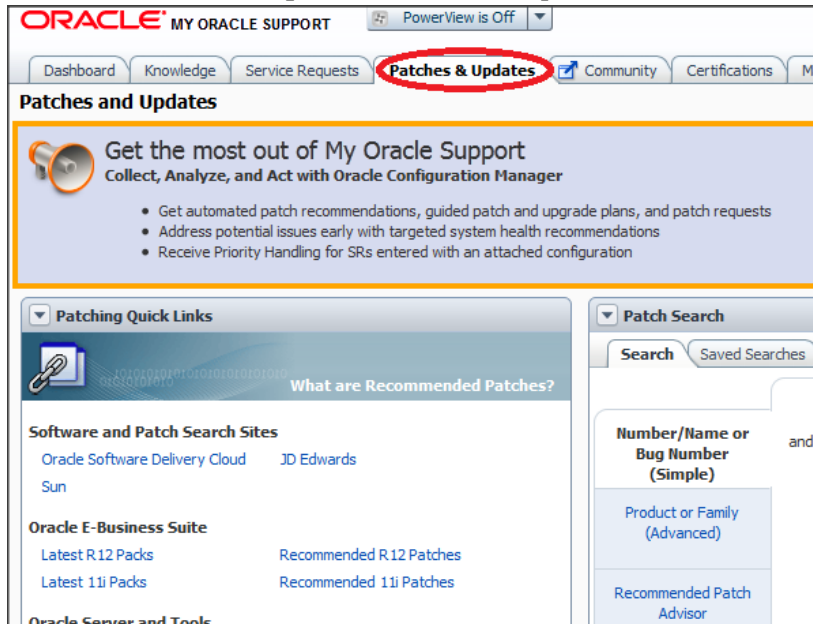
2.1.6.3 Oracle Server X6-2

Firmware Component	Currently Approved Release
ILOM	3.2.6.46-r110665
BIOS	38.04.01.00
12Gb SAS PCIe HBA (LSI MegaRAID 9361-8i)	4.230.40-3739
H101812SFSUN1.2T (1.2 T SAS HD)	A990
H101860SFSUN600G(600G SAS HD)	A990
HSCAC2DA4SUN400G (400G SSD HD)	A122
On-Board Twinville 10-Gigabit Ethernet Adapter (Net0-Net1)	0x800005dd
On-Board Twinville 10-Gigabit Ethernet Adapter (Net2-Net3)	0x800005de
Twinville 10Gb Ethernet Adapter PCIe Add-in Card	0x80000487
Niantic 10-Gb Ethernet SFP+ Adapter	0x61ab0001

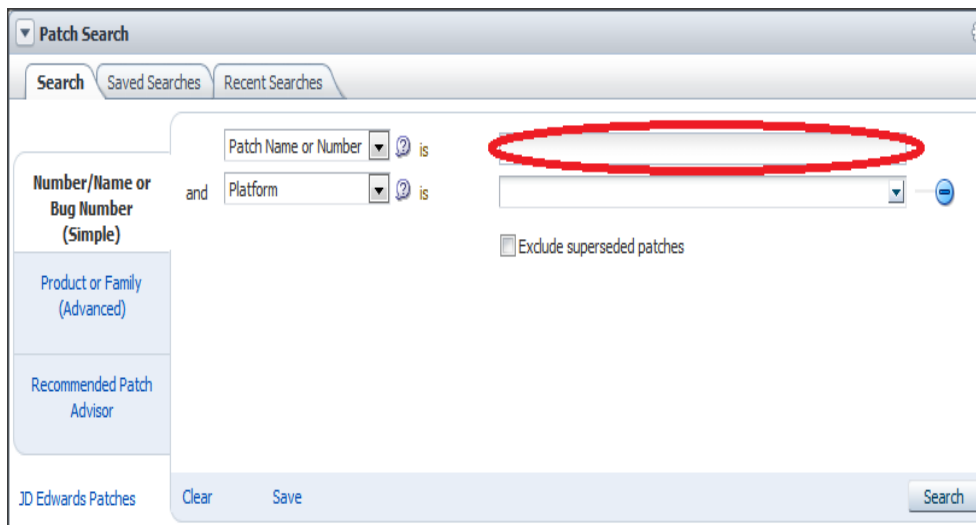
3 Obtaining Software Release

3.1 Downloading Oracle Software Release Patches and OSA Images

1. Open a Web Browser and navigate to the URL <https://support.oracle.com>
2. Sign in to the Support Site
3. Select the **Patches & Updates** tab near the top of the window



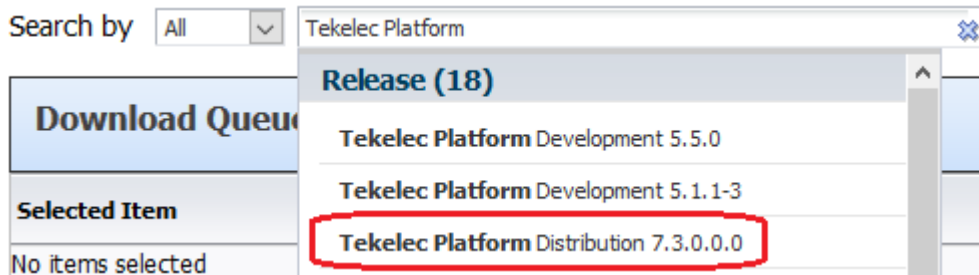
4. Enter the appropriate patch number in the text box next to the **Patch Name or Number** box and then click the **Search** button.



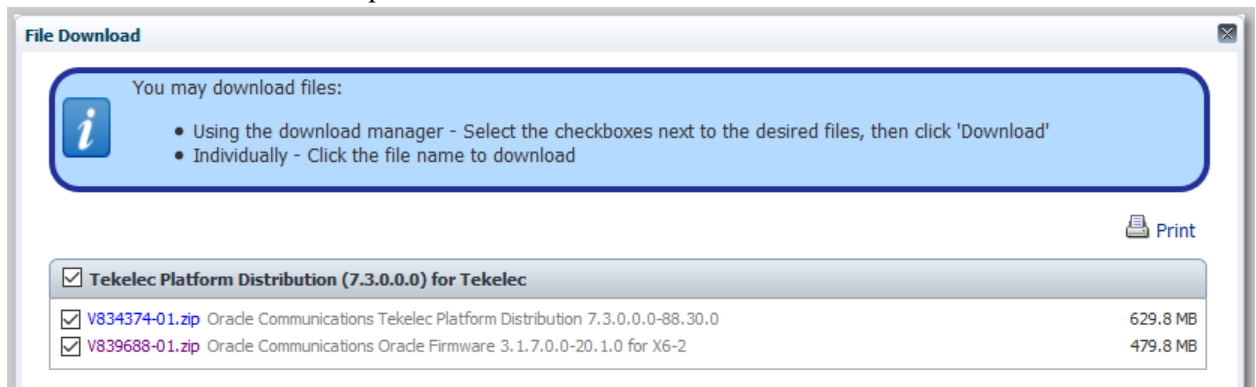
5. Click on the resulting entry and then click the **Download** button.

3.2 Downloading the X6-2 Live Update ISO/ZIP File

1. Open a Web Browser and navigate to the URL <https://edelivery.oracle.com>
2. Sign in using your Oracle credentials.
3. Search for "Tekelec Platform" and select "Tekelec Platform Distribution" version 7.3.0.0.0 or greater.



4. Click the "Continue" button.
5. Click the "Continue" button again on the next page.
6. In the pop-up check the box indicating your agree to Oracle's terms and click the "Continue" button.
7. Download the "V839688-01.zip" file. This contains the ISO file.



4 Fixed and Known Issues

4.1 Fixed Issues

Bug	Component	Title	Description/Comments
22450793	OSA	X5-2: OSA 1.4.0.84843 fails to validate credentials for LAN over USB update	On Platform Software Release 1.4.0 the OSA will fail to take ILOM administrator credentials in order to initiate ILOM upgrade via the internal interconnect.

4.2 Known Issues

Bug	Component	Title	Description/Comments
21896375	OSA	Netra X5-2: Update Firmware Scan fails probing of On-board SAS controller	During OSA firmware scan on Netra X5-2 a message is observed stating to “probing has failed for some devices”. This warning can be safely ignored

5 Contacting Oracle Support

5.1 My Oracle Support (MOS)

MOS (<https://support.oracle.com>) is your initial point of contact for all product support and training needs. A representative at Customer Access Support (CAS) can assist you with MOS registration.

Call the CAS main number at **1-800-223-1711** (toll-free in the US), or call the Oracle Support hotline for your local country from the list at <http://www.oracle.com/us/support/contact/index.html>. When calling, make the selections in the sequence shown below on the Support telephone menu:

1. Select 2 for New Service Request
2. Select 3 for Hardware, Networking and Solaris Operating System Support
3. Select 2 for Non-technical issue

You will be connected to a live agent who can assist you with MOS registration and provide Support Identifiers. Simply mention you are a Tekelec Customer new to MOS. MOS is available 24 hours a day, 7 days a week, 365 days a year.

5.2 Emergency Response

In the event of a critical service situation, emergency response is offered by the Customer Access Support (CAS) main number at **1-800-223-1711** (toll-free in the US), or by calling the Oracle Support hotline for your local country from the list at <http://www.oracle.com/us/support/contact/index.html>. The emergency response provides immediate coverage, automatic escalation, and other features to ensure that the critical situation is resolved as rapidly as possible.

A critical situation is defined as a problem with the installed equipment that severely affects service, traffic, or maintenance capabilities, and requires immediate corrective action. Critical situations affect service and/or system operation resulting in one or several of these situations:

- A total system failure that results in loss of all transaction processing capability
- Significant reduction in system capacity or traffic handling capability
- Loss of the system's ability to perform automatic system reconfiguration
- Inability to restart a processor or the system
- Corruption of system databases that requires service affecting corrective actions
- Loss of access for maintenance or recovery operations
- Loss of the system ability to provide any required critical or major trouble notification

Any other problem severely affecting service, capacity/traffic, billing, and maintenance capabilities may be defined as critical by prior discussion and agreement with Oracle.

5.3 Locate Product Documentation on the Oracle Technology Network Site

Oracle customer documentation is available on the web at the Oracle Technology Network (OTN) site, <http://docs.oracle.com>. You do not have to register to access these documents. Viewing these files requires Adobe Acrobat Reader, which can be downloaded at www.adobe.com.

1. Navigate to the documentation for Oracle Communications Tekelec Platform at the following link:
<http://docs.oracle.com/en/industries/communications/tekelec-platform/index.html>
2. Click on the Tekelec Platform Release
3. To download a file to your location, right-click the PDF link and select **Save Target As**.