

**Small and Medium Enterprise
360 User Guide**

Oracle Banking Origination

Release 14.6.0.0.0

Part Number F57153-01

May 2022

Small and Medium Enterprise 360 User Guide

Oracle Financial Services Software Limited
Oracle Park
Off Western Express Highway
Goregaon (East)
Mumbai, Maharashtra 400 063
India

Worldwide Inquiries:

Phone: +91 22 6718 3000

Fax: +91 22 6718 3001

<https://www.oracle.com/industries/financial-services/index.html>

Copyright © 2021, 2022, Oracle and/or its affiliates. All rights reserved.

Oracle and Java are registered trademarks of Oracle and/or its affiliates. Other names may be trademarks of their respective owners.

U.S. GOVERNMENT END USERS: Oracle programs, including any operating system, integrated software, any programs installed on the hardware, and/or documentation, delivered to U.S. Government end users are “commercial computer software” pursuant to the applicable Federal Acquisition Regulation and agency-specific supplemental regulations. As such, use, duplication, disclosure, modification, and adaptation of the programs, including any operating system, integrated software, any programs installed on the hardware, and/or documentation, shall be subject to license terms and license restrictions applicable to the programs. No other rights are granted to the U.S. Government.

This software or hardware is developed for general use in a variety of information management applications. It is not developed or intended for use in any inherently dangerous applications, including applications that may create a risk of personal injury. If you use this software or hardware in dangerous applications, then you shall be responsible to take all appropriate failsafe, backup, redundancy, and other measures to ensure its safe use. Oracle Corporation and its affiliates disclaim any liability for any damages caused by use of this software or hardware in dangerous applications.

This software and related documentation are provided under a license agreement containing restrictions on use and disclosure and are protected by intellectual property laws. Except as expressly permitted in your license agreement or allowed by law, you may not use, copy, reproduce, translate, broadcast, modify, license, transmit, distribute, exhibit, perform, publish or display any part, in any form, or by any means. Reverse engineering, disassembly, or decompilation of this software, unless required by law for interoperability, is prohibited. The information contained herein is subject to change without notice and is not warranted to be error-free. If you find any errors, please report them to us in writing.

This software or hardware and documentation may provide access to or information on content, products and services from third parties. Oracle Corporation and its affiliates are not responsible for and expressly disclaim all warranties of any kind with respect to third-party content, products, and services. Oracle Corporation and its affiliates will not be responsible for any loss, costs, or damages incurred due to your access to or use of third-party content, products, or services.

Contents

1	Preface	1
1.1	Introduction.....	1
1.2	Audience	1
1.3	Document Accessibility	1
1.4	List of Topics	1
1.5	Related Documents.....	2
1.6	Symbols and Icons	2
2	SME 360.....	3
2.1	Overview	3
2.2	Get Started	4
2.2.1	Customer Demographics	6
2.2.2	Portfolio	18
2.2.3	Actions.....	20
2.2.4	Sales Opportunities.....	22
2.2.5	Service Requests	24
2.2.6	My Diary	26
3	List Of Menus	28

1 Preface

1.1 Introduction

This guide provides detailed information about the Small and Medium Enterprise (SME) 360 feature.

1.2 Audience

This manual is for the Relationship Managers in SME division of the bank.

1.3 Document Accessibility

For information about Oracle's commitment to accessibility, visit the Oracle Accessibility Program website at <http://www.oracle.com/pls/topic/lookup?ctx=acc&id=docacc>.

1.4 List of Topics

This guide is organized into following topics:

Table 1: List of Topics

Topic	Description
SME 360	This topic provides an overview of the SME 360 feature and covers the actions that can be performed in SME 360.
List Of Menus	This topic displays the list of main screens in the document along with its reference.






1.5 Related Documents

1. Getting Started User Guide

1.6 Symbols and Icons

The following symbols/icons are used in this guide:

Table 2: Symbols and Icons

Symbol	Function
→	Represents Results
	Expand view
	Filter
	Minimize
	Maximize
	Close

2 SME 360

2.1 Overview

Small and Medium Enterprise 360 or SME 360 is an essential feature, which is designed to simplify the work of Relationship Managers (RM) in the bank and save a significant amount of time. The customer-specific information displayed in SME 360 enables the RM to stay up to date about their customers and perform actions that have strict deadlines.

Some of the most required information displayed in SME 360 are:

- **Customer Demographics**

Table 3: Customer Demographic Sections

Sections	Description
Demographic Details	Basic demographic information about the customer
Stakeholders	The key stakeholders for the business
Financial Profile	Financial details for the business
Industry wise presence	Different industry sectors that the business caters to
Balance Sheet	Balance sheet details for the business
Country Wise Presence	List of countries where the business is operational
Subsidiaries	A view of the SME's business hierarchy
Rating	Credit ratings for SME provided by rating agencies/internal rating provided by the Bank

- **Portfolio** across all the products subscribed by the customer
- **Actions** of pending activities
- **Sales Opportunity** for automatic debit of loans received by the customer
- **Service Requests** raised by the customer that are yet to be addressed
- **My Diary** – A to do list to plan and track the activities for relationship Manager

2.2 Get Started

SME 360 enables the RM to have a consolidate view of all the necessary information about the SME with an option to drill down into the specific product dashboards for details of the customer's portfolio. The details displayed in SME 360 are described in the following sub-sections:

- [2.2.1 Customer Demographics](#)
- [2.2.2 Portfolio](#)
- [2.2.3 Actions](#)
- [2.2.4 Sales Opportunities](#)
- [2.2.5 Service Requests](#)
- [2.2.6 My Diary](#)

Prerequisites:

Before you begin, log in to the application **Home** page. For information on how to log in, refer to the **Getting Started User Guide**.

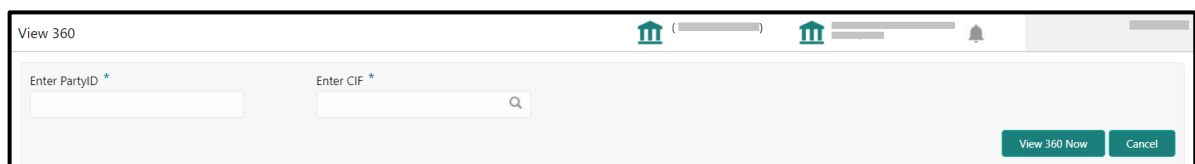
NOTE:

- User should have required access to view a party within a customer access group as relationship. For more details, refer **Oracle Banking Party Configuration User Guide**.
- User should have required Personal Identifiable Information (PII) access to view individual stakeholders, if PII fields are configured. For more details, refer **Oracle Banking Party Configuration User Guide**.

To view the customer details, perform the following steps:

1. On the Home page, click **Party Services**. Under **Party Services**, click **View 360**.
→ The **View 360** screen is displayed.

Figure 1: View 360



- On the **View 360** screen, specify the fields. For more information on fields, refer to the field description table.

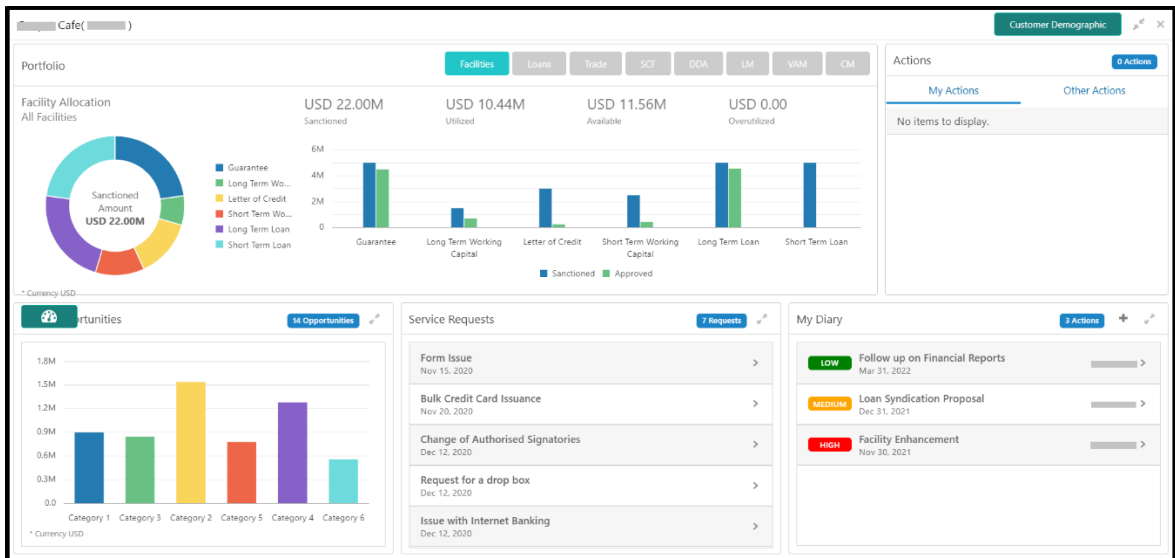
Table 4: View 360 – Field Description

Sections	Description
Enter Party ID	Specify the party ID of the desired customer.
Enter CIF	Specify the CIF of the desired customer.

- Click **View 360 Now**.

→ The **SME 360** page is displayed.

Figure 2: SME 360



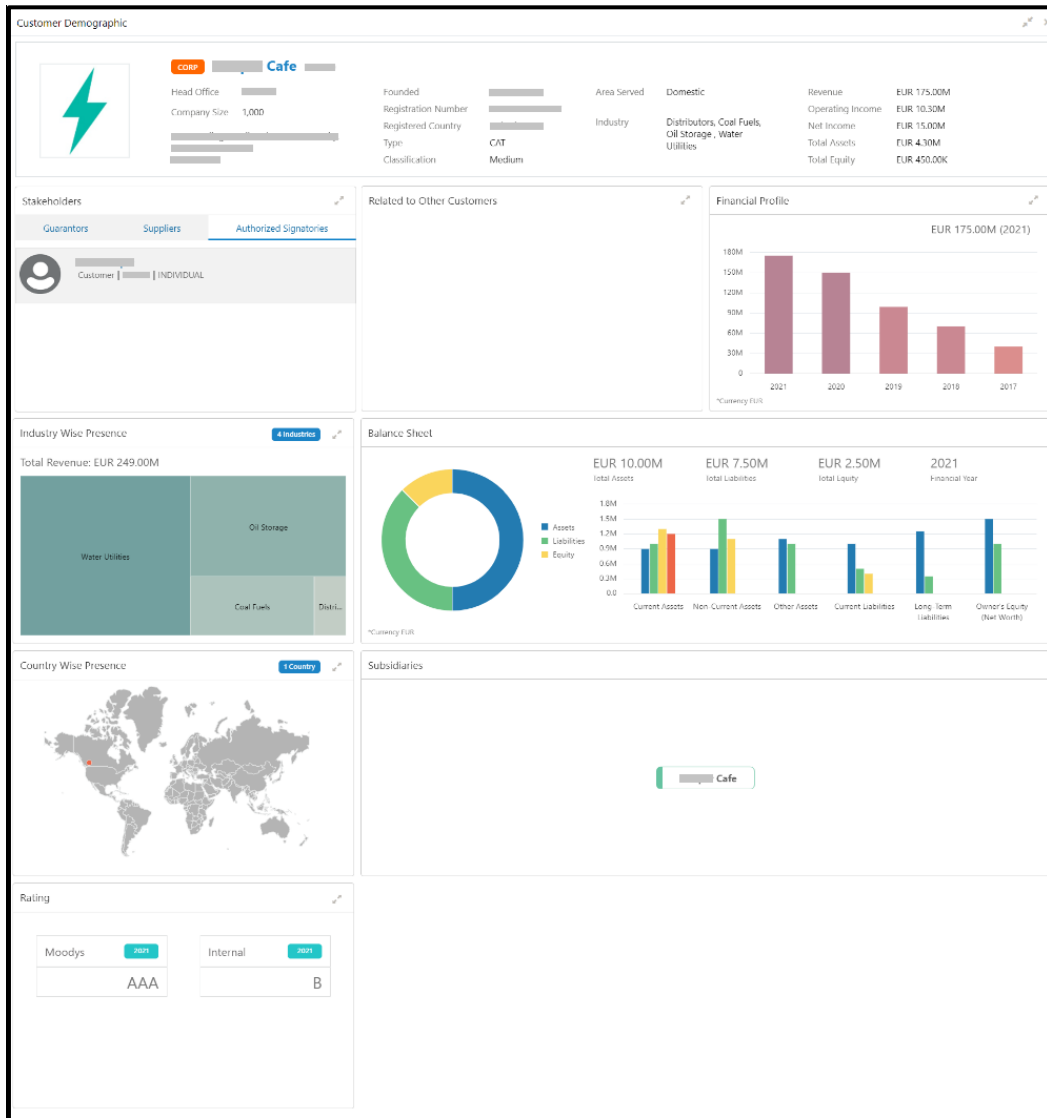
2.2.1 Customer Demographics

Customer Demographic information can be seen by clicking on the **Customer Demographics** button available on the top right corner of the screen. This page consists of basic details about the SME's business. The following table describes the different sections in the **SME Demographic** page:

Table 5: SME Demographic Sections

Sections	Description
Demographic Details	Contains basic details of the business like logo, name, address, contact details, registration details, classification, industry sector, revenue, operating income, assets and equity
Stakeholders	The key stakeholders for the business – Management Team, Sponsors, Guarantors, Suppliers, Bankers, Insurers
Financial Profile	Financial profile of the customer that includes balance sheet details, revenue, operating profit, net profit, return on investment, return on equity, return on asset
Industry wise presence	Different industry sectors to which the SME caters to
Balance Sheet	Balance sheet details for the SME – Asset, Liability, Owner's Equity
Country Wise Presence	List of countries where the business is operational
Subsidiaries	A view of the SME's business hierarchy including all the subsidiary companies
Rating	Credit rating for the SME provided by external rating agencies/internal rating provided by the bank

Figure 3: Customer Demographic Screen

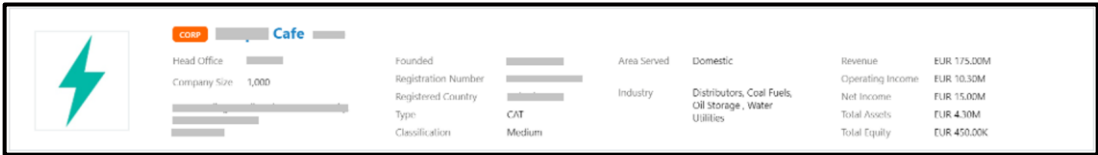


2.2.1.1 Basic Details

This section contains the following basic details of the SME:

- Name
- Address
- Contact information
- Industry segment
- Areas served
- Revenue
- Operating income
- Net income

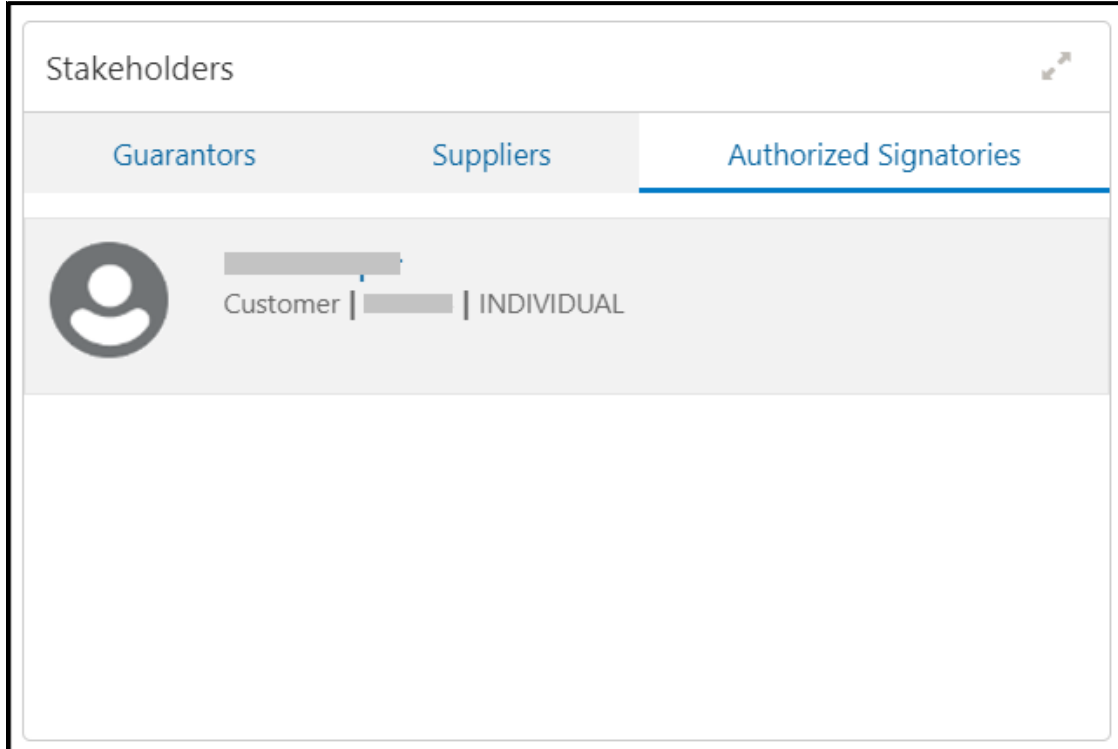
Figure 4: Basic Details



2.2.1.2 Stakeholder Information

This widget contains the details of the key stakeholders for the SME.

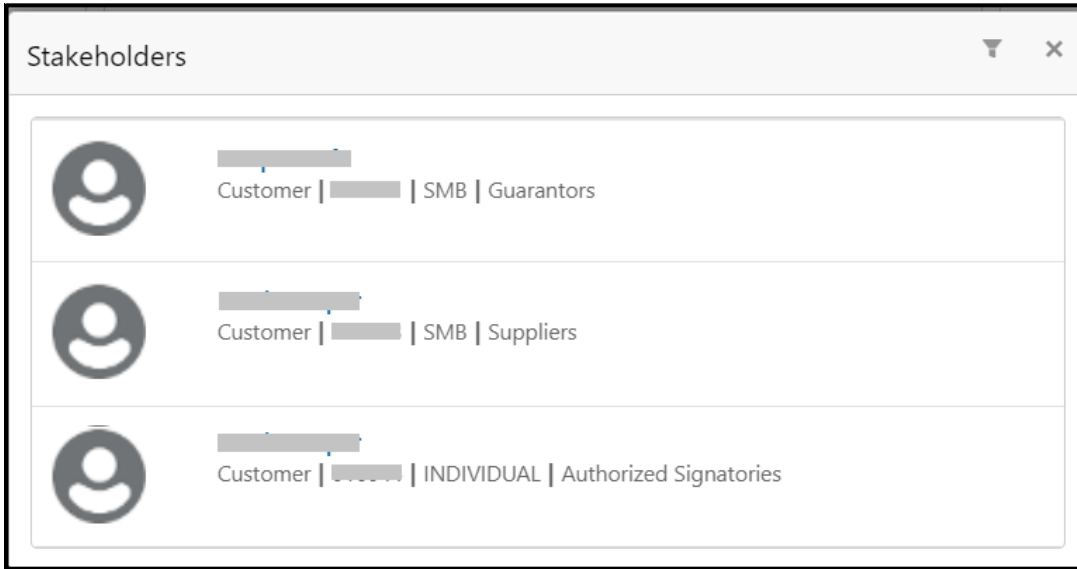
Figure 5: Stakeholders



The following types of stakeholders are displayed in this tile. User can select the respective tab to view the details.

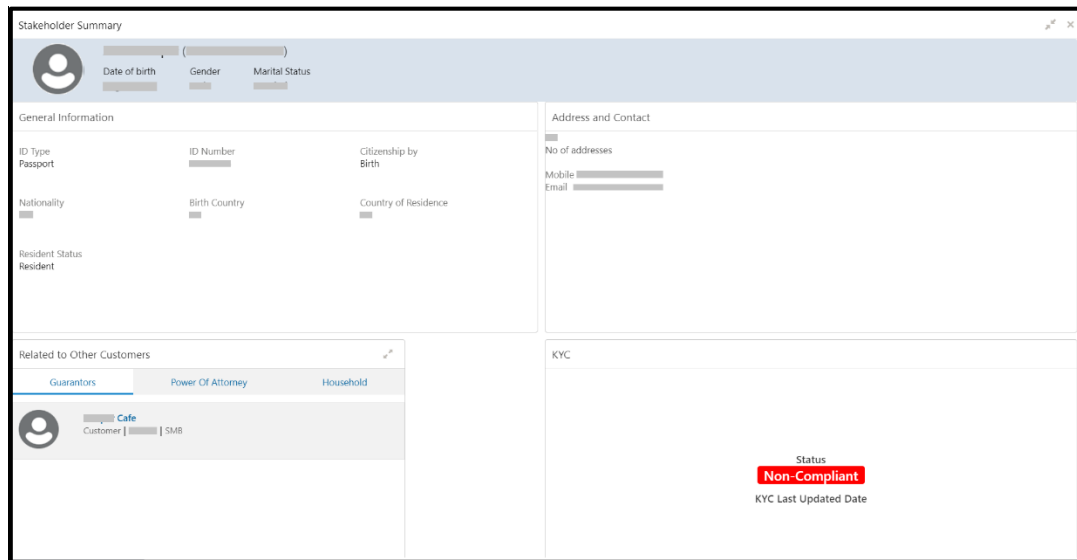
- Guarantors
- Suppliers
- Authorized Signatories

Figure 6: Stakeholders – Expanded View



To view details of the stakeholder in the 360 view, you need to click on the individual stakeholders. If the stakeholder is a non-customer, the system will launch the **Stakeholder Summary** screen to view non-customer stakeholder details.

Figure 7: Non-customer stakeholder details



2.2.1.3 Financial Profile

This widget displays the financial details like Revenue, Operating Income, and Net Income for the SME.

Figure 8: Financial Profile

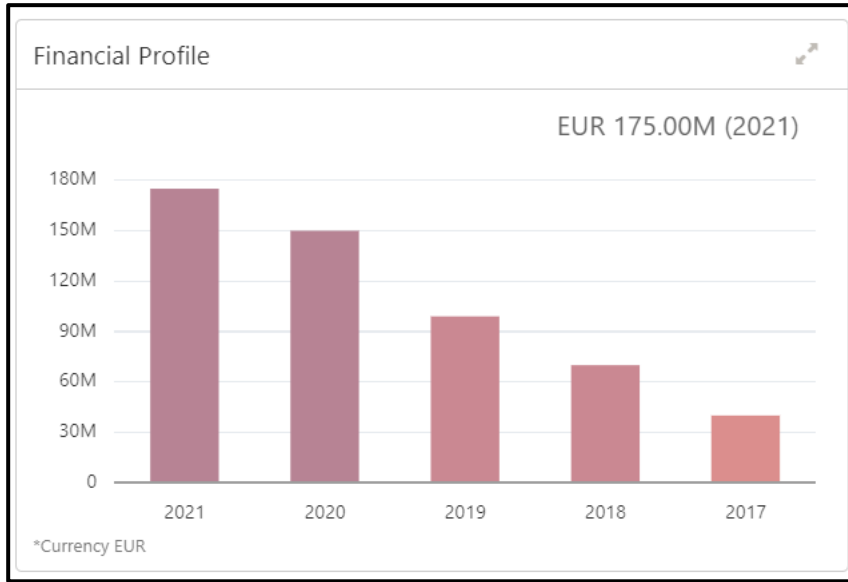


Figure 9: Financial Profile – Expanded View

Financial Year	Revenue	Operating Income	Net Income
2021	EUR 175.00M	EUR 10.30M	EUR 15.00M
2020	EUR 150.00M	EUR 87.00M	EUR 107.00M
2019	EUR 99.00M	EUR 7.70M	EUR 92.00M
2018	EUR 70.00M	EUR 20.00M	EUR 99.00M
2017	EUR 40.00M	EUR 25.00M	EUR 76.00M

For more information on the columns in the expanded view, refer to the table below:

Table 6: Financial Profile - Description of Columns

Column	Description
Financial Year	Displays the financial year for which the details are displayed.
Revenue	Displays the revenue of the SME customer in the financial year.
Operating Income	Displays the operating income of the SME customer in the financial year.
Net Income	Displays the net income of the SME customer in the financial year.

2.2.1.4 Industry Wise Presence

This widget displays the different industry sectors to which the SME Caters to.

Figure 10: Industry Wise Presence

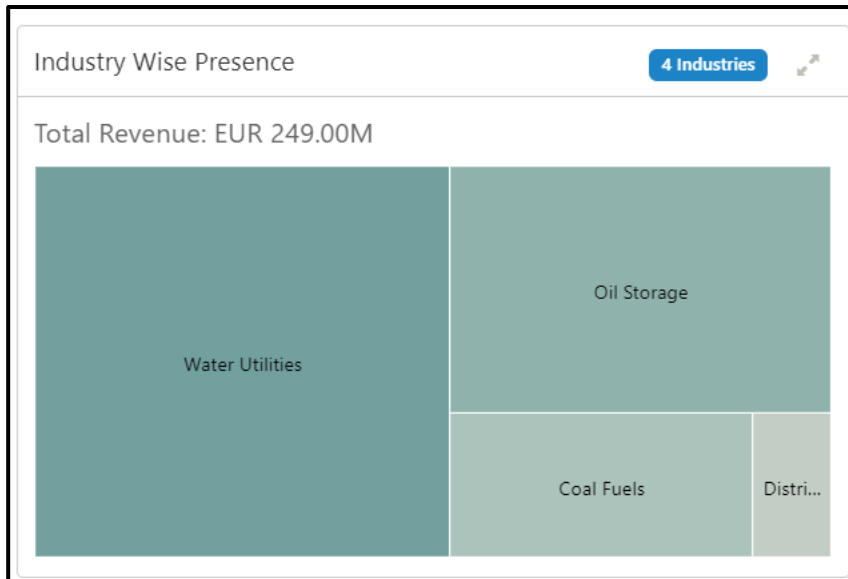


Figure 11: Industry Wise Presence – Expanded View

The screenshot shows a window titled 'Industry Wise Presence' with a close button in the top right. Below the title bar, there is a header for 'Coal Fuels' with a collapse icon. A table is displayed with the following data:

Sector	Group	Industry	Revenue	Operating Profit	Revenue Period
Energy	Energy	Oil, Gas Fuels	EUR 35.00M	EUR 15.00M	Q1 2021
Energy	Energy	Oil, Gas Fuels	EUR 30.00M	EUR 10.00M	Q4 2020

Below the table, there are two expandable sections: 'Oil Storage' and 'Water Utilities', both with right-pointing triangle icons. A 'Close' button is located in the bottom right corner of the window.

For more information on the columns in the expanded view, refer to the table below:

Table 7: Industry Wise Presence - Description of Columns

Column	Description
Sector	Displays the industry sector in which the SME customer is present.
Group	Displays the respective business group.
Industry	Displays the industry for which the details are displayed.
Revenue	Displays the revenue of the SME customer in the respective industry.
Operating Profit	Displays the operating profit of the SME customer in the respective industry.
Revenue Period	Displays the revenue period for which the revenue and operating profit are displayed.

2.2.1.5 Balance Sheet

This widget contains information about the SME's Balance Sheet.

Figure 12: Balance Sheet



2.2.1.6 Country Wise Presence

This widget displays the information about the countries where SME has offices.

Figure 13: Country Wise Presence



Figure 14: Country Wise Presence – Expanded View

Office Name	Address	City	Zipcode	Contact
AAA Enterprises	Mars Tower, [Redacted]	[Redacted]	[Redacted]	+ [Redacted]
AAA Utility	Utility House, [Redacted]	[Redacted]	[Redacted]	+ [Redacted]
AAA Energy	Energy Tower, [Redacted]	[Redacted]	[Redacted]	+ [Redacted]
AAA Coal	Coal House, [Redacted]	[Redacted]	[Redacted]	+ [Redacted]
AAA Oil	Oil House, [Redacted]	[Redacted]	[Redacted]	+ [Redacted]
AAA Distributor	Dist House, [Redacted]	[Redacted]	[Redacted]	+ [Redacted]

For more information on the columns in the expanded view, refer to the table below:

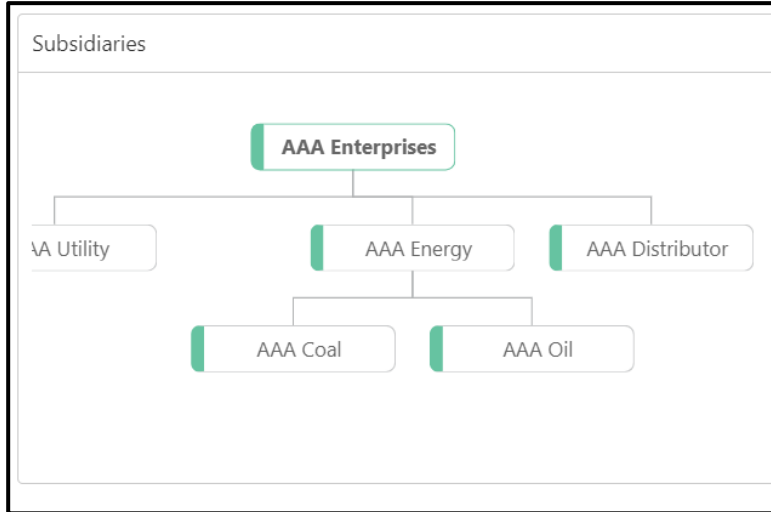
Table 8: Country Wise Presence - Description of Columns

Column	Description
Office Name	Displays the name of the SME customer's office.
Address	Displays the address where the SME customer's office is present.
City	Displays the city where the SME customer's office is present.
Zip Code	Displays the zip code of the address.
Contact	Displays the contact number of the SME customer's office.

2.2.1.7 Subsidiaries

This widget contains the information about the SME hierarchy and the subsidiary companies.

Figure 15: Subsidiaries



2.2.1.8 Rating

This widget contains the credit rating of the SME provided by external credit rating agencies or internal ratings provided by the Bank.

Figure 16: Credit Ratings

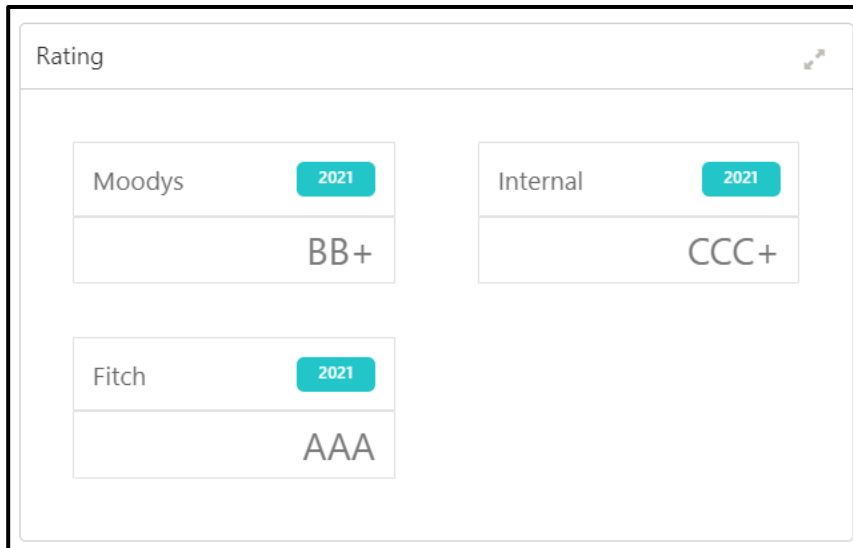


Figure 17: Credit Ratings – Expanded View

Agency Name	Assessment Year	Rating
Moody's	2021	BB+
Internal	2021	CCC+
Fitch	2021	AAA

For more information on the columns in the expanded view, refer to the table below:

Table 9: Rating - Description of Columns

Column	Description
Agency Name	Displays the external agency name that provides the credit rating of the SME customer.
Assessment Year	Displays the year of assessment.
Rating	Displays the credit rating of the SME customer for the assessment year.

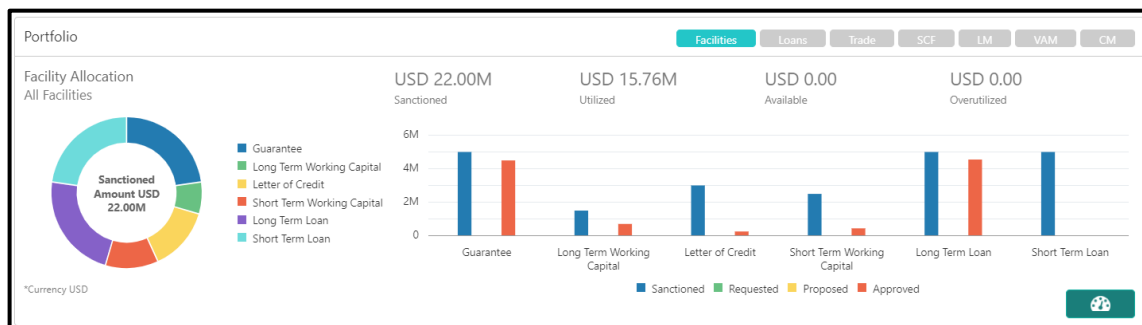
2.2.2 Portfolio

Portfolio section contains the details of the product portfolio held by the SME with the Bank. The portfolio section contains details of following products:

- Facilities
- Loans
- Trade
- Supply Chain Finance (SCF)
- Liquidity Management (LM)
- Virtual Account Management (VAM)
- Cash Management (CM)

Widgets corresponding to the products subscribed by the SME will only be displayed in Portfolio section.

Figure 18: Portfolio Section



Click on the respective product button on the top left of the portfolio to navigate to the widget corresponding to that product.

For more information, click on the speedometer icon present at the right bottom corner of the portfolio widget. This will navigate to the selected product 360 views.

Figure 19: Facilities



Figure 20: Loans

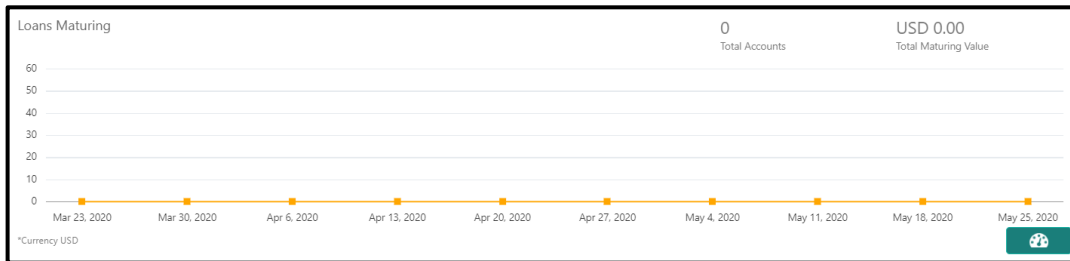


Figure 21: Trade

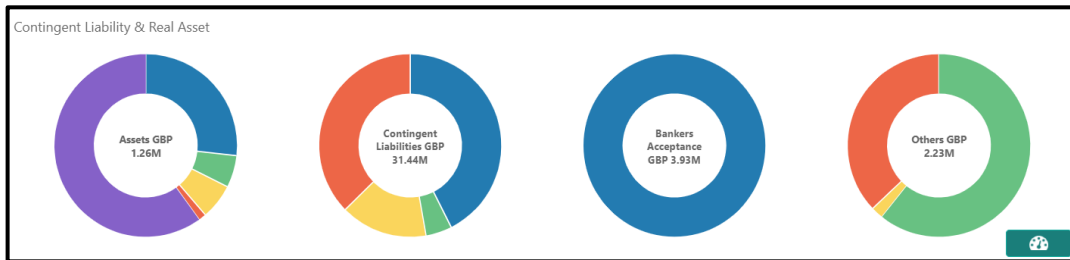


Figure 22: Supply Chain Finance (SCF)

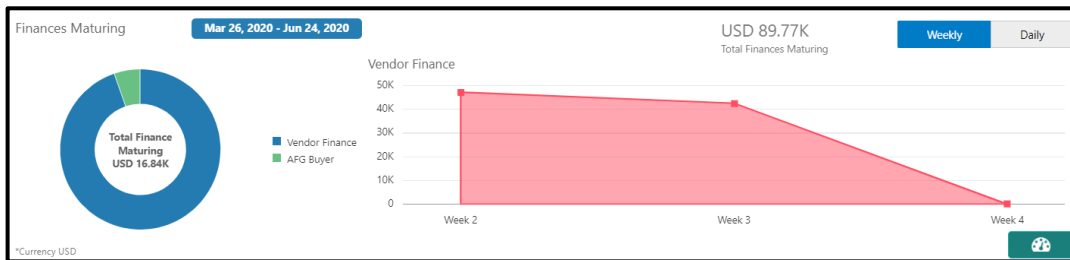


Figure 23: Liquidity Management (LM)

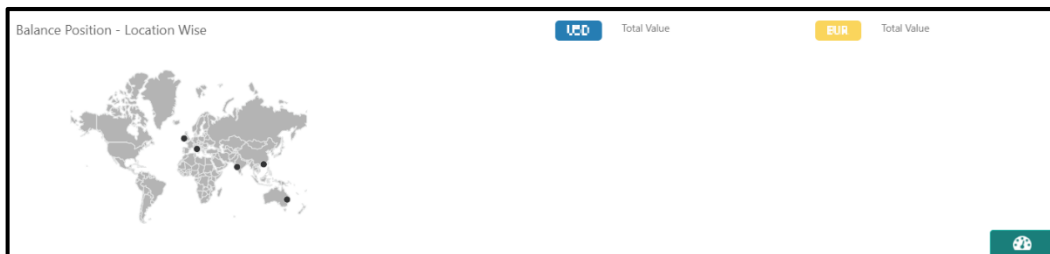


Figure 24: Virtual Account Management (VAM)

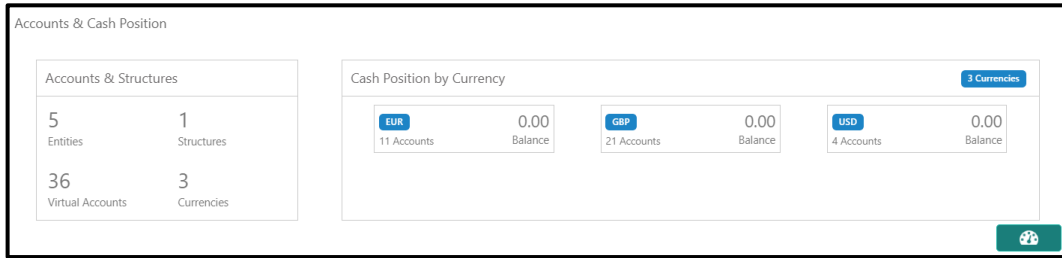
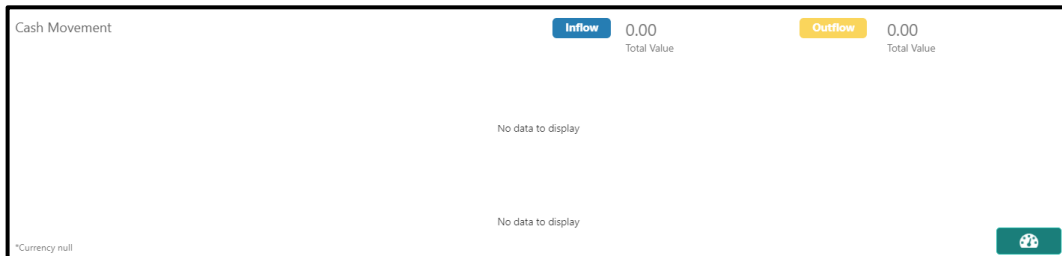


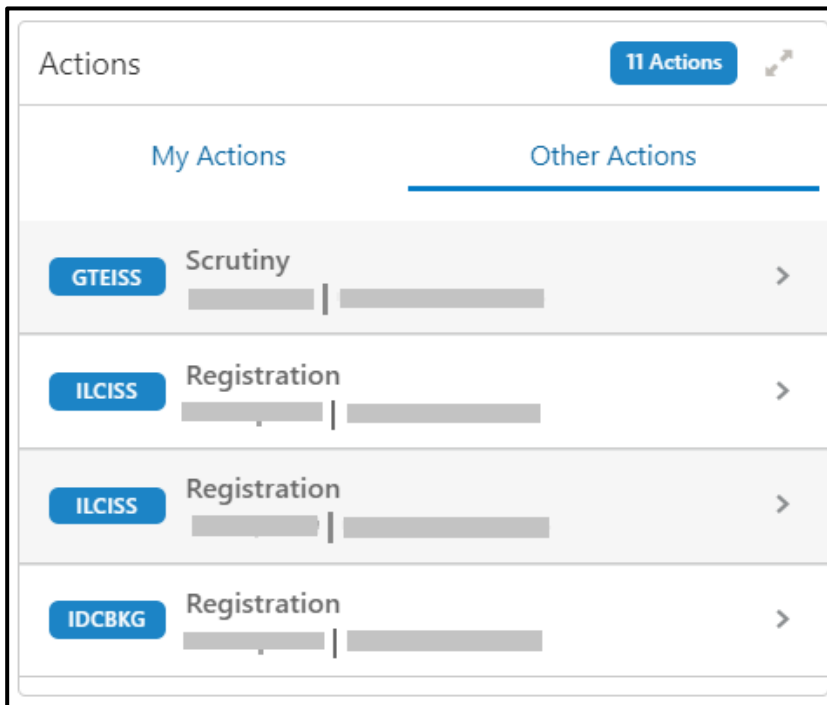
Figure 25: Cash Management (CM)



2.2.3 Actions

Actions widget contains the information about the pending action related to the client. Actions are displayed corresponding to the product selected in Portfolio widget. By periodically monitoring this section, the RM can well prioritize their actions to be performed.

Figure 26: Actions

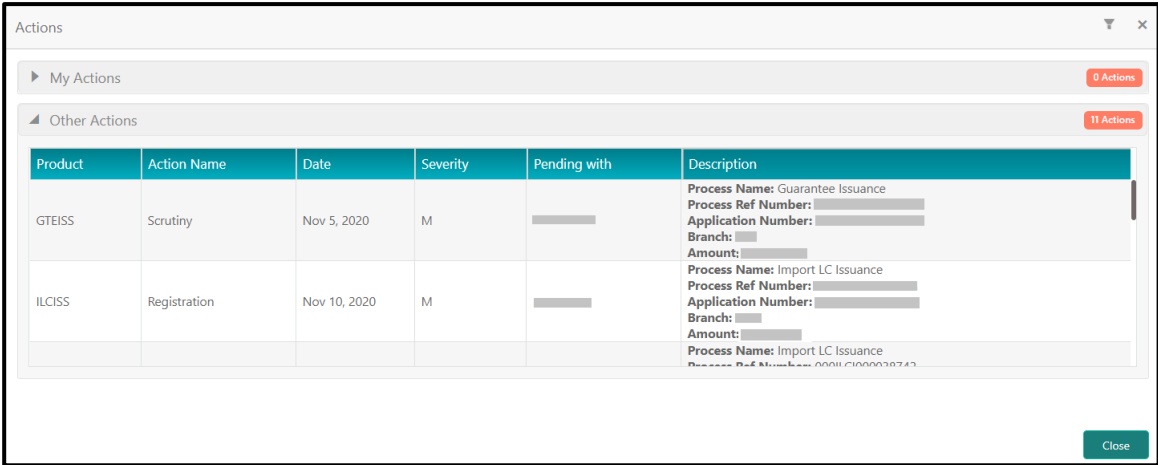


Actions are further grouped as:

Table 10: Description of Tabs

Tab	Description
My Actions	Displays the pending actions assigned to the logged-in relationship manager.
Other Actions	Displays the pending actions assigned to the users other than the logged-in relationship manager.

Figure 27: Actions - Expanded View



In the expanded view, the records can be filtered on following parameters:

- Severity
- Pending with (the user to whom the actions are assigned)

For more information on the columns in the expanded view, refer to the table below:

Table 11: Actions - Description of Columns

Column	Description
Product	Displays the product in which there are pending actions.
Action Name	Displays the name of the pending action.
Date	Displays the due date for the pending action.
Severity	Displays the severity of the pending action.
Pending with	Displays the user ID with whom the action is pending.
Description	Displays the description provided for the pending action.

2.2.4 Sales Opportunities

In this widget, the sales opportunities (upsell/cross sell) associated with the SME customer is displayed. It helps the RM to better understand the prospects of new business activities with the customer.

Figure 28: Sales Opportunities

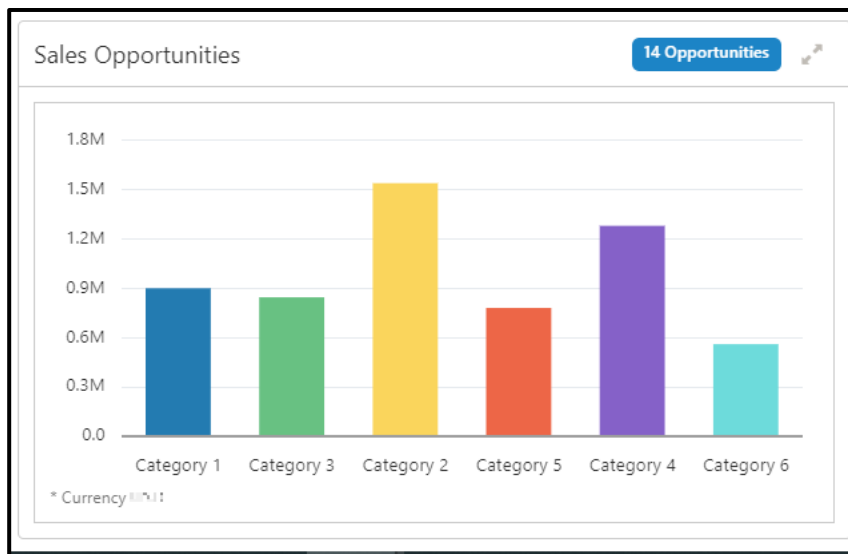


Figure 29: Sales Opportunities - expanded view

Opportunity ID	Opportunity	Date Created	Probability	Value	Assigned to	Summary
	Pending Salary Processing	Dec 30, 2020	High			
	Lorem ipsum dolor	Nov 23, 2020	High			

In the expanded view, the records can be filtered on following parameters:

- Product
- Date
- Value
- Probability

For more information on the columns in the expanded view, refer to the table below:

Table 12: Sales Opportunities - Description of Columns

Column	Description
Opportunity ID	Displays the ID of the sales opportunity.
Opportunity	Displays the description of the sales opportunity.
Date Created	Displays the date on which the sales opportunity is created.
Profitability	Displays the profitability of the sales opportunity.
Value	Displays the value of the sales opportunity.
Assigned to	Displays the user ID to which the sales opportunity is assigned.
Summary	Displays the summary of the sales opportunity.

2.2.5 Service Requests

This widget contains the outstanding service requests raised by the customer. By periodically monitoring this widget, the relationship manager can do follow-ups and help address the issues faster.

Figure 30: Service Requests

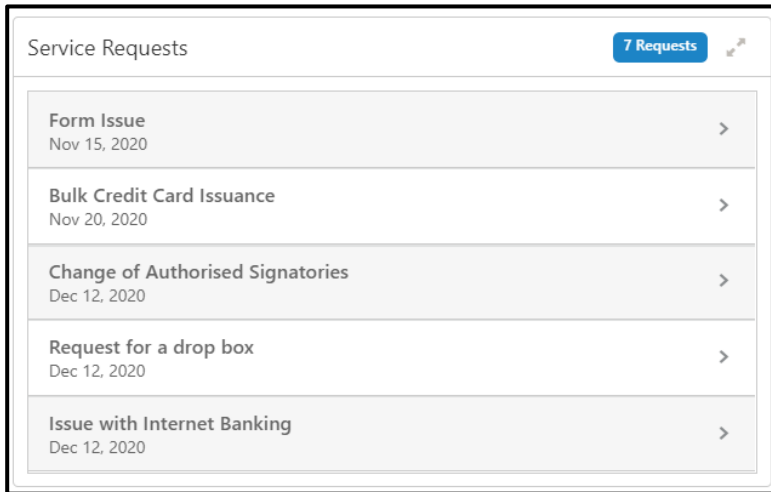


Figure 31: Service Requests

The screenshot shows the expanded view of the Service Requests widget as a table with the following data:

Source ID	Reference No	Severity	Date Created	Assigned to	Status	Date Last Updated	Summary
Form Issue	7	HIGH	Nov 15, 2020	[Redacted]	OPEN		[Redacted]
Bulk Credit Card Issuance	6	HIGH	Nov 20, 2020	[Redacted]	OPEN		[Redacted]
Change of Authorised Signatories	2	LOW	Dec 12, 2020	[Redacted]	OPEN		[Redacted]
Request for a drop box	1	MEDIUM	Dec 12, 2020	[Redacted]	OPEN		[Redacted]
Issue with Internet Banking	1	MEDIUM	Dec 12, 2020	[Redacted]	OPEN		[Redacted]

A "Close" button is located at the bottom right of the table.

In the expanded view, the records can be filtered on following parameters:

- Severity
- Date
- Assigned to
- Status

For more information on the columns in the expanded view, refer to the table below:

Table 13: Service Requests - Description of Columns

Column	Description
Source ID	Displays the source ID of the service request.
Reference No	Displays the reference number of the service request.
Severity	Displays the severity of the service request.
Date Created	Displays the date on which the service request is created.
Assigned to	Displays the user ID to which the service request is assigned.
Status	Displays the status of the service request.
Date Last Updated	Displays the date on which the service request was last updated.
Summary	Displays the summary of the service request.

2.2.6 My Diary

This widget is meant to track the to-do list for a relationship manager. The Relationship manager can add entries to My Diary or the tasks that he/she needs to perform in near future. Using this widget, the relationship manager can assign priorities to the tasks, set a due date and status for the task.

Figure 32: My Diary

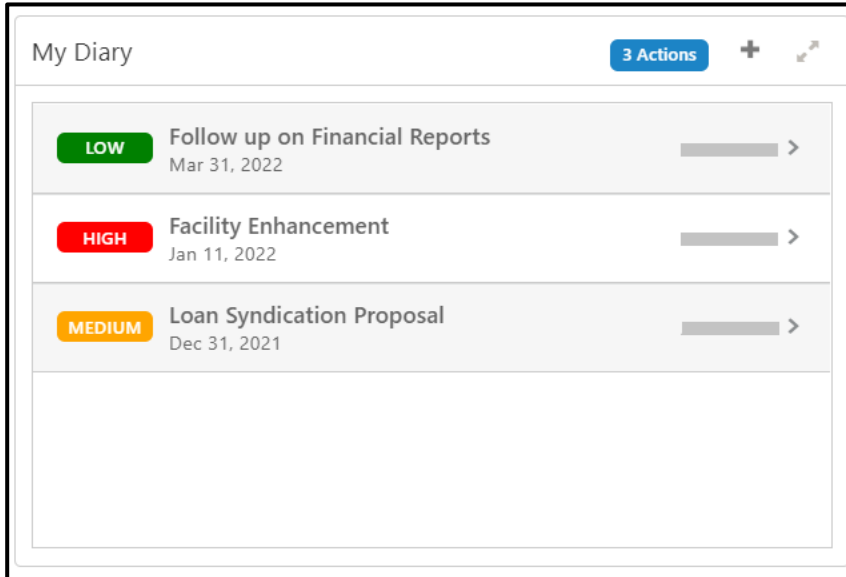


Figure 33: My Diary – Expanded View

The screenshot shows the 'My Diary' widget in expanded view, displaying a table with the following data:

Task Subject	Date Created	Due Date	Priority	Status	Assigned by	Description
Follow up on Financial Reports	Nov 11, 2021	Mar 31, 2022	LOW	OPEN		
Facility Enhancement	Nov 11, 2021	Jan 11, 2022	HIGH	OPEN		
Loan Syndication Proposal	Nov 11, 2021	Dec 31, 2021	MEDIUM	OPEN		

A 'Close' button is located at the bottom right of the expanded view.

In the expanded view, the records can be filtered on following parameters:

- Priority
- Due Date
- Status

For more information on the columns in the expanded view, refer to the table below:

Table 14: My Diary - Description of Columns

Column	Description
Task Subject	Displays the subject of the task to be completed.
Date Created	Displays the date on which the task is created.
Due Date	Displays the due date for the task to be completed.
Priority	Displays the priority of the task to be completed.
Status	Displays the status of the task to be completed.
Assigned by	Displays the ID of the user who assigned the task.
Description	Displays the detailed description of the task.

3 List Of Menus

1. Actions – [Actions](#) (pg. 20)
2. Customer Demographics – [Customer Demographics](#) (pg. 6)
3. My Diary – [My Diary](#) (pg. 26)
4. Portfolio – [Portfolio](#) (pg. 18)
5. Sales Opportunities – [Sales Opportunities](#) (pg. 22)
6. Service Requests – [Service Requests](#) (pg. 24)