

User Creation Utility  
Oracle FLEXCUBE Investor Servicing  
Release 14.5.4.0.0  
[May] [2022]



---

# Table of Contents

<b>1.</b>	<b>USER CREATION UTILITY INSTALLATION.....</b>	<b>1-1</b>
1.1	INTRODUCTION .....	1-1
1.2	SETTING UP OF USER CREATION .....	1-1

---

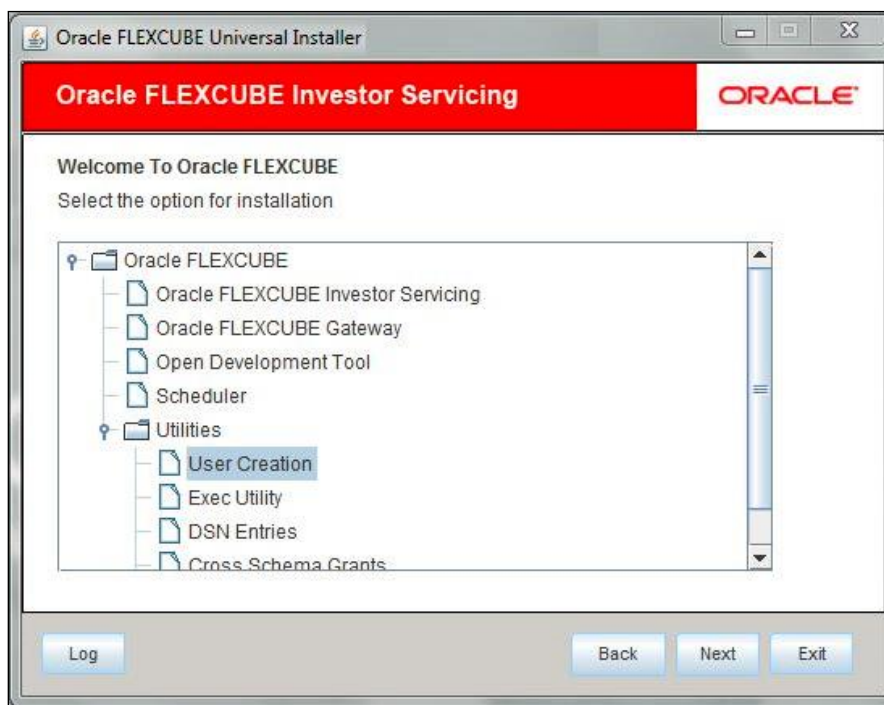
# 1. User Creation Utility Installation

## 1.1 Introduction

This document explains the process involved in installing User Creation Utility.

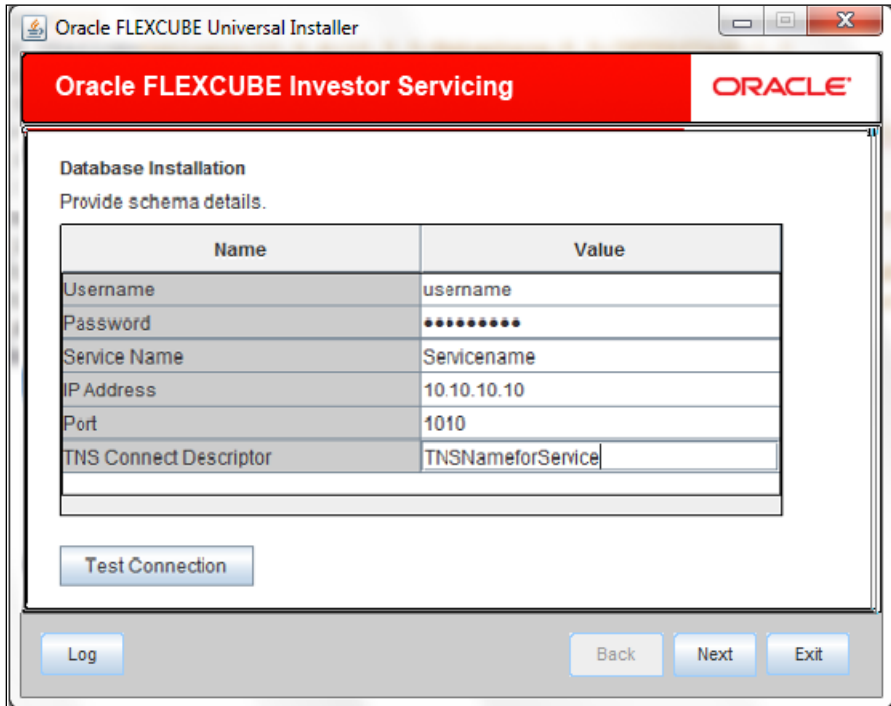
## 1.2 Setting up of User creation

1. To create user using the installer, follow the steps given below.
2. Double-click 'FCUBSInstaller.bat' batch file to launch Oracle FLEXCUBE Universal Installer. The following screen is displayed.



3. Select the application to be installed. Choose 'User Creation' and click 'Next' to proceed.

4. The following screen is displayed.



The screenshot shows the 'Oracle FLEXCUBE Universal Installer' window. The title bar says 'Oracle FLEXCUBE Universal Installer'. The main window has a red header with 'Oracle FLEXCUBE Investor Servicing' and the 'ORACLE' logo. Below the header, it says 'Database Installation' and 'Provide schema details.' There is a table with two columns: 'Name' and 'Value'. The table contains the following data:

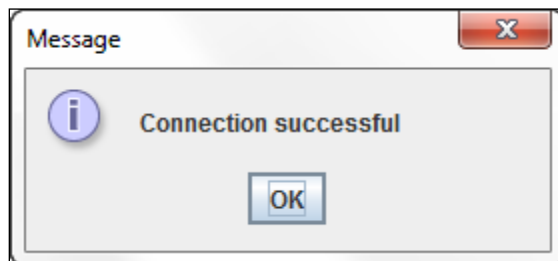
Name	Value
Username	username
Password	*****
Service Name	ServiceName
IP Address	10.10.10.10
Port	1010
TNS Connect Descriptor	TNSNameforService

Below the table is a 'Test Connection' button. At the bottom of the window are four buttons: 'Log', 'Back', 'Next', and 'Exit'.

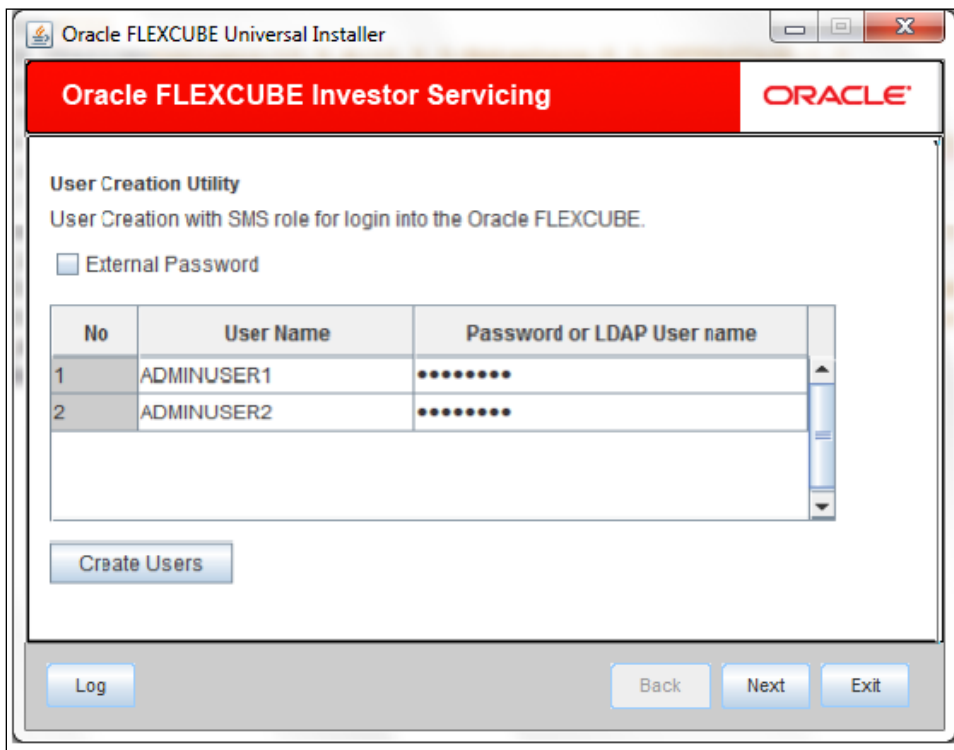
5. Specify the following schema details for which the user has to be created

- User Name
- Password
- Service Name
- TNS Connect Descriptor
- IP Address
- Port

6. Click 'Test Connection' to check the status of the connection to database. If the connection is established, the system displays the following message.



7. Click 'Next' to proceed. The following screen is displayed.



The screenshot shows the 'Oracle FLEXCUBE Universal Installer' window. The title bar says 'Oracle FLEXCUBE Universal Installer'. The main window has a red header with 'Oracle FLEXCUBE Investor Servicing' and the 'ORACLE' logo. Below the header, the text 'User Creation Utility' is displayed, followed by 'User Creation with SMS role for login into the Oracle FLEXCUBE.' There is a checkbox labeled 'External Password' which is currently unchecked. Below this is a table with three columns: 'No', 'User Name', and 'Password or LDAP User name'. The table contains two rows: Row 1 with '1' in the 'No' column, 'ADMINUSER1' in the 'User Name' column, and '\*\*\*\*\*' in the 'Password or LDAP User name' column. Row 2 with '2' in the 'No' column, 'ADMINUSER2' in the 'User Name' column, and '\*\*\*\*\*' in the 'Password or LDAP User name' column. Below the table is a 'Create Users' button. At the bottom of the window, there are four buttons: 'Log', 'Back', 'Next', and 'Exit'.

No	User Name	Password or LDAP User name
1	ADMINUSER1	*****
2	ADMINUSER2	*****

8. Specify the following details

- Username
- Password

#### Username

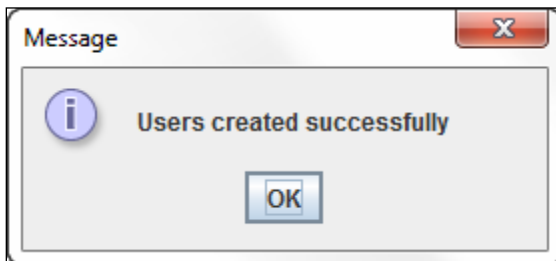
You cannot use '\_' (Underscore) in the username.

#### Password

Specify the password.

Two users can be created at a time.

9. Click 'Create Users'. The following screen is displayed on successful creation of users.





User Creation Utility  
[May] [2022]  
Version 14.5.4.0.0

Oracle Financial Services Software Limited  
Oracle Park  
Off Western Express Highway  
Goregaon (East)  
Mumbai, Maharashtra 400 063  
India

Worldwide Inquiries:  
Phone: +91 22 6718 3000  
Fax: +91 22 6718 3001  
[www.oracle.com/financialservices/](http://www.oracle.com/financialservices/)

Copyright © [2007], [2022], Oracle and/or its affiliates.

Oracle and Java are registered trademarks of Oracle and/or its affiliates. Other names may be trademarks of their respective owners.

**U.S. GOVERNMENT END USERS:** Oracle programs (including any operating system, integrated software, any programs embedded, installed or activated on delivered hardware, and modifications of such programs) and Oracle computer documentation or other Oracle data delivered to or accessed by U.S. Government end users are "commercial computer software" or "commercial computer software documentation" pursuant to the applicable Federal Acquisition Regulation and agency-specific supplemental regulations. As such, the use, reproduction, duplication, release, display, disclosure, modification, preparation of derivative works, and/or adaptation of i) Oracle programs (including any operating system, integrated software, any programs embedded, installed or activated on delivered hardware, and modifications of such programs), ii) Oracle computer documentation and/or iii) other Oracle data, is subject to the rights and limitations specified in the license contained in the applicable contract. The terms governing the U.S. Government's use of Oracle cloud services are defined by the applicable contract for such services. No other rights are granted to the U.S. Government.

This software or hardware is developed for general use in a variety of information management applications. It is not developed or intended for use in any inherently dangerous applications, including applications that may create a risk of personal injury. If you use this software or hardware in dangerous applications, then you shall be responsible to take all appropriate failsafe, backup, redundancy, and other measures to ensure its safe use. Oracle Corporation and its affiliates disclaim any liability for any damages caused by use of this software or hardware in dangerous applications.

This software and related documentation are provided under a license agreement containing restrictions on use and disclosure and are protected by intellectual property laws. Except as expressly permitted in your license agreement or allowed by law, you may not use, copy, reproduce, translate, broadcast, modify, license, transmit, distribute, exhibit, perform, publish or display any part, in any form, or by any means. Reverse engineering, disassembly, or decompilation of this software, unless required by law for interoperability, is prohibited.

The information contained herein is subject to change without notice and is not warranted to be error-free. If you find any errors, please report them to us in writing.

This software or hardware and documentation may provide access to or information on content, products and services from third parties. Oracle Corporation and its affiliates are not responsible for and expressly disclaim all warranties of any kind with respect to third-party content, products, and services. Oracle Corporation and its affiliates will not be responsible for any loss, costs, or damages incurred due to your access to or use of third-party content, products, or services.