

Oracle® Hospitality Cruise Shipboard Property Management System Document Return User Guide



Release 20.3
F59791-01
September 2022

The Oracle logo, consisting of a solid red square with the word "ORACLE" in white, uppercase, sans-serif font centered within it.

ORACLE®

Oracle Hospitality Cruise Shipboard Property Management System Document Return User Guide, Release 20.3

F59791-01

Copyright © 2015, 2022, Oracle and/or its affiliates.

This software and related documentation are provided under a license agreement containing restrictions on use and disclosure and are protected by intellectual property laws. Except as expressly permitted in your license agreement or allowed by law, you may not use, copy, reproduce, translate, broadcast, modify, license, transmit, distribute, exhibit, perform, publish, or display any part, in any form, or by any means. Reverse engineering, disassembly, or decompilation of this software, unless required by law for interoperability, is prohibited.

The information contained herein is subject to change without notice and is not warranted to be error-free. If you find any errors, please report them to us in writing.

If this is software or related documentation that is delivered to the U.S. Government or anyone licensing it on behalf of the U.S. Government, then the following notice is applicable:

U.S. GOVERNMENT END USERS: Oracle programs (including any operating system, integrated software, any programs embedded, installed or activated on delivered hardware, and modifications of such programs) and Oracle computer documentation or other Oracle data delivered to or accessed by U.S. Government end users are "commercial computer software" or "commercial computer software documentation" pursuant to the applicable Federal Acquisition Regulation and agency-specific supplemental regulations. As such, the use, reproduction, duplication, release, display, disclosure, modification, preparation of derivative works, and/or adaptation of i) Oracle programs (including any operating system, integrated software, any programs embedded, installed or activated on delivered hardware, and modifications of such programs), ii) Oracle computer documentation and/or iii) other Oracle data, is subject to the rights and limitations specified in the license contained in the applicable contract. The terms governing the U.S. Government's use of Oracle cloud services are defined by the applicable contract for such services. No other rights are granted to the U.S. Government.

This software or hardware is developed for general use in a variety of information management applications. It is not developed or intended for use in any inherently dangerous applications, including applications that may create a risk of personal injury. If you use this software or hardware in dangerous applications, then you shall be responsible to take all appropriate fail-safe, backup, redundancy, and other measures to ensure its safe use. Oracle Corporation and its affiliates disclaim any liability for any damages caused by use of this software or hardware in dangerous applications.

Oracle, Java, and MySQL are registered trademarks of Oracle and/or its affiliates. Other names may be trademarks of their respective owners.

Intel and Intel Inside are trademarks or registered trademarks of Intel Corporation. All SPARC trademarks are used under license and are trademarks or registered trademarks of SPARC International, Inc. AMD, Epyc, and the AMD logo are trademarks or registered trademarks of Advanced Micro Devices. UNIX is a registered trademark of The Open Group.

This software or hardware and documentation may provide access to or information about content, products, and services from third parties. Oracle Corporation and its affiliates are not responsible for and expressly disclaim all warranties of any kind with respect to third-party content, products, and services unless otherwise set forth in an applicable agreement between you and Oracle. Oracle Corporation and its affiliates will not be responsible for any loss, costs, or damages incurred due to your access to or use of third-party content, products, or services, except as set forth in an applicable agreement between you and Oracle.

Contents

Preface

Prerequisites, Supported Systems and Compatibility

1 Document Return Function

2 User Security Group

A Appendix

Preface

The Document Return module records the movement of passenger passports stored in a temporary repository and ensures they are returned during disembarkation.

Audience

This document is intended for project managers, application specialists and users of Oracle Hospitality Cruise Shipboard Property Management System (SPMS).

Customer Support

To contact Oracle Customer Support, access My Oracle Support at the following URL:

<https://support.oracle.com>

When contacting Customer Support, please provide the following:

- Product version and program/module name
- Functional and technical description of the problem (include business impact)
- Detailed step-by-step instructions to re-create
- Exact error message received
- Screenshots of each step you take

Documentation

Oracle Hospitality product documentation is available on the Oracle Help Center at <http://docs.oracle.com/en/industries/hospitality/>.

Revision History

Table 1 Revision History

Date	Description of Change
September 2022	Initial publication.

Prerequisites, Supported Systems and Compatibility

This section describes the minimum requirements for the Document return module.

Prerequisites

- OHC Document Return
- OHC Management

Supported Operating System

- See Compatibility Matrix at <http://docs.oracle.com/en/industries/hospitality/>.

Compatibility

SPMS version 20.3 or later. For customers operating on version 20.3 and below, a database upgrade to the recommended or latest version is required.

1

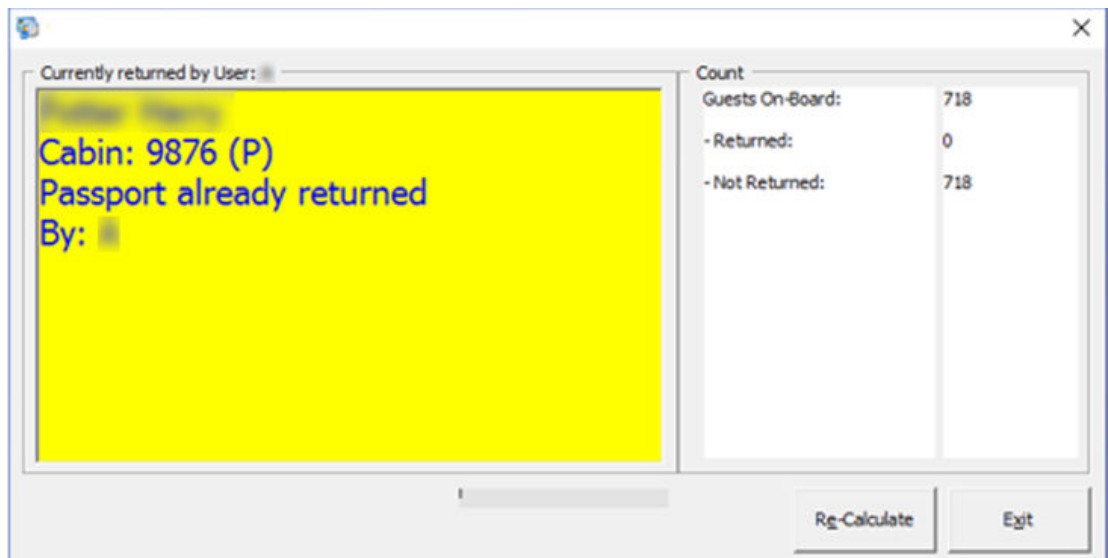
Document Return Function

This section describes the use of the Document Return module.

Using Document Return Function

To launch the Document Return module, double-click the shortcut on the **OHC Launch Panel**.

Figure 1-1 Document Return



At the Document Return screen, you can view a statistic count of the document returned or withheld. Clicking the **Re-Calculate** button refreshes the statistics.

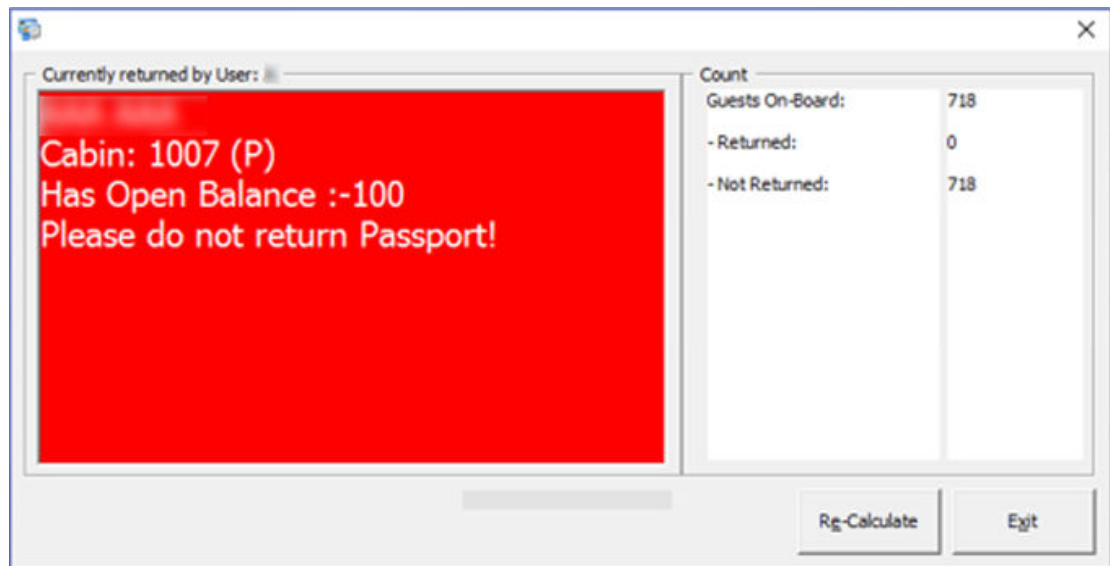
Returning Passport Using Card Reader

At the end of the cruise, you must return all passenger passports during disembarkation.

To do so,

1. Obtain the passenger's cabin number and retrieve the passport from the passport repository.
2. Login to the **Document Return** module.
3. Swipe the guest board card through the card reader once to update the system that you have returned the Passport.
4. Swiping the passenger board card again sets the document status to **Passport already returned**.

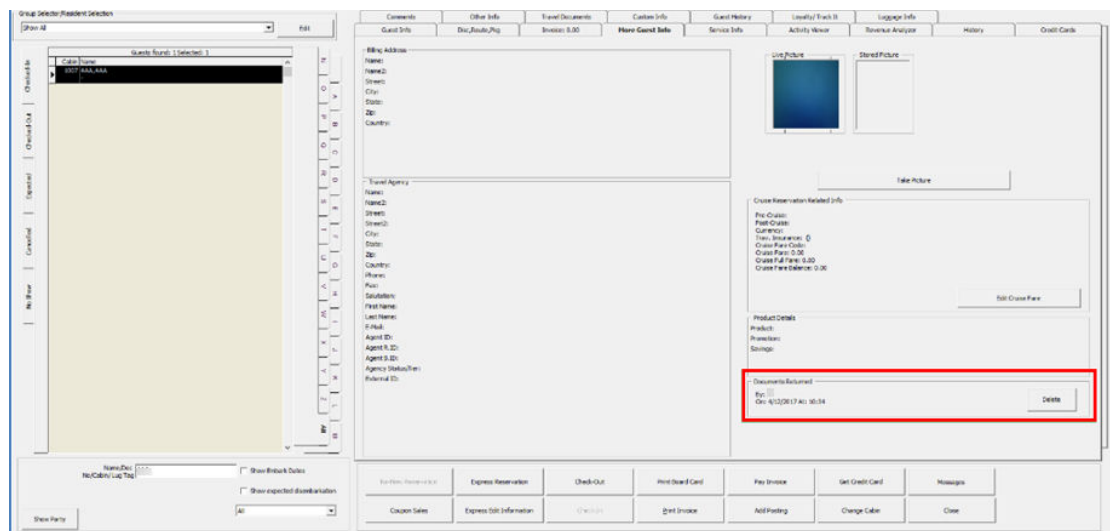
Figure 1-3 Open Balance Warning



Viewing Passenger Document Status

You can also view and reset the document return status from the guest account in the Management Module.

Figure 1-4 Document Status In Management Module



1. In the **Management** Module, navigate to **Cashier, Guest** function.
2. Swipe the passenger board card or look up the guest account by name/cabin number.
3. Select the account from the guest list and navigate to **More Guest Info** tab.
4. The document status is shown in the Document Return section.

5. To reset the status to **not returned**, click **Delete**.

2

User Security Group

User security access for the Document Return function in the Management module is listed below. The security privileges are assigned in the **User Security** Module

Table 2-1 Document Return User Access Rights

Security Reference No	Description
3281	Return Document
3282	Delete Document Returned Info

A

Appendix

This section lists the parameters available to the Document Return Module. You can access them from the **Administration** Module, *System Setup, Parameter*.

Table A-1 PAR Group General

PAR Name	PAR Value	Description
Doc Return Display Open Balance	0, 1	Displays the Open Balance in Document Return 0 - No Balance Checking 1 - Balance Check
Doc Return Open Balance Check	0, 1	Check Open Balance in Document Return 0 - No Balance Check 1 - Balance Check