

Trade 360 Degree User Guide

Oracle Banking Trade Finance Process Management

Release 14.6.1.0.0

Part No. F61853-01

August 2022

Oracle Banking Trade 360 Degree User Guide
Oracle Financial Services Software Limited

Oracle Park
Off Western Express Highway
Goregaon (East)
Mumbai, Maharashtra 400 063
India

Worldwide Inquiries:

Phone: +91 22 6718 3000

Fax: +91 22 6718 3001

www.oracle.com/financialservices/

Copyright © 2022, Oracle and/or its affiliates. All rights reserved.

Oracle and Java are registered trademarks of Oracle and/or its affiliates. Other names may be trademarks of their respective owners.

U.S. GOVERNMENT END USERS: Oracle programs, including any operating system, integrated software, any programs installed on the hardware, and/or documentation, delivered to U.S. Government end users are “commercial computer software” pursuant to the applicable Federal Acquisition Regulation and agency-specific supplemental regulations. As such, use, duplication, disclosure, modification, and adaptation of the programs, including any operating system, integrated software, any programs installed on the hardware, and/or documentation, shall be subject to license terms and license restrictions applicable to the programs. No other rights are granted to the U.S. Government.

This software or hardware is developed for general use in a variety of information management applications. It is not developed or intended for use in any inherently dangerous applications, including applications that may create a risk of personal injury. If you use this software or hardware in dangerous applications, then you shall be responsible to take all appropriate failsafe, backup, redundancy, and other measures to ensure its safe use. Oracle Corporation and its affiliates disclaim any liability for any damages caused by use of this software or hardware in dangerous applications.

This software and related documentation are provided under a license agreement containing restrictions on use and disclosure and are protected by intellectual property laws. Except as expressly permitted in your license agreement or allowed by law, you may not use, copy, reproduce, translate, broadcast, modify, license, transmit, distribute, exhibit, perform, publish or display any part, in any form, or by any means. Reverse engineering, disassembly, or decompilation of this software, unless required by law for interoperability, is prohibited.

The information contained herein is subject to change without notice and is not warranted to be error-free. If you find any errors, please report them to us in writing.

This software or hardware and documentation may provide access to or information on content, products and services from third parties. Oracle Corporation and its affiliates are not responsible for and expressly disclaim all warranties of any kind with respect to third-party content, products, and services. Oracle Corporation and its affiliates will not be responsible for any loss, costs, or damages incurred due to your access to or use of third-party content, products, or services.

Contents

Trade 360 Degree	1
Accessing Trade 360 Degree.....	1
Trade 360 Degree	3
Trade 360 Summary	5
Documentary Credit Tab	8
Documentary Collection Tab	11
Guarantee and Stand-By-LCs Collection Tab	13
Limit Tab	14
Transaction Details.....	15
Reference and Feedback	17
References.....	17
Documentation Accessibility	17
Feedback and Support.....	17

Trade 360 Degree

Corporates usually have multiple Trade transaction involving various trade products, the Trade 360 widget allows the user to view wholistically.

The Trade 360 allows the user to view all the Trade transactions booked by the customer in various trade products in a single page. The user can view Trade-360 details through widget and through Menu.

Following are the tabs in Trade 360 Degree screen

- Trade 360 Summary
- Documentary Credit
- Documentary Collection
- Guarantees and Stand By LCs

On Customer ID Search, the Trade 360 page loads with the transaction details by default. On visiting of each tab, the transaction pertaining to each widget should display based on the filter criteria.

The user can set the filter criteria for each widget and the results get displayed based on the filter criteria. The user can view the transaction details as separate screen (read only), by clicking the Reference number link in any of the table grid.

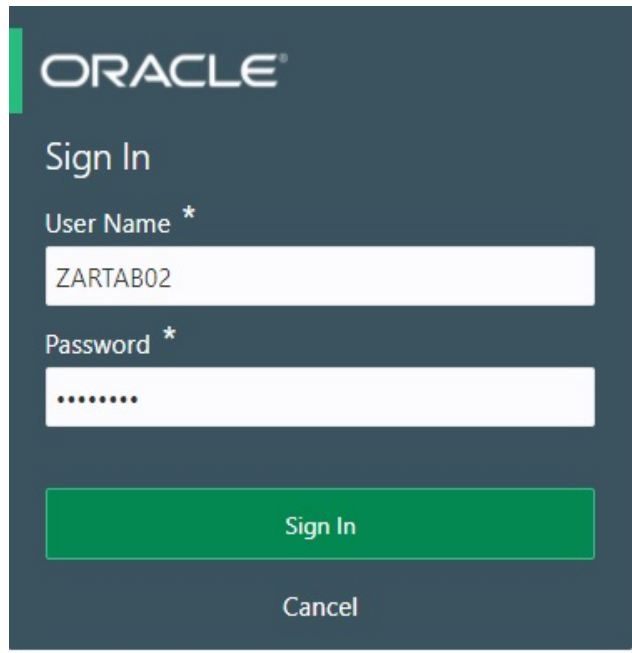
The facility of switching over from the Table structure to Pie chart mode and vice versa is also available in the screen.

This section contains the following topics:

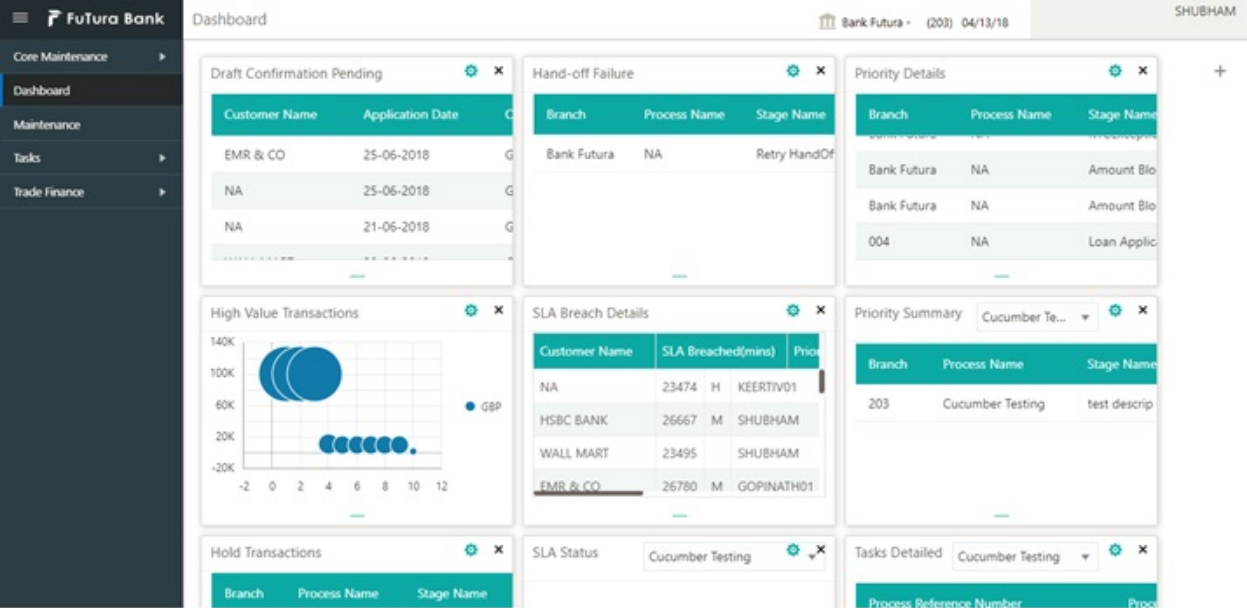
Accessing Trade 360 Degree	Trade 360 Summary
Documentary Credit Tab	Documentary Collection Tab
Guarantee and Stand-By-LCs Collection Tab	Limit Tab
Transaction Details	

Accessing Trade 360 Degree

1. Using the entitled login credentials, login to the OBTFPM application.



2. On login, user must be able to view the dashboard screen with widgets as mapped to the user.

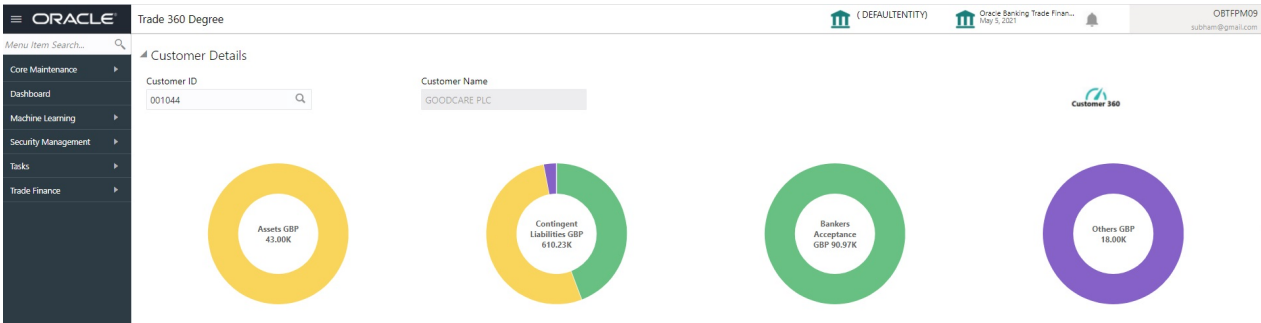


3. Click Trade Finance> Trade 360 Degree.

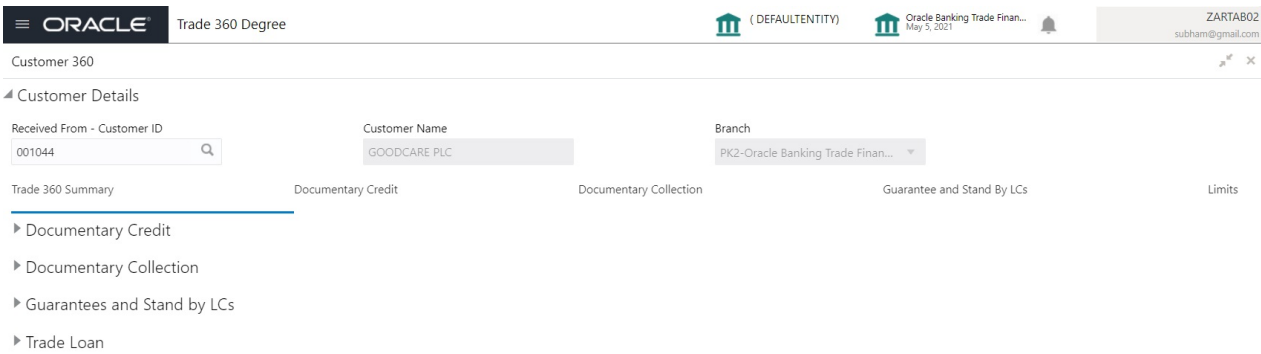
Trade 360 Degree

Field	Description	Sample Values
Customer Id	Provide the Customer Id. Alternatively, user can search the Customer Id using LOV. During the Fetch action, the Customer Id, Customer Name and Brancisd display as result	
Customer Name	Customer Name will be populated based on the selected Customer Id from the LOV.	EMR & CO

4. On successful selection of the Customer Id, the pie chart is displayed.



5. Click the Customer 360 speedometer icon. The Trade 360 Summary screen will display the details. The user can click each tab to view the details.



Trade 360 Summary

The Summary Tab displays the Outstanding Balances of trade transactions in various heads like Documentary Credit (Import & Export), Documentary Collection (Import & Export), and Guarantees and Stand-By-LCs. The user can click each head to view the details.

Trade 360 Degree

(DEFAULTTENITY)
Oracle Banking Trade Finan...
May 5, 2021
ZARTAB02
subham@gmail.com

Customer 360

Customer Details

Received From - Customer ID: 001044 Customer Name: GOODCARE PLC Branch: PK2-Oracle Banking Trade Finan...

Trade 360 Summary Documentary Credit Documentary Collection Guarantee and Stand By LCs Limits

Documentary Credit

Import

Description	Count	OS Amount In LCY
LC Issued	16	230368.46
Bills Advanced	0	0
Collection O/S	10	79893.08

Page 1 of 1 (1-3 of 3 items) | < 1 >

Export

Description	Count	OS Amount In LCY
LC Advised	12	617800
Bills Negotiated	5	15000
Collection O/S	0	0

Page 1 of 1 (1-3 of 3 items) | < 1 >

Documentary Collection

Import

Description	Count	OS Amount In LCY
Advanced	0	0
Other Collections	1	13846.15
Overdue	0	0

Page 1 of 1 (1-3 of 3 items) | < 1 >

Export

Description	Count	OS Amount In LCY
Financed	0	0
Other Collections	0	0
Overdue	0	0

Page 1 of 1 (1-3 of 3 items) | < 1 >

Guarantees and Stand by LCs

Issued

Description	Count	OS Amount In LCY
Bank Guarantee Issued against Customer Request	5	304000
Bank Guarantee Issued against Counter Guarantee	0	0
Shipping Guarantee Issued	4	13400
Stand-by-LCs Issued	0	0

Page 1 of 1 (1-4 of 4 items) | < 1 >

Advised

Description	Count	OS Amount In LCY
Bank Guarantee Advised	5	143000
Standby-LC Advised	0	0

Page 1 of 1 (1-2 of 2 items) | < 1 >

Trade Loan

Import

Description	Count	OS Amount In LCY
Advance by Loan	0	0

Page 1 of 1 (1 of 1 items) | < 1 >

Export

Description	Count	OS Amount In LCY
Pre-Shipment Finance	0	0
Link To Loan	0	0

Page 1 of 1 (1-2 of 2 items) | < 1 >

Field	Description	Sample Values
Customer Id	The Customer ID that the user has searched the using LOV.	
Customer Name	Customer Name will be populated based on the selected Customer Id from the LOV.	EMR & CO
Branch	Customer Name will be populated based on the selected Customer Id from the LOV.	EMR & CO

Documentary Credit

Import		
Description	Displays the description of the Import LC.	EMR & CO
Count	Displays the count of LC.	
OS Amount in Local Currency	Displays the Amount in local currency	
Export		
Description	Displays the description of the export LC.	EMR & CO
Count	Displays the count of export LC.	
OS Amount in Local Currency	Displays the Amount in local currency	

Documentary Collection

Import		
Description	Displays the description of the Import collection.	EMR & CO
Count	Displays the count of import collection.	
OS Amount in Local Currency	Displays the Amount in local currency	
Export		
Description	Displays the description of the export collection.	EMR & CO
Count	Displays the count of export collection.	
OS Amount in Local Currency	Displays the Amount in local currency	

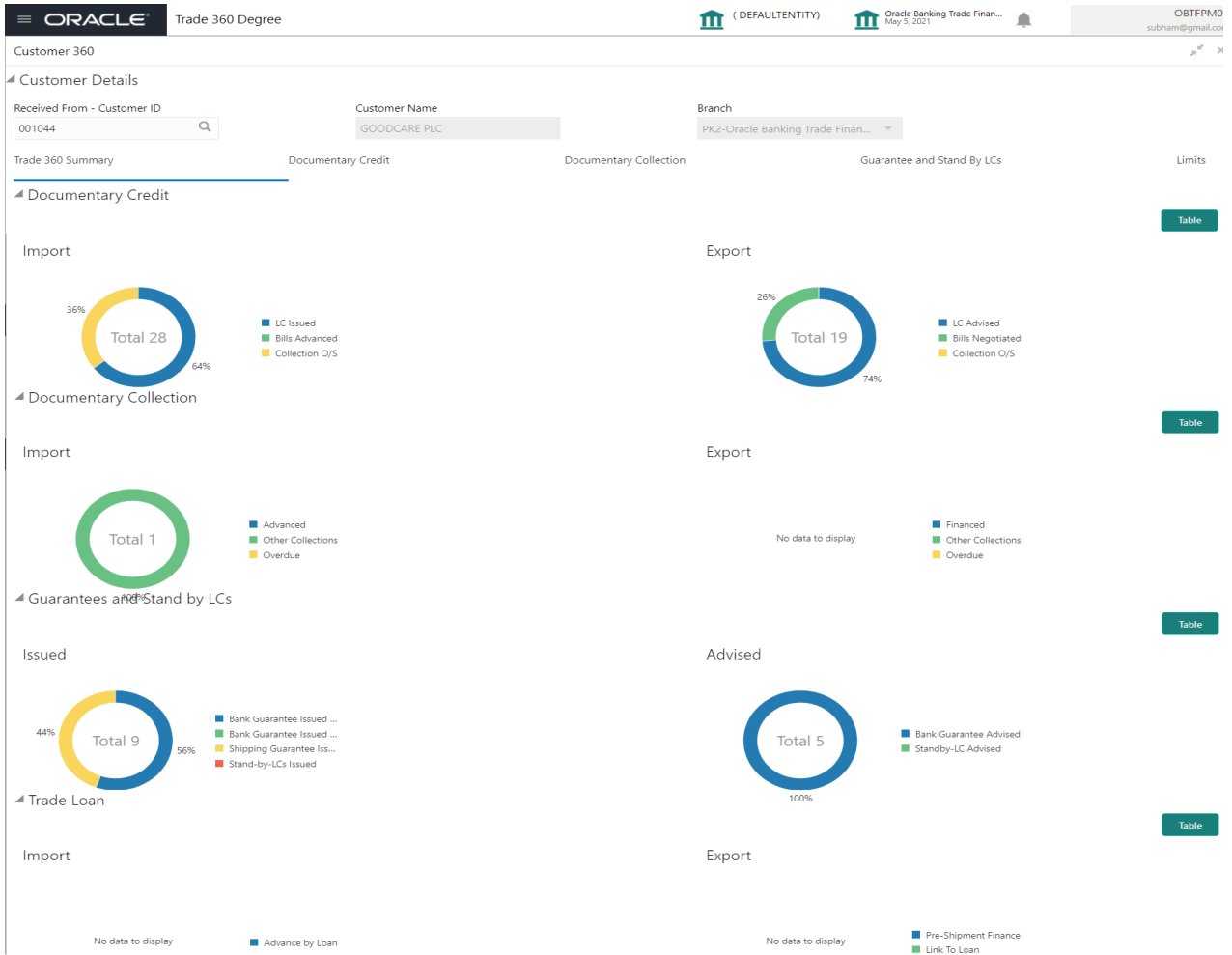
Guarantees and Stand by LCs

Issued		
Description	Displays the description of the guarantee and standby LCs.	
Count	Displays the count of guarantee and standby LCs.	

Field	Description	Sample Values
OS Amount in Local Currency	Displays the Amount in local currency	
Advised		
Description	Displays the description of the guarantee advise LC.	
Count	Displays the count of guarantee advise LC.	
OS Amount in Local Currency	Displays the Amount in local currency	
Trade Loan		
Import		
Description	Displays the description of the trade loan.	
Count	Displays the count of trade loan.	
OS Amount in Local Currency	Displays the Amount in local currency	
Export		
Description	Displays the description of the trade loan.	
Count	Displays the count of trade loan.	
OS Amount in Local Currency	Displays the Amount in local currency	

Pie Chart View

6. Click the **Pie** button in any widget, the table format widget is displayed as Pie chart Or click **Table** button to view the table.



Documentary Credit Tab

Documentary Credit Tab, should display both the LC and BC details from Import and Export. User can filter the records based on the filter options

7. Click the **Documentary Credit** Tab, the Trade 360 Degree screen with Documentary Credit details is displayed with two sub section for displaying LC Details and Bills Details.

The screenshot displays the Oracle Trade 360 Degree interface. At the top, there's a navigation bar with 'Documentary Credit' selected. Below it, there are two data tables: 'Import' and 'Export'. Both tables have columns for Branch, Product Code, Contract Reference Number, LC Currency, LC Amount, Issue Date, Expiry Date, Operation Code, and Party Type. The 'Import' table shows 5 rows of data, and the 'Export' table shows 5 rows of data. The interface also includes search filters and pagination controls.

Field	Description	Sample Values
LC Details		
Search Filter	The search filter criteria should be based on the column headers. Example: If the filter criteria is set as "ILUN", the result should display only the contracts available in the ILUN product alone.	
Import	The Import LC Contracts that are in active status and authorized pertaining to a corporate customer should be queried from the OBTF and displayed in LC Details frame.	
Branch	Displays the branch code of the Import LC.	
Product Code	Displays the product code of the import LC.	
Contract Reference Number	Displays the Contract reference number.	
LC Currency	Displays the currency of LC.	
LC Amount	Displays the Amount of LC currency.	
Issue Date	Displays the date on which the import LC is issued.	
Expiry Date	Displays the expiry date of the issued LC.	
Operation Code	Displays the operation code of import LC.	
Party Type	Displays the party type of import LC.	

Field	Description	Sample Values
Export	The Export LC Contracts that are in active status and authorized pertaining to a corporate customer should be queried from the OBTF and displayed in LC Details frame.	
Branch	Displays the branch code of the export LC.	
Product Code	Displays the product code of the export LC.	
Contract Reference Number	Displays the Contract reference number.	
LC Currency	Displays the currency of LC.	
LC Amount	Displays the Amount of LC currency.	
Issue Date	Displays the date on which the export LC is issued.	
Expiry Date	Displays the expiry date of the issued LC.	
Operation Code	Displays the operation code of export LC.	
Party Type	Displays the party type of export LC.	
Bill Details		
Search Filter	The search filter criteria should be based on the column headers. Example: If the filter criteria is set as "ILUN", the result should display only the contracts available in the ILUN product alone.	
Import	Bill contracts that are in active status, authorized and Under Letter of credit as "Yes" pertaining to a corporate customer should be queried from the OBTF and displayed in Import Details frame. The Export bill should display all the transaction Initial and Final stage.	
Branch	Displays the branch code of the Import Bill.	
Product Code	Displays the product code of the import Bill.	
Contract Reference Number	Displays the Contract reference number of the import Bill.	
LC Currency	Displays the currency of Bill.	
LC Amount	Displays the Amount of Bill currency.	
Issue Date	Displays the date on which the import Bill is issued.	
Expiry Date	Displays the expiry date of the issued Bill.	
Operation Code	Displays the operation code of import Bill.	
Party Type	Displays the party type of import Bill.	

Field	Description	Sample Values
Export	The the Export Bill contracts that are in active status, authorized and Under Letter of credit as "Yes" pertaining to a corporate customer should be queried from the OBTF and displayed in Export Details frame. The Export bill should display all the transaction in Initial and Final stage..	
Branch	Displays the branch code of the export Bill.	
Product Code	Displays the product code of the export Bill.	
Contract Reference Number	Displays the Contract reference number of the export Bill.	
LC Currency	Displays the currency of Bill.	
LC Amount	Displays the Amount of Bill currency.	
Issue Date	Displays the date on which the export Bill is issued.	
Expiry Date	Displays the expiry date of the issued Bill.	
Operation Code	Displays the operation code of export Bill.	
Party Type	Displays the party type of export Bill.	

Documentary Collection Tab

Documentary Collection Tab, should display with two sub section for displaying Bills Details.

8. Click the **Documentary Collection** Tab, the Trade 360 Degree screen with Documentary Collection details is displayed.

Trade 360 Degree

(DEFAULTTENITY)
Oracle Banking Trade Finan... May 5, 2021
OBTFPM subham@gmail.c

Customer 360

Customer Details

Received From - Customer ID: 001044
Customer Name: GOODCARE PLC
Branch: PK2-Oracle Banking Trade Finan...

Trade 360 Summary | Documentary Credit | **Documentary Collection** | Guarantee and Stand By LCs | Limits

Documentary Collection

Bill Details

Import

Branch	Product Code	Contract Reference Number	Bill Currency	Bill Amount	Maturity Date	Txn Date	Bill Due Amount	Tenor	Party Type
PK2	IULL	PK2IULL19081A9NB	GBP	5000	2019-04-22	2019-03-22			DRAWEE
PK2	ISLP	PK2ISLP190814501	GBP	50000	2019-03-22	2019-03-22			DRAWEE
PK2	ISLP	PK2ISLP190814002	GBP	40000	2019-03-22	2020-03-22			DRAWEE
PK2	ISLP	PK2ISLP190813001	GBP	40000	2019-03-22	2020-03-22			DRAWEE
PK2	ISLP	PK2ISLP190812501	GBP	40000	2019-03-22	2020-03-22			DRAWEE

Page 1 of 1 (1-5 of 5 items)

Export

Branch	Product Code	Contract Reference Number	Bill Currency	Bill Amount	Maturity Date	Txn Date	Bill Due Amount	Tenor	Party Type
PK2	ESCC	PK2ESCC190812002	GBP	20000	2019-03-22	2019-03	2019-03-22		DRAWER
PK2	ELUNA	PK2ELUNA190816002	GBP	50000	2019-04-22	2019-03	2019-03-22		DRAWER
PK2	EUUD	PK2EUUD191263501	GBP	100000	2019-06-05	2019-05	2019-05-05		DRAWER
PK2	EUUD	PK2EUUD191261001	GBP	500	2019-06-05	2019-05	2019-05-05		DRAWER

Page 1 of 1 (1-4 of 4 items)

Field	Description	Sample Values
Bill Details		
Search Filter	<p>The search filter criteria should be based on the column headers The filter criteria is set as "IULL" in Import BC widget, the result should be displayed only the contracts available in the IULL product alone.</p> <p>Example: The filter criteria is set as "IULL" in Import BC widget, the result should be displayed only the contracts available in the IULL product alone.</p>	
Import	<p>Import Bill contracts that are in active status, authorized and Under Letter of credit as "No" pertaining to a corporate customer should be queried from the OBTF and displayed in Import Details frame.</p> <p>The Import bill should display all the transaction Initial and Final stage.</p>	
Branch	Displays the branch code of the Import bill.	
Product Code	Displays the product code of the import bill.	
Contract Reference Number	Displays the Contract reference number.	
Bill Currency	Displays the currency of bill.	
Bill Amount	Displays the Amount of bill.	
Maturity Date	Displays the maturity date of the import bill.	
Transaction Date	Displays the transaction date of the import bill.	
Bill Due Amount	Displays the bill due amount of import bill.	
Tenor	Displays the tenor of import bill.	
Party Type	Displays the party type of import bill.	
Export	<p>The Export Bill contracts that are in active status, authorized and Under Letter of credit as "No" pertaining to a corporate customer should be queried from the OBTF and displayed in Export Details frame.</p> <p>The Export bill should display all the transaction Initial and Final stage.</p>	
Branch	Displays the branch code of the export bill.	
Product Code	Displays the product code of the export bill.	
Contract Reference Number	Displays the Contract reference number.	
Bill Currency	Displays the currency of bill.	
Bill Amount	Displays the bill amount.	

Field	Description	Sample Values
Maturity Date	Displays the maturity date of the export bill.	
Transaction Date	Displays the transaction date of the export bill.	
Bill Due Amount	Displays the bill due amount of export bill.	
Tenor	Displays the tenor of export bill.	
Party Type	Displays the party type of export bill.	

Guarantee and Stand-By-LCs Collection Tab

Guarantee and Stand-By-LCs Tab, displays all the Guaranties and Stand-By-LCs in single frame.

9. Click the **Guarantee and Stand-By-LCs** Tab, the Trade 360 Degree screen with Guarantee and Stand-By-LCs details is displayed.

The screenshot shows the Oracle Trade 360 Degree interface. At the top, there's a navigation bar with 'ORACLE' and 'Trade 360 Degree'. Below that, there's a 'Customer Details' section with fields for 'Received From - Customer ID' (000327), 'Customer Name' (FIXNETIX), and 'Branch' (PK1-Oracle Banking Trade Finan...). The main section is titled 'Guarantee and Stand By LCs' and contains a table of LC details. The table has columns: Branch, Product Code, Product Type, Contract Reference Number, Bill Currency, Bill Amount, Issue Date, Expiry Date, and Applicant. The data rows are as follows:

Branch	Product Code	Product Type	Contract Reference Number	Bill Currency	Bill Amount	Issue Date	Expiry Date	Applicant
PK2	GUIR		PK2GUIR19081A83Q	GBP	233333	2019-03-22	2019-06-22	
PK2	GUIR		PK2GUIR19081A6Y2	GBP	58000	2019-03-22	2021-06-22	
PK2	GUIR		PK2GUIR19081ASJZ	GBP	80000	2019-05-06	2019-07-22	
PK2	GUIR		PK2GUIR19126ANXB	GBP	54000	2019-05-06	2019-06-06	
PK2	GUAD		PK2GUAD190819501	GBP	11000	2019-03-22	2019-06-06	

At the bottom of the table, there's a pagination control showing 'Page 1 of 29 (1-5 of 142 items)' and navigation arrows.

Field	Description	Sample Values
Search Filter	The search filter criteria should support only the column headers from the respective resultant frame. Example: The filter criteria is set as "GUIR" in Import LC widget, the result should be displayed only the contracts available in the GUIR product alone.	
LC Details	The Advice, and Issuance contracts that are in active status, authorized pertaining to a corporate customer should be queried from the OBTF and displayed in LC Details frame.	
Branch	Displays the branch code of the Guarantee and Stand-By-LCs.	
Product Code	Displays the product code of the Guarantee and Stand-By-LCs.	
Product Type	Displays the product type of the Guarantee and Stand-By-LCs.	

Field	Description	Sample Values
Contract Reference Number	Displays the Contract reference number.	
LC Currency	Displays the currency of Guarantee and Stand-By-LCs.	
LC Amount	Displays the Guarantee and Stand-By-LCs amount.	
Issue Date	Displays the date on which the Guarantee and Stand-By LC is issued.	
Expiry Date	Displays the expiry date of the issued LC.	
Applicant	Enter valid customer id.	

Limit Tab

Limit Tab, displays all the limit line details in single frame.

10. Click the **Limit Tab**, the Trade 360 Degree screen with limit line details is displayed.

Field	Description	Sample Values
Line Code	Displays the limit line code.	
Line Serial	Displays the line serial number	
Line Description	Displays the description of the line limit.	
Line Currency	Displays the currency of line limit.	
Liability Number	Displays the liability number of the of line limit.	
Liability ID	Displays the liability Id of the of line limit.	
Record Status	Displays the record status of line limit.	

Transaction Details

11. Click the Contract Reference Number link, in any of the Trade-360 widgets, the details about the transaction is displayed as below.

Documentary Credit LC Details -> PK2ILUN211250501

Trade Finance Details

View LC Party Details Limit & Collateral Charge Events & Accounting Messages Amendment Details Drawing Details Document Upload Remarks

LC Details

40E - Applicable Rules
UCP600 LATEST VERSION

Applicant
001044 GOODCARE PLC

39A - Percentage Credit Amount Tolerance
0 / 0

Date of Expiry
Aug 3, 2021

Beneficiary
000153 NATIONAL FREK

39C - Additional Amount Covered

31D - Place of Expiry
dfdfdf

32B - Currency Code, Amount
GBP £11,000.00

51A - Applicant Bank
Amount in Local Currency
GBP £11,000.00

Availability Details

41a-Available with
dfdfdf

Tenor
dfdfdf

41a-Available By
BY NEGOTIATION

42C-Drafts At

Drawee
dfdfdf

Shipment Details

43P-Partial Shipments
NOT ALLOWED

44F-Port of Discharge

43T-Transshipment
NOT ALLOWED

44B-Place of Final Destination

44A-Place of Taking in Charge

44C-Latest Date of Shipment

44E-Port of Loading

44D-Shipment Period

45A Description of Goods and/or Services

INCO Terms
CIF

INCO Terms Description
Cost, Insurance and Freight (named de...

Goods Code	Goods Type	Goods Description	No of Units	Price per Unit	Total Amount	Action
M5D	G	dfdf				

Payment Details

48-Period for Presentation
21

57A-Advise Through Bank

71N - Amendment charges payable by

49-Confirmation Instructions
WITHOUT

78-Instructions to P/A/N Bank
dfdf

58A - Requested Confirmation Party

72-Sender to Receiver Information
dfdf

53A - Reimbursing Bank

71D - Charges

Document Details

Code	Name	Copy	Original	Description	Action
AIRDOC	Air Way Documents	2	1/2	SET of Clauses for CIF	
INSDOC	Insurance Documents	2		Insurance Policy/Certificate is...	
INVOOC	Invoice Documents		1/2	Commercial invoice, duly sign...	
MARDOC	Sea Way Documents	2	1/2	COPY OF FAX/TELEX ADVISIN...	
BOL	Bill of Lading				

Page 1 of 2 (1-5 of 6 items) K < 1 2 > X

Additional Conditions

Select	FFT Code	FFT Description	Action
<input type="checkbox"/>	71BCHARGES		
<input type="checkbox"/>	ADDCONDISS		
<input type="checkbox"/>	LCADV		
<input type="checkbox"/>	SNDRRVIRINF2		

Revolving Details

Revolving
No

Next Reinstatement Date
dfdf

Revolving In
Cumulative

Revolving Frequency
Automatic Reinstatement

Revolve Units
dfdf

Cancel

A

Accessing Trade 360 Degree 1

D

Documentary Collection Tab 11

Documentary Credit Tab 8

G

Guarantee and Stand-By-LCs Collection Tab 13

L

Limit Tab 14

T

Trade 360 Degree 3

Trade 360 Summary 5

 Pie Chart View 8

 Transaction Details 15

References

For more information on any related features, you can refer to the following documents:

- Oracle Banking Security Management System User Guide
- Oracle Banking Common Core User Guide

Documentation Accessibility

For information about Oracle's commitment to accessibility, visit the Oracle Accessibility Program website at <http://www.oracle.com/us/corporate/accessibility/index.html>.

Feedback and Support

Oracle welcomes customers' comments and suggestions on the quality and usefulness of the document. Your feedback is important to us. If you have a query that is not covered in this user guide or if you still need assistance, please contact documentation team.