

Card Management System Integration Guide

Oracle Banking Origination

Release 14.6.1.0.0

Part Number F61868-01

August 2022

Card Management System Integration Guide

Oracle Financial Services Software Limited

Oracle Park

Off Western Express Highway

Goregaon (East)

Mumbai, Maharashtra 400 063

India

Worldwide Inquiries:

Phone: +91 22 6718 3000

Fax: +91 22 6718 3001

<https://www.oracle.com/industries/financial-services/index.html>

Copyright © 2021, 2022, Oracle and/or its affiliates. All rights reserved.

Oracle and Java are registered trademarks of Oracle and/or its affiliates. Other names may be trademarks of their respective owners.

U.S. GOVERNMENT END USERS: Oracle programs, including any operating system, integrated software, any programs installed on the hardware, and/or documentation, delivered to U.S. Government end users are “commercial computer software” pursuant to the applicable Federal Acquisition Regulation and agency-specific supplemental regulations. As such, use, duplication, disclosure, modification, and adaptation of the programs, including any operating system, integrated software, any programs installed on the hardware, and/or documentation, shall be subject to license terms and license restrictions applicable to the programs. No other rights are granted to the U.S. Government.

This software or hardware is developed for general use in a variety of information management applications. It is not developed or intended for use in any inherently dangerous applications, including applications that may create a risk of personal injury. If you use this software or hardware in dangerous applications, then you shall be responsible to take all appropriate failsafe, backup, redundancy, and other measures to ensure its safe use. Oracle Corporation and its affiliates disclaim any liability for any damages caused by use of this software or hardware in dangerous applications.

This software and related documentation are provided under a license agreement containing restrictions on use and disclosure and are protected by intellectual property laws. Except as expressly permitted in your license agreement or allowed by law, you may not use, copy, reproduce, translate, broadcast, modify, license, transmit, distribute, exhibit, perform, publish or display any part, in any form, or by any means. Reverse engineering, disassembly, or decompilation of this software, unless required by law for interoperability, is prohibited. The information contained herein is subject to change without notice and is not warranted to be error-free. If you find any errors, please report them to us in writing.

This software or hardware and documentation may provide access to or information on content, products and services from third parties. Oracle Corporation and its affiliates are not responsible for and expressly disclaim all warranties of any kind with respect to third-party content, products, and services. Oracle Corporation and its affiliates will not be responsible for any loss, costs, or damages incurred due to your access to or use of third-party content, products, or services.

Contents

| | | |
|----------|--|----------|
| 1 | About this manual | 1 |
| 1.1 | Purpose | 1 |
| 1.2 | Audience | 1 |
| 1.3 | List of Topics | 1 |
| 2 | Integration Guide | 2 |
| 2.1 | Introduction..... | 2 |
| 2.2 | Prerequisite | 2 |
| 2.3 | Maintenance for Oracle Banking Origination | 2 |
| 2.4 | API for Oracle Banking Origination | 6 |

1 About this manual

1.1 Purpose

This guide is to help with Integration of Oracle Banking Origination Product with Card Management System acting as the backend Product Processor.

1.2 Audience

This guide is primarily intended for the following user/user roles:

Table 1: Audience

| Role | Function |
|-----------------------------|--|
| Implementation and IT Staff | Implementation and maintenance of the software |

1.3 List of Topics

Table 2: Topics

| Topics | Description |
|-------------------|---|
| Integration Guide | This topic helps you to integrate Oracle Banking Origination product with Card Management System. |

2 Integration Guide

2.1 Introduction

You can integrate Oracle Banking Origination with Card Management System acting as the backend Product Processor through Oracle Banking Routing Hub. This document briefs you about the specific steps needed for integration of these two products and specific maintenances.

2.2 Prerequisite

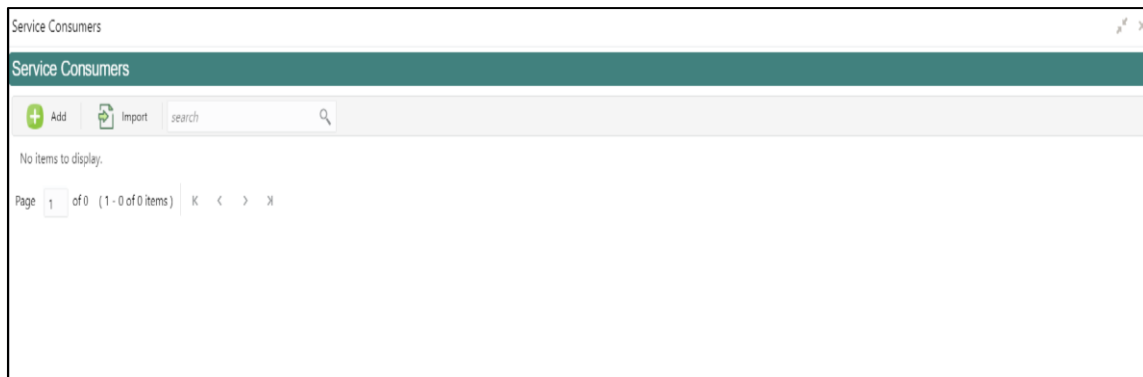
Card Management System should be available, with support to list of consumer services are detailed in Section [2.4](#).

2.3 Maintenance for Oracle Banking Origination

1. Maintain Oracle Banking Routing Hub routing configuration in common core for CC_HOST.
2. From **Home screen**, click **Core Maintenance**. Under **Core Maintenance**, click **Routing Hub**.
3. Under **Routing Hub**, click **Service Consumers**.

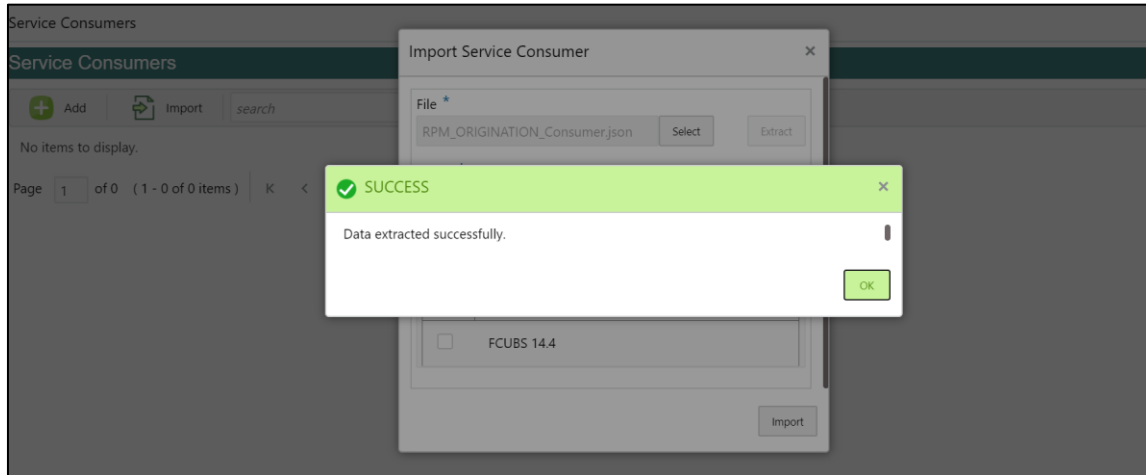
→ The **Service Consumers** screen is displayed.

Figure 1: Service Consumers



- Click **Import** and upload the RPM_ORIGINATION_Consumer.json file provided in the release and click **Extract**.

Figure 2: Success



- Select CC_HOST and click **Import**.

Figure 3: Confirmation

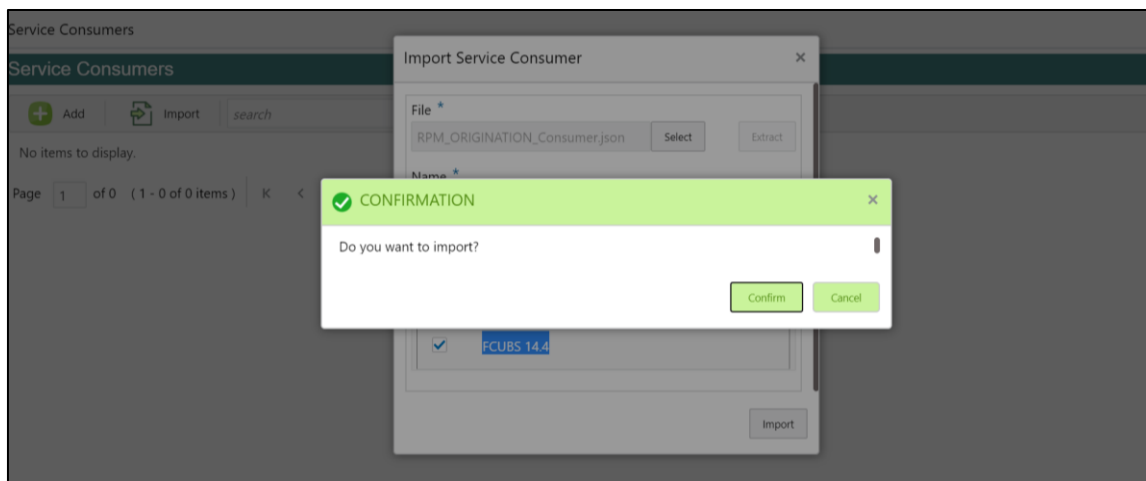
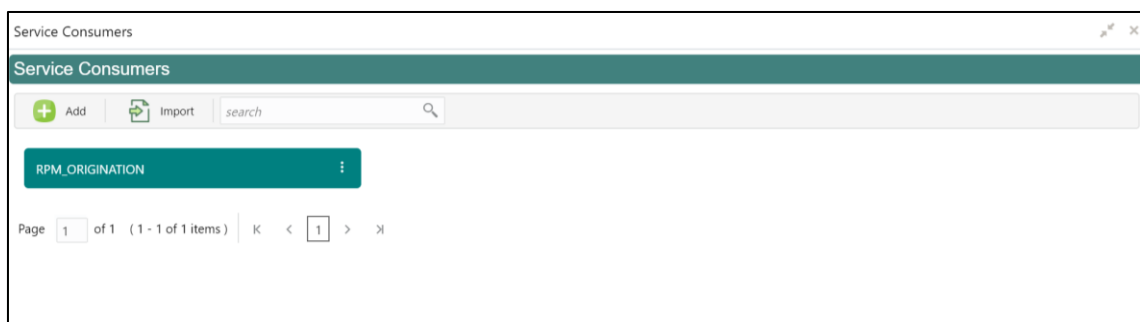


Figure 4: RPM Origination



6. Click **RPM_ORIGINATION**.
7. Under **RPM_ORIGINATION**, click **CC_HOST**.

Figure 5: RPM Origination

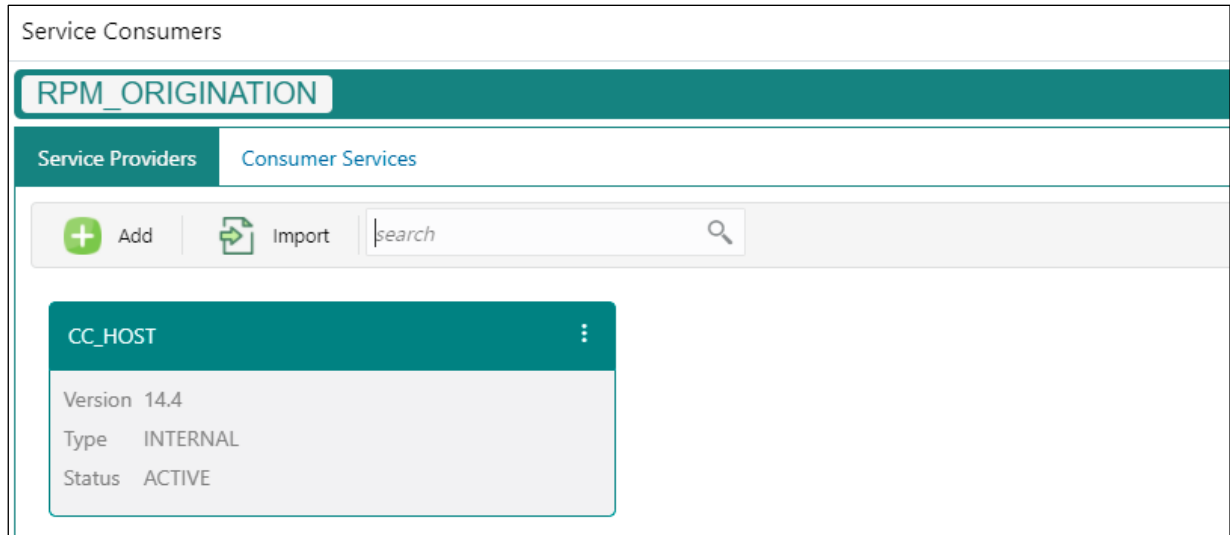
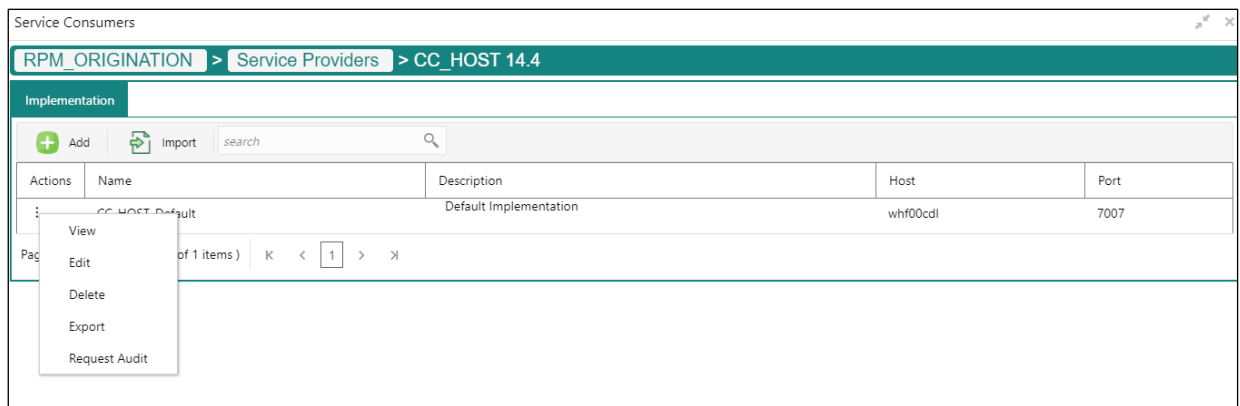
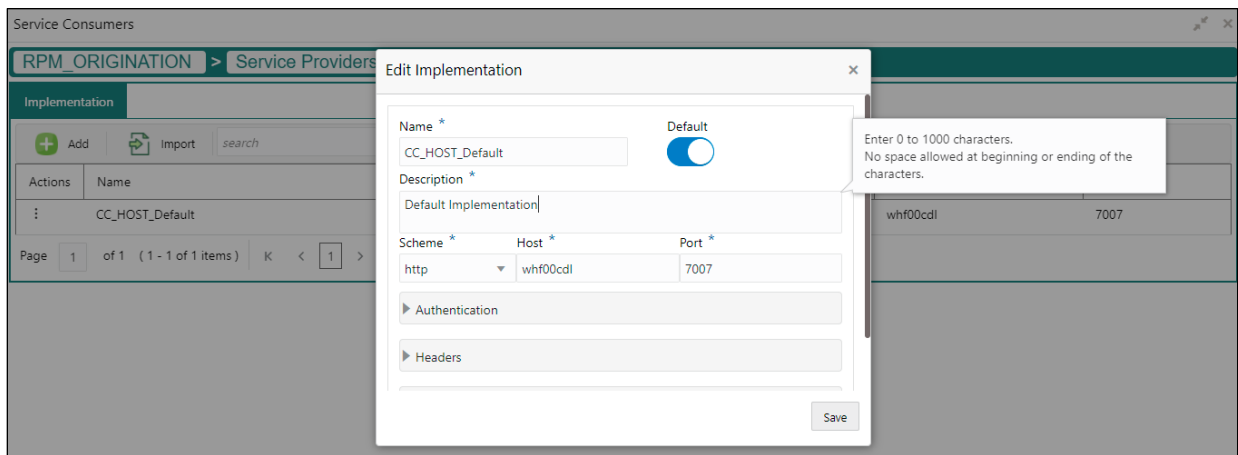


Figure 6: RPM Origination



8. Click **Edit**.
9. Change the host and port as per the Oracle FLEXCUBE Universal Banking installation and save it.

Figure 7: Edit Implementation

The below consumer services will be imported.

Figure 8: Consumer Services

| Service Consumers | | |
|---|----------------------------------|----------------------------------|
| RPM_ORIGINATION | | |
| Service Providers Consumer Services | | |
| <div> <div>+</div> Add <div>📄</div> Import <div>search</div> </div> | | |
| Actions | Name | Description |
| ⋮ | Get_Credit_Card_Number | Get_Credit_Card_Number |
| ⋮ | Get_Host_Product_Details_By_Code | Get_Host_Product_Details_By_Code |
| ⋮ | Get_Host_Product_Details_List | Get_Host_Product_Details_List |
| ⋮ | Save_Credit_Card_DS_Details | Save_Credit_Card_DS_Details |
| ⋮ | Update_Credit_Card_Number | Put_Credit_Card_Number |

Refer **Routing Hub Configuration User Guide** for more details.

2.4 API for Oracle Banking Origination

1. Get_Host_Product_Details_By_Code

Parent Node: HostProductList

| Field Name | Field Description | Type | Length |
|--------------------|--------------------------|--------|--------|
| productCode | Host Product Code | String | 4 |
| productDescription | Host Product Description | String | 50 |
| productType | | String | 1 |

2. Get_Host_Product_Details_List

Parent Node: data

| Field Name | Field Description | Type | Length |
|--------------------|--------------------------|--------|--------|
| productCode | Host Product Code | String | 4 |
| productDescription | Host Product Description | String | 50 |
| productType | | String | 1 |

Child Node: components

Parent Node: data

| Field Name | Field Description | Type | Length |
|------------------------|---------------------------------|--------|--------|
| componentName | Host Product Code | String | 4 |
| componentDescription | Host Product Description | String | 50 |
| componentType | Component Type | String | 1 |
| hostComponentType | Host Component Type | String | 1 |
| mainComponent | Main Component | String | 1 |
| componentReportingType | Reporting type Interest /Charge | String | 50 |
| ratetoUse | Rate to Use | String | 50 |

Child Node: productUdes

Parent Node: components

| Field Name | Field Description | Type | Length |
|--------------------|--------------------------|--------|--------|
| productCode | Host Product Code | String | 4 |
| productDescription | Host Product Description | String | 50 |
| productType | | String | 1 |

3. Save_Credit_Card_DS_Details

| Field Name | Field Description | Type | Length |
|---------------|--------------------------|--------|--------|
| processRefNo | Process Reference Number | String | 35 |
| applicationNo | Application Number | String | 16 |

Kindly refer swagger documentation for allDsDetails for credit card application.

View Transformation

processRefNo

\$body.processRefNo

QueryParams

| Actions | Name | Value |
|---------------------|------|-------|
| No data to display. | | |

Request Transformation

Template Type

VELOCITY

Template

```
{
  "allDsDetails": "$body.data"
}
```

Response Transformation

Template Type

VELOCITY

Template

As part of response, credit card number is expected.

| Field Name | Field Description | Type | Length |
|------------------|--------------------|------|--------|
| creditcardnumber | Credit Card Number | Long | 16 |

4. Update_Credit_Card_Number

Use this API in case of unsynchronized call.

| Field Name | Field Description | Type | Length |
|--------------|--------------------------|---------|--------|
| processRefNo | Process Reference Number | String | 35 |
| cardNumber | Credit Card Number | Integer | 16 |