



Sample Reports User Guide

Oracle Banking Treasury Management

Release 14.6.1.0.0

Part No. F61876-01

August 2022

Copyright

Copyright: 2007, 2022

Copyright Holder: Oracle

Product Name: Oracle Financial Software Services, Oracle park, off western express highway, Goregaun (east) mumbai, Maharashtra 400 063, India, Phone Number - 91-22 6718 3000, 91-22 6718 3001. www.oracle.com/financial-services

Oracle and Java are registered trademarks of Oracle and/or its affiliates. Other names may be trademarks of their respective owners.

U.S. GOVERNMENT END USERS: Oracle programs, including any operating system, integrated software, any programs installed on the hardware, and/or documentation, delivered to U.S. Government end users are “commercial computer software” pursuant to the applicable Federal Acquisition Regulation and agency-specific supplemental regulations. As such, use, duplication, disclosure, modification, and adaptation of the programs, including any operating system, integrated software, any programs installed on the hardware, and/or documentation, shall be subject to license terms and license restrictions applicable to the programs. No other rights are granted to the U.S. Government.

This software or hardware is developed for general use in a variety of information management applications. It is not developed or intended for use in any inherently dangerous applications, including applications that may create a risk of personal injury. If you use this software or hardware in dangerous applications, then you shall be responsible to take all appropriate failsafe, backup, redundancy, and other measures to ensure its safe use. Oracle Corporation and its affiliates disclaim any liability for any damages caused by use of this software or hardware in dangerous applications.

This software and related documentation are provided under a license agreement containing restrictions on use and disclosure and are protected by intellectual property laws. Except as expressly permitted in your license agreement or allowed by law, you may not use, copy, reproduce, translate, broadcast, modify, license, transmit, distribute, exhibit, perform, publish or display any part, in any form, or by any means. Reverse engineering, disassembly, or de-compilation of this software, unless required by law for interoperability, is prohibited. The information contained herein is subject to change without notice and is not warranted to be error-free. If you find any errors, please report them to us in writing

This software or hardware and documentation may provide access to or information on content, products and services from third parties. Oracle Corporation and its affiliates are not responsible for and expressly disclaim all warranties of any kind with respect to third-party content, products, and services. Oracle Corporation and its affiliates will not be responsible for any loss, costs, or damages incurred due to your access to or use of third-party content, products, or services.

Contents

Preface	1
Introduction	1
Audience	1
Documentation Accessibility	1
List of Topics	1
Related Documents	2
Activation of Sample Reports	3
Introduction	3
Activation of Sample Reports	3
Activation of Menu	3
Activation of Report Roles	5
Module-wise Sample Reports	7
Introduction	7
Sample Reports in Common Core Module	7
Sample Reports in Foreign Exchange Module	7
Sample Reports in Money Market Module	9
Sample Reports in Derivative Module	9
Sample Reports in Options Module	10
Sample Reports in Securities Module	11
Sample Reports in Brokerage Module	11
Sample Reports in Tax Module	12
Sample Reports in Islamic Money Market Module	12

Sample Reports in Islamic Derivative Module	13
Function ID - Glossary	15

1. Preface

1.1 Introduction

This manual is designed to help you quickly get acquainted with the activation of sample reports, and module-wise sample reports available in Oracle Banking Treasury Management.

1.2 Audience

This manual is intended for the following User/User Roles:

Table 1.1: Function and Role

Role	Function
Bank Office Clerk	Input functions for contracts
Back office managers/officers	Authorization functions
Product Managers	Product definition and authorization
End of day operators	Processing during end of day/ beginning of day
Financial Controller/Product Managers	Generation of reports

1.3 Documentation Accessibility

For information about Oracle's commitment to accessibility, visit the Oracle Accessibility Program website at <http://www.oracle.com/pls/topic/lookup?ctx=acc&id=docacc>.

1.4 List of Topics

The manual is organized as follows:

Table 1.2: Topics

Topics	Description
Activation of Sample Reports	Explains the sample reports activation procedure in detail.
Module-wise Sample Reports	Explains the sample reports of each module available in Oracle Banking Treasury Management.
Function ID - Glossary	This topic provides the alphabetical list of Functional /Screen ID used in this module.

1.5 Related Documents

- Common Core
- Money Market
- Foreign Exchange
- Options
- Derivatives
- Islamic Money Market
- Islamic Derivatives
- Tax
- Securities
- Brokerage

2. Activation of Sample Reports

2.1 Introduction

During the day, or at the end of the day, you may want to retrieve information on several operations that were performed during the day in your bank. You can retrieve this information in the form of sample reports in Oracle Banking Treasury Management.

A set of a sample reports is pre-defined for all the modules in Oracle Banking Treasury Management. This topic provides information on how to activate the sample reports.

2.2 Activation of Sample Reports

To activate the sample reports, the following must be performed:

- 1) Activate Menu
- 2) Activate Reports Roles

2.2.1 Activation of Menu

You can activate the sample reports using menu in two ways:

- 1) Front End
- 2) Back end

2.2.1.1 Front End Activation using Menu

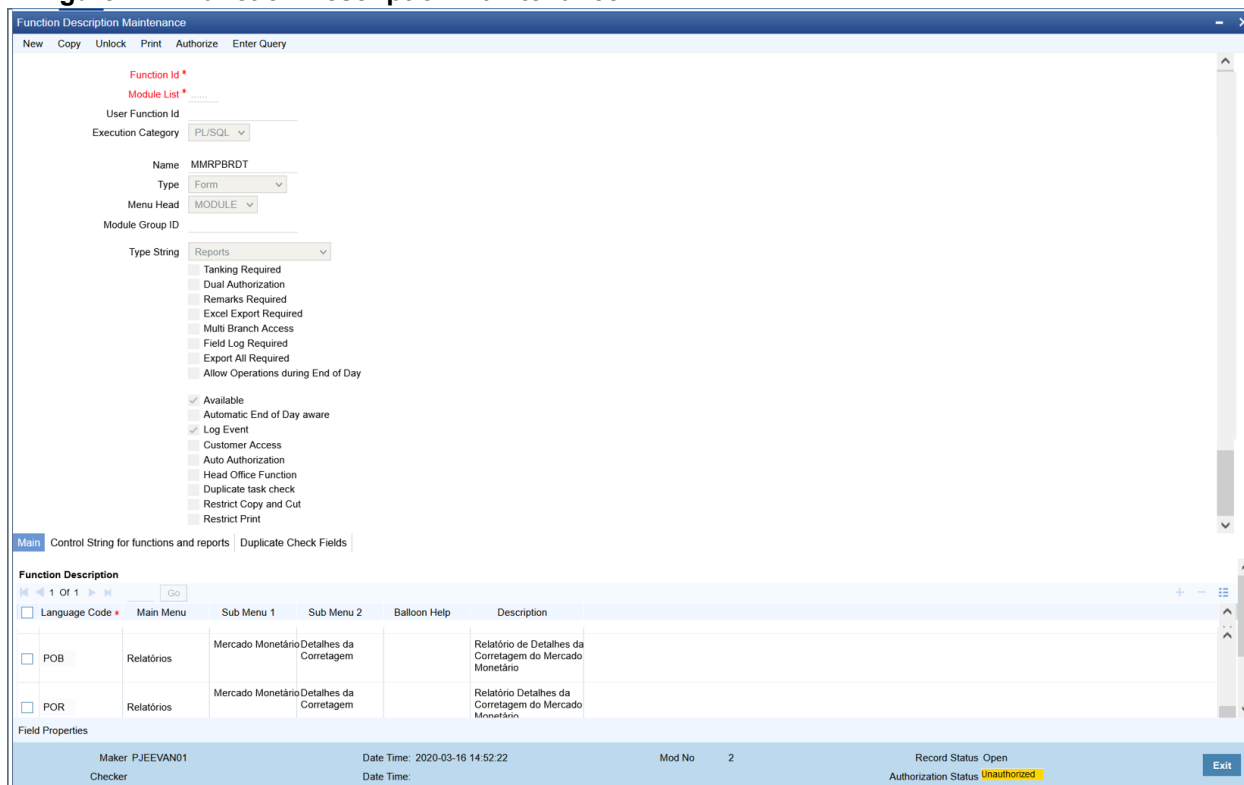
This topic provides the systematic instruction to activate the sample reports through Front End activation using menu.

CONTEXT:

To activate the sample reports using menu in Oracle Banking Treasury Management, perform the following:

1. On the Home page, enter **S MDFNDSC** in the text field, and click the next arrow.
STEP RESULT: The **Function Description Maintenance** screen is displayed

Figure 2.1: Function Description Maintenance



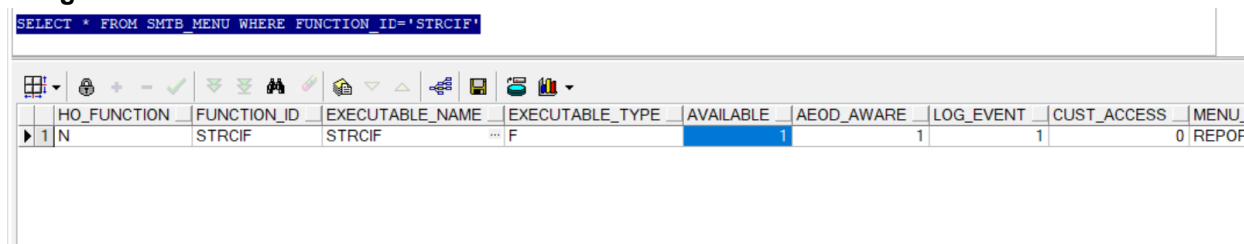
- In the **Function Description Maintenance** screen, ensure that **Available** field is enabled to activate by modifying the record

NOTE: We recommend that you modify and authorize the record.

2.2.1.2 Back End Activation using Menu

Reports can also be activated from back end by updating the static data of SMTB_MENU Available column to '1' for all the reports.

Figure 2.2: Back End Activation



2.2.2 Activation of Report Roles

This topic provides the systematic instructions to activate the report roles.

CONTEXT:

All the report roles end with the word 'REPORTS' which are pre-shipped in 'closed' status. To activate the report roles, perform the following:

1. On the Home page, enter **SMDROLDF** in the text field, and click the next arrow.

STEP RESULT: The **Role Maintenance** screen is displayed

Figure 2.3: Role Maintenance

2. Click the Search icon to search for the report roles in the displayed list of values.

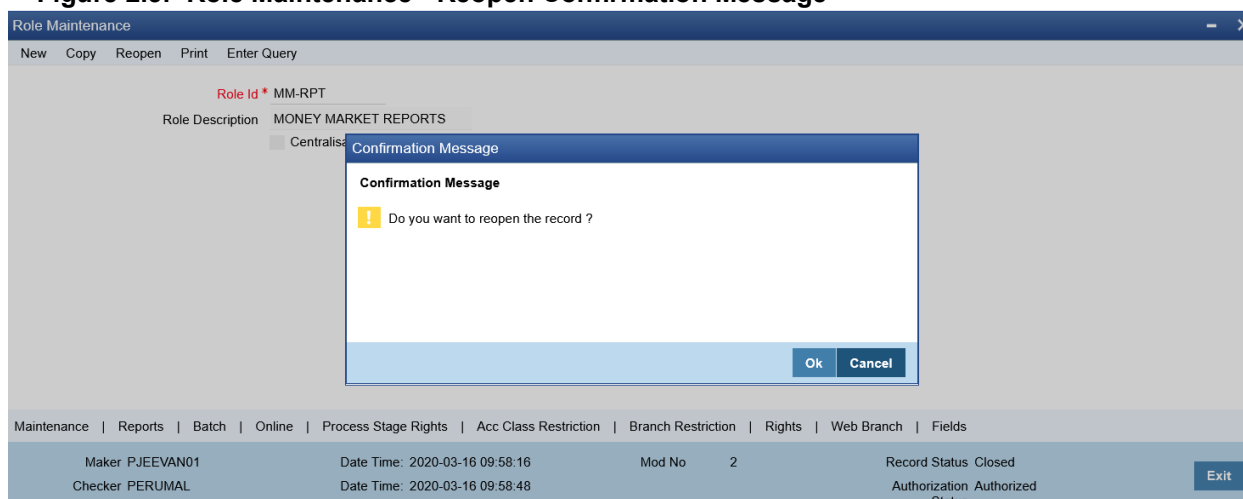
STEP RESULT: The **List of values Role Id** page is displayed.

Figure 2.4: List of Values Role Id

Role Id	Description
412118CHEK	412118CHEK
AC-BATCH	Accounting Batch Operations
AC-REPORTS	Accounting Reports
AC-RPT	Accounting Reports
ADMIN	Admin

3. Initially all the report roles are in 'closed' status, click **Reopen** to reopen the report roles.

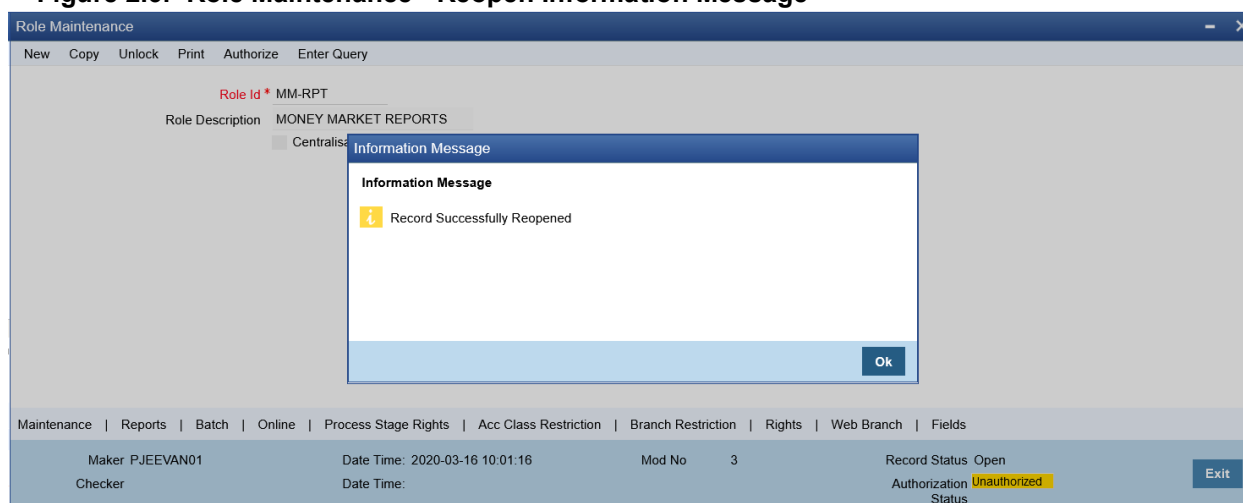
STEP RESULT: The system displays a **confirmation message**.

Figure 2.5: Role Maintenance - Reopen Confirmation Message

4. In the displayed **Confirmation Message** page, click **Ok** to reopen the Record.

NOTE: Click **Cancel** to cancel the record reopening operation.

STEP RESULT: The system displays an **Information Message**.

Figure 2.6: Role Maintenance - Reopen Information Message

5. In the displayed **Information message** page, click **Ok**. The record is reopened successfully.

3. Module-wise Sample Reports

3.1 Introduction

Reports provide details of various events in the life of a specific contract, or across contracts at a particular point of time. For every module in Oracle Banking Treasury Management, you can generate the sample reports. This topic explains the module wise sample reports that you can generate in each module of Oracle Banking Treasury Management.

3.2 Sample Reports in Common Core Module

The below table provides the reports available in Common Core module.

Table 3.1: Common Core Sample Reports

S.No	Function Id	Report Name	Report Details
1.	SMRBASTA	Batch Performance Statistics	Maximum, minimum and average performance record of each batch operation across all the branches in Oracle Banking Treasury Management.
2.	SMRCONTL	Change Control Log	This report provides the change log details.
3	SMREVNLO	Event Log	This report provides the event log details.
4	SMRNWUSR	New User Created	The report provides the new user details.
5	SMRROLPR	Role Profile	This report provides the details of the role profiles.
6	SMRSUMRY	User Role Summary	This report provides the user role summary details.
7	SSRCONTL	User Change Control Log	This report provides the user Change log details.
8	SSRPINST	Security Maintenance Inactive User	This report provides the security maintenance inactive users details.
9	SSRUSLOG	User Log details	This report provides the user log details
10	SSRUSRDS	Disabled Users System Violation Log	This report provides the disabled user's system violation log details.
11	SSRUSSTS	User Status Log	This report provides the user status log details.

3.3 Sample Reports in Foreign Exchange Module

The below table provides the reports available in Foreign Exchange module.

Table 3.2: Foreign Exchange Sample Reports

S.No	Function Id	Report Name	Report Details
1.	CYRFWRAT	Currency Forward Rates Report	This report gives details about forward rates for different currency pairs over a given period.
2.	FXRPCCYA	Foreign Exchange Currency Analysis Report	This report gives the net currency position due to contracts maturing within a specified period.
3	FXRPCCYT	Foreign Exchange Tenor-wise Currency Position Report	This report gives the net currency position due to contracts tenor-wise (spot, one month, two months, etc.)
4	FXRPCPCO	Foreign Exchange counterparty confirmation report - options	This report gives the details of unconfirmed contracts; i.e. the confirmation details are not entered through the Confirmation screen for the contracts.
5	FXRPDLY	Foreign Exchange Daily Activity report - Option	This report gives details of the activities performed on contracts in the FX module during the day. If the report is generated as a part of End of Day process all the activities during the day is reported.
6	FXRPOVD	Foreign Exchange contract Overrides Report	This report gives details of all contracts on which overrides were displayed during contract processing.
7	FXRPBRDT	Foreign Exchange Brokerage Details Report - Options	The processed brokerage details report gives details of brokerage that are processed against the contracts.
8	FXRPEXP	Foreign Exchange Exception Report - Options	Every beginning and End of Day, certain automated processes are performed to liquidate contracts, perform rollovers, etc. If an automated activity was not performed, it is reported in the Exception Report along with the reason for which the activity was not performed.
9	FXRDIRAT	Foreign Exchange discounting Rate Report	This report provides information on the currency used, period code and discount date.
10	FXRNETMA	Foreign Netting Agreement Report	This report provides information on the Netted Foreign Exchange contracts.
11	FXRPBRCO	Foreign Exchange Brokerage Confirmation Journal - Options	This reports provides information on the amount, deal currency and the broker code of contracts.

S.No	Function Id	Report Name	Report Details
12	FXRPCNMD	Foreign Exchange Instruments Falling due for Redemption	This report provides information on maturity date, sold currency, bought currency, sold amount and bought amount of contracts.
13	FXRPPREX	Foreign Exchange Process Exception Report	This Process exception report provides information on process exception.

3.4 Sample Reports in Money Market Module

The below table provides the reports available in Money Market module.

Table 3.3: Money Market Sample Reports

S.No	Function Id	Report Name	Report Details
1.	MMRPBRDT	Money Market Brokerage Details Report	This report provides information such as maturity date, brokerage amount and deal status about money market deals. Set preferences as to the generation of the report using Money Market Brokerage Details Report Options screen.
2.	MMRPBRCF	Money Market Broker Confirmation Pending Report	The Broker confirmation pending report provides details of deals that are pending for broker confirmation.
3	MMRPCPCN	Money Market Counterparty Confirmation Pending Report	The Counterparty confirmation pending report provides details of deals that are pending for counterparty confirmation.
4	MMRPOSCH	Overdue Schedules Report	The Customer-wise Details report provides details of all contracts where the counter-party involved is a specific customer of your bank.
5	MMRPMATR	Maturity Report	This report provides information on Money Market contract details by allowing user to query using fields such as Product type, maturity type, Liquidation mode and value date

3.5 Sample Reports in Derivative Module

The below table provides the reports available in Derivative module.

Table 3.4: Derivative Sample Reports

S.No	Function Id	Report Name	Report Details
1.	DVRPACCR	Interest Accrual Report	This report provides the contract details where interest has been accrued.
2.	DVRPCACT	Back Dated Details Report	The Back Dated Deals report gives details that are inserted into the system with the value date earlier than that of Booking Date
3	DVRPCACT	Contract Activity Report	This report gives details of the activities performed on contracts in the DV module during the day.
4	DVRPCSDT	Customer-Wise Contract Details Report	The Customer-wise Details report provides details of all contracts where the counter-party involved is a specific customer of your bank.
5	DVRPCSSM	Customer Wise Summary Report	The Customer-wise summary report summarizes the details of all contracts where the counter-party involved in the contract is the specified customer. After indicating the name of the customer, the report contains the details of contracts where the specified customer is the counter-party involved.
6	DVRPEXCP	Process Exception Report	This report provides information on exceptions during processing of contracts.
7	DVRPRVAL	Revaluation Log Report	The revaluation log report provides the details of the option contracts that are revalued periodically.
8	DVRPSTLD	Settled Deals Report	The Settled Deals report options screen provides a detailed report on all contracts which were settled as well as on those contracts which were terminated.

3.6 Sample Reports in Options Module

The below table provides the reports available in Options module.

Table 3.5: Options Sample Reports

S.No	Function Id	Report Name	Report Details
1.	OTRPREFIX	Options Rate Fixing Report	The Rate Fixing Report provides the rate fixing details of interest rate options.

S.No	Function Id	Report Name	Report Details
2.	OTRPRVAL	Options Revaluation Report	The Options Revaluation Report provides the details of the option contracts that are revalued periodically.

3.7 Sample Reports in Securities Module

The below table provides the reports available in Securities module.

Table 3.6: Securities Sample Reports

S.No	Function Id	Report Name	Report Details
1.	SERCPDUE	Corporate Action Tracking Coupon EXDATE	The report displays all the corporate action records of the securities for the specified dates.
2.	SERCPFLP	Coupon Flipping	The Coupon Flipping report gives the details of the previous coupon and the next coupon for a particular security.
3	SERACTVT	Security Activities	This report gives details of the activities performed on contracts in the Securities module during the day
4	SERBKDDL	Backdated Deals Report	The Back Dated Deals report gives details that are inserted into the system with the value date earlier than that of Booking Date.
5	SERCUCDL	Confirmed/Unconfirmed Report	This report gives the details of confirmed / unconfirmed contracts.
6	SERMATRP	Securities Maturity Report	This report provides information on Securities contract details by allowing user to query using fields such as Product type, maturity type, Liquidation mode and value date.
7	SEROVDRP	Securities Contracts Overrides Report	This report gives details of all contracts on which overrides were displayed during contract processing.

3.8 Sample Reports in Brokerage Module

The below table provides the reports available in Brokerage module.

Table 3.7: Brokerage Sample Reports

S.No	Function Id	Report Name	Report Details
1.	BRRASSOC	Brokerage Association Report	This report gives details of all associated brokers. It is printed daily as part of the batch process. You can configure this report to display details of brokerage contract.

3.9 Sample Reports in Tax Module

The below table provides the reports available in Tax module.

Table 3.8: Tax Sample Reports

S.No	Function Id	Report Name	Report Details
1.	TARAYABL	Tax Payable Report	The Tax Payable Report gives details of all taxes that are to be paid over a period in time.

3.10 Sample Reports in Islamic Money Market Module

The below table provides the reports available in Money Market module.

Table 3.9: Money Market Sample Reports

S.No	Function Id	Report Name	Report Details
1.	MCRPACCR	Accrual Control Report	This report provides a summary of the accrual control as of a selected accrual processing date.
2.	MCRPBRCF	Broker Confirmation Pending Report	The Broker confirmation pending report provides details of deals that are pending for broker confirmation.
3	MCRPBRDT	Islamic Money Market Brokerage Details Report	This report provides the brokerage details.
4	MCRPCALC	Islamic Money Market Profit Calculation Report	This report provides the profit details for one or more contracts for a selected date range
5	MCRPCPCN	Islamic Money Market Counterparty Confirmation Pending Journal report	This report provides details on confirmation pending journals.
6	MCRPEVNT	Contract Event Details Report	This report provides the event details contracts associated with a specific product or all products.
7	MCRPFRWD	Islamic Money Market Forward Contracts Report	This report provides the details of Islamic money market forward contracts.

S.No	Function Id	Report Name	Report Details
8	MCRPFWCH	Islamic Money Market Forward Changes Report	This re.port provides the details of Islamic money market forward changes.
9	MCRPMATR	Maturity Report	This report provides the maturity details of Islamic money market contracts.
10	MCRPOSCH	Overdue Schedule Report	This report provides the schedule overdue details of Islamic money market contracts.
11	MCRPRETR	Contract Retrieval Report	This report provides the retrieval details of Islamic money market contracts.
12	MCRPREVN	Rate Revision Report	This report provides the retrieval details of Islamic money market contracts.

3.11 Sample Reports in Islamic Derivative Module

The below table provides the reports available in Derivative module.

Table 3.10: Derivative Sample Reports

S.No	Function Id	Report Name	Report Details
1.	IDRPACCR	Profit Accrual Report	This report provides the contract details where profit has been accrued.
2.	IDRPBKDT	Back Dated Details Report	The Back Dated Deals report gives details that are inserted into the system with the value date earlier than that of Booking Date
3	IDRPCACT	Contract Activity Report	This report gives details of the activities performed on contracts in the Islamic Derivatives module during the day.
4	IDRPCSDT	Customer-Wise Details	This Customer-wise Details report provides details of all contracts where the counter-party involved is a specific customer of your bank.
5	IDRPCSSM	Customer Wise Summary Report	The Customer-wise summary report summarizes the details of all contracts where the counter-party involved in the contract is the specified customer. After indicating the name of the customer, the report contains the details of contracts where the specified customer is the counter-party involved.
6	IDRPEXCP	Process Exception Report	This report provides information on exceptions during processing of contracts.

S.No	Function Id	Report Name	Report Details
7	IDRPRVAL	Revaluation Log Report	The revaluation log report provides the details of the option contracts that are revalued periodically.
8	IDRPSTLD	Settled Deals Report	The Settled Deals report options screen provides a detailed report on all contracts which were settled as well as on those contracts which were terminated.

4. Function ID - Glossary

S MDFNDSC

Function Description Maintenance, [Front End Activation using Menu](#) (p. 3)

SMDROLDF

Role Maintenance, [Activation of Report Roles](#) (p. 5)