

Reports User Guide

Oracle Banking Corporate Lending
Release 14.6.1.0.0

Part Number F69999-01

August 2022

Reports User Guide
August 2022
Oracle Financial Services Software Limited

Oracle Park

Off Western Express Highway
Goregaon (East)
Mumbai, Maharashtra 400 063
India

Worldwide Inquiries:

Phone: +91 22 6718 3000

Fax: +91 22 6718 3001

www.oracle.com/financialservices/

Copyright © 2007, 2022, Oracle and/or its affiliates. All rights reserved.

Oracle and Java are registered trademarks of Oracle and/or its affiliates. Other names may be trademarks of their respective owners.

U.S. GOVERNMENT END USERS: Oracle programs, including any operating system, integrated software, any programs installed on the hardware, and/or documentation, delivered to U.S. Government end users are "commercial computer software" pursuant to the applicable Federal Acquisition Regulation and agency-specific supplemental regulations. As such, use, duplication, disclosure, modification, and adaptation of the programs, including any operating system, integrated software, any programs installed on the hardware, and/or documentation, shall be subject to license terms and license restrictions applicable to the programs. No other rights are granted to the U.S. Government.

This software or hardware is developed for general use in a variety of information management applications. It is not developed or intended for use in any inherently dangerous applications, including applications that may create a risk of personal injury. If you use this software or hardware in dangerous applications, then you shall be responsible to take all appropriate failsafe, backup, redundancy, and other measures to ensure its safe use. Oracle Corporation and its affiliates disclaim any liability for any damages caused by use of this software or hardware in dangerous applications.

This software and related documentation are provided under a license agreement containing restrictions on use and disclosure and are protected by intellectual property laws. Except as expressly permitted in your license agreement or allowed by law, you may not use, copy, reproduce, translate, broadcast, modify, license, transmit, distribute, exhibit, perform, publish or display any part, in any form, or by any means. Reverse engineering, disassembly, or decompilation of this software, unless required by law for interoperability, is prohibited.

The information contained herein is subject to change without notice and is not warranted to be error-free. If you find any errors, please report them to us in writing.

This software or hardware and documentation may provide access to or information on content, products and services from third parties. Oracle Corporation and its affiliates are not responsible for and expressly disclaim all warranties of any kind with respect to third-party content, products, and services. Oracle Corporation and its affiliates will not be responsible for any loss, costs, or damages incurred due to your access to or use of third-party content, products, or services.

Contents

1.	About this Manual	1-1
1.1	Introduction.....	1-1
1.2	Audience.....	1-1
1.3	Organization	1-1
1.4	Documentation Accessibility	1-1
1.5	Related Documents	1-1
1.6	Glossary of Icons.....	1-2
2.	Activation of Reports	2-1
2.1	Introduction.....	2-1
2.2	Activation of Reports	2-1
	2.2.1 Activation of Menu	2-1
	2.2.2 Activation of Report Roles	2-2
3.	Module-wise Reports	3-1
3.1	Reports of Oracle Lending Module.....	3-1
3.2	Reports of Loan Syndication Module.....	3-3
4.	Function ID Glossary	4-1

1. About this Manual

1.1 Introduction

This manual is designed to help you quickly get acquainted with the activation of reports, and module-wise reports available in Oracle Banking Corporate Lending.

1.2 Audience

This manual is intended for the following User/User Roles:

Role	Function
Back office clerk	Input functions for contracts.
Back office managers/officers	Authorization functions.
Product Managers	Product definition and authorization.
End of day operators	Processing during end of day/ beginning of day.
Financial Controller/Product Managers	Generation of reports.

1.3 Organization

This manual is organized as follows:

Chapter	Description
Chapter 1	<i>About this Manual</i> - This chapter gives information on the intended audience. It also lists the various chapters covered in this User Manual.
Chapter 2	Activation of Reports - Explains the reports activation procedure in detail.
Chapter 3	Module-wise Reports - Explains the reports of each module available in Oracle Banking Corporate Lending.
Chapter 4	<i>Function ID Glossary</i> has alphabetical listing of Function/Screen IDs used in the module with page references for quick navigation.

1.4 Documentation Accessibility





For information about Oracle's commitment to accessibility, visit the Oracle Accessibility Program website at <http://www.oracle.com/pls/topic/lookup?ctx=acc&id=docacc>.

1.5 Related Documents

- Loan Syndication
- Bilateral Loans

1.6 Glossary of Icons

This User Manual may refer to all or some of the following icons.

Icons	Function
	Exit
	Add row
	Delete row
	Option List

2. Activation of Reports

2.1 Introduction

A set of reports are pre-shipped for all the modules in Oracle Banking Corporate Lending. This topic provides information on how to activate the reports.

2.2 Activation of Reports

This section contains the following topics.

- [Section 2.2.1, "Activation of Menu"](#)
- [Section 2.2.2, "Activation of Report Roles"](#)

2.2.1 Activation of Menu

You can activate the reports using menu in two ways:

- [Section 2.2.1.1, "Front End Activation using Menu"](#)
- [Section 2.2.1.2, "Back End Activation using Menu"](#)

2.2.1.1 Front End Activation using Menu

You can invoke the 'Function Description Maintenance' screen by typing 'SMDFNDSC' in the field at the top right corner of the Application tool bar and clicking on the adjoining arrow button. In the 'Function Description Maintenance' screen, ensure that 'Available' field is enabled to activate by modifying the record. Ensure to modify and authorize the record.

Function Description Maintenance

New Copy Unlock Print Enter Query

Allow Operations during End of Day

☒ Available

☒ Automatic End of Day aware

☒ Log Event

☐ Customer Access

☒ Auto Authorization

☐ Head Office Function

☐ Duplicate task check

☐ Restrict Copy and Cut

☐ Restrict Print

Main Control String for functions and reports Duplicate Check Fields

Function Description

1 Of 1

Go

Language Code	Main Menu	Sub Menu 1	Sub Menu 2	Balloon Help	Description
<input checked="" type="checkbox"/> ARB	التقارير	العلاء	تفاصيل العميل	Static Maintenanc	تقرير تفاصيل العميل

Field Properties

2.2.1.2 Back End Activation using Menu

Reports can also be activated from back end by updating the static data of SMTB_MENU Available column to '1' for all the reports.

SELECT * FROM SMTB_MENU WHERE FUNCTION_ID='STRCIF'									
	HO_FUNCTION	FUNCTION_ID	EXECUTABLE_NAME	EXECUTABLE_TYPE	AVAILABLE	AEOD_AWARE	LOG_EVENT	CUST_ACCESS	MENU
1	N	STRCIF	STRCIF	F	1	1	1	0	REPOF

2.2.2 Activation of Report Roles

All the report roles end with the word 'REPORTS'. These reports are pre-shipped in 'closed' status. To activate the report roles, you can invoke the 'Role Maintenance' screen by typing 'SMDROLDF' in the field at the top right corner of the Application tool bar and clicking on the adjoining arrow button. You can search for report roles in 'Role Id' LOV.

Role Maintenance

New

Enter Query

Role Id *

Role Description

Centralisation Role

Maintenance | Reports | Batch | Online | Process Stage Rights | Acc Class Restriction | Branch Restriction | Rights | Web Branch | Fields

Maker

Date Time:

Mod No

Record Status

Checker

Date Time:

Authorization Status

Exit

Role Maintenance

List of Values Role Id

Case Sensitive

Role Id %REPORTS Description %

Fetch

Search Results

First Previous 1 Of 1 Next Last Go

Role Id	Description
AC-REPORTS	Accounting Reports
ALLROLESREPORTS	All Roles for Reports
CD-REPORTS	Corporate Deposit Reports
FX-REPORTS	Foreign Exchange Reports
ITD-REPORTS	ITD Reports
MC-REPORTS	Islamic Money Market Reports
TD-REPORTS	TD Reports

Ok

Checker Date Time: Authorization Status

Initially all the report roles are in closed status, you can reopen the report roles by clicking 'Reopen'.

Role Maintenance

New Copy Reopen Print Enter Query

Role Id * ITD-REPORTS

Role Description ITD Reports

☒ Centralisation Role

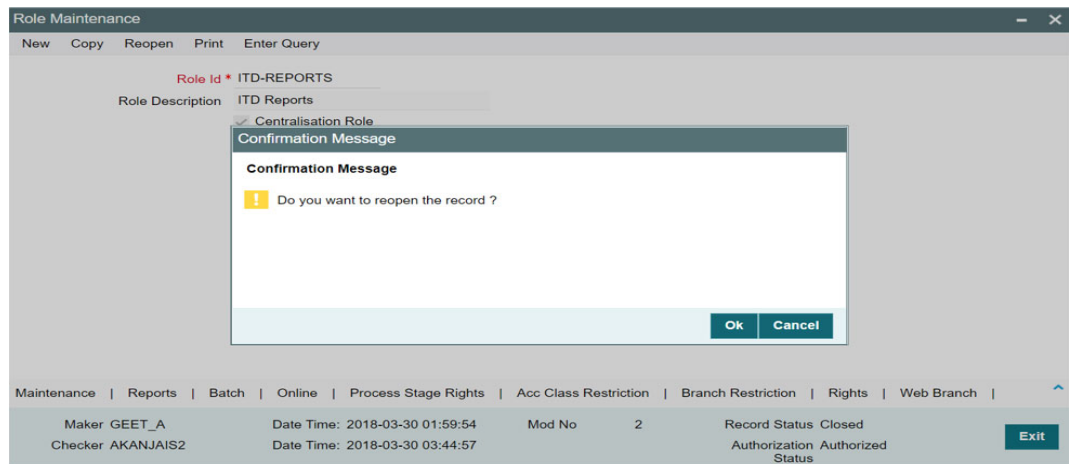
Maintenance | Reports | Batch | Online | Process Stage Rights | Acc Class Restriction | Branch Restriction | Rights | Web Branch |

Maker GEET_A Date Time: 2018-03-30 01:59:54 Mod No 2 Record Status Closed

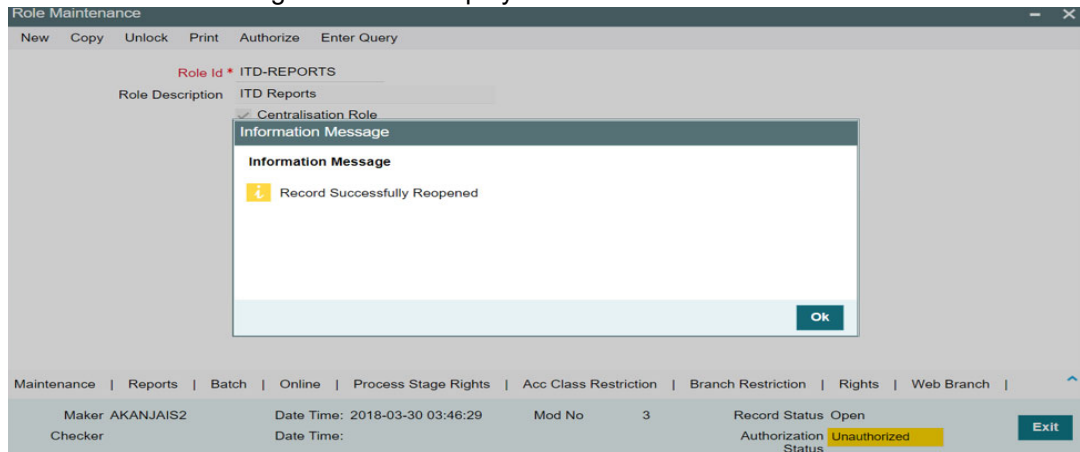
Checker AKANJAIS2 Date Time: 2018-03-30 03:44:57 Authorization Authorized Status

Exit

A confirmation message window is displayed. Click the 'Ok' button.



The Information Message window is displayed.



Click the 'Ok' button. Now the report roles are in opened status.

3. Module-wise Reports

For every module in Oracle Banking Corporate Lending, you can generate the reports. This topic explains the module wise reports that you can generate in each module of Oracle Banking Corporate Lending.

This section contains the following topics:

- [Section 3.1, "Reports of Oracle Lending Module"](#)
- [Section 3.2, "Reports of Loan Syndication Module"](#)

3.1 Reports of Oracle Lending Module

The below table provides the list of reports available in OL module.

Serial Number	Function ID	Report Name	Report Details
1	OLRENQRY	Interest Projection Report	This report gives Interest details report fired at a borrower level which includes all accounts underneath based on the input provided for the required fields.
2	OLRFRPMX	OL Productivity Matrix Report	This report gives OL Productivity Matrix report of the loan contract based on branch code user id and date range inputs provided.
3	OLRPACCR	Accrual Control List Report	This report gives Information about interest accrual for a particular loan based on Accrual Processing Date input provided for the required fields.
4	OLRPACPN	Accrual Report - OL PNL Washable Entries	This report gives Accrual Report - OL PNL Washable Entries of the loan contract based on the input provided for the required fields.
5	OLRPAMSC	Amortisation Report	This report gives details of contract level amortization report based on product and contract ref no inputs provided for the required fields.
6	OLRPCALC	Interest Calculation Analysis'	This report gives Interest calculation Analysis report of the loan contract based on date range and contract ref no inputs provided for the required fields.

7	OLRPEVNT	Event Report	This report gives detailed list of events for a selected product / Contract combination based on date range and product code inputs provided for the required fields.
8	OLRPFRWD	Loans and Commitments Forward Contract Report	This report gives loan and commitments forward loan contract details based on the input provided for the required fields.
9	OLRPFWCH	Loans and Commitments Forward Change	This report gives detailed list of commitment and loan contracts denominated in Euro currency where initiation date is in the future based on date range and product type inputs provided for the required fields
10	OLRPLICU	Loans and Commitments Linked Contracts Utilization'	This report gives detailed list of linked commitment and loan contracts based on product code and linkage type inputs provided for the required fields.
11	OLRPMATR	Maturity Report	This report gives the report generation based on certain parameters based on some inputs like product type, product code, maturity type, contract currency provided for the required fields.
12	OLRPMOAC	Accrual Report	This report gives contract level accrual report based on accrual reference no input provided for the required fields.
13	OLRPOSCH	Overdue Schedule	This report gives contract level overdue schedule report based on provided inputs details like product code, product type, customer.
14	OLRPRETR	Contract Retrieval	This report gives contract level detailed report based on provided inputs details like product type, product code, maturity type, contract currency inputs.
15	OLRPREVN	Rate Revision Report	This report gives details of contract level rate revision report based on inputs like product type, product code, maturity type, contract currency.
16	OLRPSTAT	Adverse Status Report	This report gives contract level adverse status report based on provided inputs details like product code, product type, customer.

17	OLRNAMRT	OL Amalgamation Report	This report gives OL Amalgamation details of the loan contract based on provided inputs Branch code, counter party value & maturity date
----	----------	------------------------	--

3.2 Reports of Loan Syndication Module

The below table provides the list of reports available in Loan Syndication module.

Serial Number	Function ID	Report Name	Report Details
1	LBRINITD	Disbursement Report	This report gives details of amount disbursed as of a particular date or date range based on Branch, Date of disbursement(Range) and Counterparty inputs provided.
2	LBRINIDL	Deal Level Report	This report gives details of a drawdown deals at a counterparty level based on Branch and counterparty inputs provided.
3	LBRINISP	Scheduled Payments Report	This report gives drawdown Details of installments scheduled for a particular date or date range based on Branch, Counterparty, Repayment date (Range) on the inputs provided for the required fields.
4	LBRINICO	Contracts Overdue Report	This report gives drawdown details of contracts overdue for a particular date or date range based on Branch, Counterparty, Repayment date (Range) inputs provided for the required fields.
5	LBRINICM	Contracts Maturity Report	This report gives drawdown details of contracts maturing for a particular date or date range based on Branch, Counterparty, Repayment date (Range) inputs provided for the required fields.
6	LBRINITF	Tranche-Drawdown Fees Report	This report gives details of fees due from the counterparty at a tranche and drawdown level for a particular date or date range based on Branch, Counterparty, Tranche/Drawdown, Repayment date (Range) inputs provided for the required fields
7	LBRINICA	Interest Details Report	This report gives drawdown Interest details based Branch, Counterparty inputs provided for the required fields

8	LBRINIRR	Rate revision report	This report gives drawdown details of Contract level rate revision report based Branch, Counterparty inputs provided for the required fields.
---	----------	----------------------	---

4. Function ID Glossary

S

S MDFNDSC2-1

S MDROLDF 2-2