

Messaging System User Guide

Oracle Banking Trade Finance

Release 14.6.2.0.0

Part No. F74099-01

November 2022

Messaging System User Guide
Oracle Financial Services Software Limited
Oracle Park

Off Western Express Highway
Goregaon (East)
Mumbai, Maharashtra 400 063
India

Worldwide Inquiries:

Phone: +91 22 6718 3000

Fax: +91 22 6718 3001

<https://www.oracle.com/industries/financial-services/index.html>

Copyright © 2007, 2022, Oracle and/or its affiliates. All rights reserved.

Oracle and Java are registered trademarks of Oracle and/or its affiliates. Other names may be trademarks of their respective owners.

U.S. GOVERNMENT END USERS: Oracle programs, including any operating system, integrated software, any programs installed on the hardware, and/or documentation, delivered to U.S. Government end users are “commercial computer software” pursuant to the applicable Federal Acquisition Regulation and agency-specific supplemental regulations. As such, use, duplication, disclosure, modification, and adaptation of the programs, including any operating system, integrated software, any programs installed on the hardware, and/or documentation, shall be subject to license terms and license restrictions applicable to the programs. No other rights are granted to the U.S. Government.

This software or hardware is developed for general use in a variety of information management applications. It is not developed or intended for use in any inherently dangerous applications, including applications that may create a risk of personal injury. If you use this software or hardware in dangerous applications, then you shall be responsible to take all appropriate failsafe, backup, redundancy, and other measures to ensure its safe use. Oracle Corporation and its affiliates disclaim any liability for any damages caused by use of this software or hardware in dangerous applications.

This software and related documentation are provided under a license agreement containing restrictions on use and disclosure and are protected by intellectual property laws. Except as expressly permitted in your license agreement or allowed by law, you may not use, copy, reproduce, translate, broadcast, modify, license, transmit, distribute, exhibit, perform, publish or display any part, in any form, or by any means. Reverse engineering, disassembly, or decompilation of this software, unless required by law for interoperability, is prohibited.

The information contained herein is subject to change without notice and is not warranted to be error-free. If you find any errors, please report them to us in writing.

This software or hardware and documentation may provide access to or information on content, products and services from third parties. Oracle Corporation and its affiliates are not responsible for and expressly disclaim all warranties of any kind with respect to third-party content, products, and services. Oracle Corporation and its affiliates will not be responsible for any loss, costs, or damages incurred due to your access to or use of third-party content, products, or services.

Contents

| | |
|---|------------|
| 1. Preface | 1-1 |
| 1.1 Introduction..... | 1-1 |
| 1.2 Audience..... | 1-1 |
| 1.3 Documentation Accessibility..... | 1-1 |
| 1.4 Organization | 1-1 |
| 1.5 Glossary of Icons..... | 1-2 |
| 1.6 Related Documents | 1-3 |
| 2. Messaging System - An Overview | 2-1 |
| 2.1 Introduction..... | 2-1 |
| 2.2 Features Provided for Processing Outgoing Messages | 2-1 |
| 2.3 Features Provided for Processing of Incoming Messages | 2-2 |
| 2.4 Archival and Retrieval of Information | 2-2 |
| 2.5 Set- up Messaging Preferences | 2-2 |
| 2.6 Message Notification Process | 2-2 |
| 2.6.1 Messaging Process..... | 2-3 |
| 2.6.2 Outgoing EMS Process..... | 2-3 |
| 2.6.3 Incoming EMS Process..... | 2-5 |
| 3. Maintaining Messaging Branch Preferences | 3-1 |
| 3.1 Messaging Branch Parameters Maintenance..... | 3-1 |
| 3.1.1 Invoking Messaging Branch Parameters Maintenance screen | 3-1 |
| 3.2 Message Type Maintenance | 3-5 |
| 3.2.1 Maintaining Message Types | 3-5 |
| 3.3 Swift Tag Maintenance | 3-7 |
| 3.3.1 Querying for SWIFT Message Tag Description | 3-7 |
| 3.4 Message Preview | 3-8 |
| 3.4.1 Viewing SWIFT Message Tags..... | 3-8 |
| 3.4.2 Print Button | 3-9 |
| 3.4.3 Maintaining Message Type for Account Opening | 3-9 |
| 3.5 PDE Validations on SWIFT Messages | 3-10 |
| 3.5.1 Processing PDE Messages..... | 3-10 |
| 3.6 Lead Bank Maintenance..... | 3-11 |
| 3.6.1 Maintaining Lead Bank Details..... | 3-11 |
| 3.7 STP Preferences Maintenance..... | 3-12 |
| 3.7.1 Maintaining STP Preferences | 3-12 |
| 4. Maintaining Additional Details | 4-1 |
| 4.1 Maintaining SWIFT Characters | 4-1 |
| 4.2 Maintaining Hold Release Screen | 4-2 |
| 4.3 Mapping Products..... | 4-3 |
| 4.4 STP Rule Maintenance..... | 4-4 |
| 4.4.1 Maintaining STP Rule | 4-4 |
| 4.4.2 Error Button..... | 4-5 |
| 4.4.3 Show Rule Button | 4-6 |
| 4.4.4 Fields Button | 4-6 |
| 5. Maintaining Addresses for Customer | 5-1 |
| 5.1 Customer Address..... | 5-1 |

| | | |
|------------|---|-------------|
| 5.1.1 | <i>Maintaining Address at Customer (CIF) Level</i> | 5-1 |
| 5.1.2 | <i>Change Log Button</i> | 5-6 |
| 5.1.3 | <i>Viewing Customer Address</i> | 5-6 |
| 6. | Maintaining Advice Formats | 6-1 |
| 6.1 | Advice Format Maintenance | 6-1 |
| 6.1.1 | <i>Maintaining Advice Format Details</i> | 6-1 |
| 6.2 | Automatic Printing of Advices Generated during EOD Processing | 6-5 |
| 6.2.1 | <i>Starting the Background Process</i> | 6-5 |
| 6.2.2 | <i>Printing of Advices</i> | 6-6 |
| 7. | Processing Outgoing Messages | 7-1 |
| 7.1 | Outgoing Messages Browser Summary | 7-2 |
| 7.1.1 | <i>Generating Messages from Outgoing Browser</i> | 7-2 |
| 7.1.2 | <i>Performing Operations on an Outgoing Message</i> | 7-5 |
| 8. | Retrieving an Archived Message | 8-1 |
| 8.1 | Message History Retrieval Summary Screen | 8-1 |
| 8.1.1 | <i>Invoking Message History Retrieval Summary Screen</i> | 8-1 |
| 8.1.2 | <i>View Message Button</i> | 8-2 |
| 9. | Processing Incoming Messages | 9-1 |
| 9.1 | Incoming Messages | 9-1 |
| 9.1.1 | <i>Background Processing of Incoming Messages</i> | 9-1 |
| 9.1.2 | <i>Manual Processing of Incoming Messages</i> | 9-1 |
| 9.1.3 | <i>Invoking Incoming Message Browser Screen</i> | 9-2 |
| 9.1.4 | <i>Linking Guarantee Issuance Contract to an Incoming Message</i> | 9-5 |
| 9.1.5 | <i>Operations that you can perform on an Incoming Message</i> | 9-6 |
| 9.1.6 | <i>Viewing Details of Incoming Message</i> | 9-9 |
| 9.1.7 | <i>Editing Incoming Message</i> | 9-10 |
| 10. | Defining Free Format Messages | 10-1 |
| 10.1 | Free Format Message Maintenance | 10-1 |
| 10.1.1 | <i>Invoking Free Format Message Maintenance Screen</i> | 10-1 |
| 10.1.2 | <i>Message Tab</i> | 10-3 |
| 10.1.3 | <i>SWIFT Message Details Tab</i> | 10-4 |
| 10.1.4 | <i>Free Format Text Tab</i> | 10-4 |
| 10.1.5 | <i>Saving the Record</i> | 10-5 |
| 10.2 | Common Group Message Maintenance | 10-5 |
| 10.2.1 | <i>Maintaining Common Group Messages</i> | 10-6 |
| 10.2.2 | <i>Saving the Record</i> | 10-8 |
| 10.3 | FFT Template Maintenance | 10-8 |
| 10.3.1 | <i>Maintaining SWIFT FFT Template</i> | 10-8 |
| 11. | Making Query | 11-1 |
| 11.1 | Advanced Search | 11-1 |
| 11.1.1 | <i>Invoking Advanced Search Screen</i> | 11-2 |
| 11.1.2 | <i>Making Query based on more than one criterion</i> | 11-2 |
| 11.1.3 | <i>Selecting Same Criterion to Apply One or More Conditions</i> | 11-3 |
| 11.1.4 | <i>Ordering Details of Query</i> | 11-4 |
| 11.1.5 | <i>Using Wildcards to make Query</i> | 11-5 |
| 12. | Processing SWIFT Messages | 12-1 |
| 12.1 | Collections and Cash Letters | 12-1 |
| 12.1.1 | <i>MT 400 Advice of Payment</i> | 12-2 |
| 12.1.2 | <i>MT 410 Acknowledgement</i> | 12-3 |
| 12.1.3 | <i>MT 412 Advice of Acceptance</i> | 12-3 |
| 12.1.4 | <i>MT 416 Advice of Non-Payment/Non-Acceptance</i> | 12-4 |
| 12.1.5 | <i>MT 420 Tracer</i> | 12-5 |
| 12.1.6 | <i>MT 422 Advice of Fate and Request for Instructions</i> | 12-6 |

| | | |
|---------|---|--------|
| 12.1.7 | MT 430 Amendment of Instructions | 12-6 |
| 12.2 | Securities Markets | 12-7 |
| 12.2.1 | MT 517 Trade Confirmation Affirmation | 12-7 |
| 12.2.2 | MT 518 Market-Side Securities Trade Confirmation | 12-8 |
| 12.2.3 | MT 540 Receive Free..... | 12-14 |
| 12.2.4 | MT 541 Receive Against Payment | 12-17 |
| 12.2.5 | MT 542 Deliver Free | 12-20 |
| 12.2.6 | MT 543 Deliver Against Payment..... | 12-24 |
| 12.2.7 | MT 592 Request for Cancellation..... | 12-27 |
| 12.2.8 | MT 598 Proprietary Message..... | 12-27 |
| 12.3 | Documentary Credits | 12-28 |
| 12.3.1 | MT 700 Issue of a Documentary Credit | 12-29 |
| 12.3.2 | MT 701 Issue of a Documentary Credit | 12-32 |
| 12.3.3 | MT 705 Pre-Advice of a Documentary Credit | 12-33 |
| 12.3.4 | MT 707 Amendment to a Documentary Credit..... | 12-34 |
| 12.3.5 | MT 708 Amendment to a Documentary Credit..... | 12-36 |
| 12.3.6 | MT 710 Advice of a Third Bank's or a Non-Bank's Documentary Credit..... | 12-37 |
| 12.3.7 | MT 711 Advice of a Third Bank's or a Non-Bank's Documentary Credit | 12-39 |
| 12.3.8 | MT 720 Transfer of a Documentary Credit..... | 12-40 |
| 12.3.9 | MT 721 Transfer of a Documentary Credit..... | 12-42 |
| 12.3.10 | MT 730 Acknowledgement..... | 12-43 |
| 12.3.11 | MT 732 Advice of Discharge..... | 12-44 |
| 12.3.12 | MT 734 Advice of Refusal..... | 12-44 |
| 12.3.13 | MT 740 Authorization to Reimburse..... | 12-45 |
| 12.3.14 | MT 742 Reimbursement Claim | 12-46 |
| 12.3.15 | MT 744 Notice of Non-Conforming Reimbursement Claim..... | 12-47 |
| 12.3.16 | MT 747 Amendment to an Authorization to Reimburse | 12-48 |
| 12.3.17 | MT 750 Advice of Discrepancy | 12-49 |
| 12.3.18 | MT 752 Authorization to Pay, Accept or Negotiate | 12-50 |
| 12.3.19 | MT 754 Advice of Payment/Acceptance/Negotiation..... | 12-51 |
| 12.3.20 | MT 756 Advice of Reimbursement or Payment | 12-52 |
| 12.3.21 | Additional Extension Messages - (MT701 / MT711 / MT721)..... | 12-53 |
| 12.3.22 | STP Processing of additional Extension Messages - (MT701, MT711, MT721). | 12-53 |
| 12.3.23 | MT (770/700/701) Application for Issuance of Documentary Credit – C2B | 12-53 |
| 12.3.24 | MT (771/700/701) Notification of Issuance of Documentary Credit – B2C | 12-60 |
| 12.3.25 | MT (774/700/701) Advice of Documentary Credit – B2C..... | 12-63 |
| 12.3.26 | MT (780/710/711) Advice of Third Bank Documentary Credit – B2C | 12-66 |
| 12.3.27 | MT (772/707/708) Request for amendment of Documentary Credit - C2B..... | 12-73 |
| 12.3.28 | MT (773/707/708) Notification of amendment of Documentary Credit - B2C..... | 12-83 |
| 12.3.29 | MT (776/707/708) Advice of Amendment of Documentary Credit - B2C | 12-86 |
| 12.3.30 | MT (735) Advice of Acceptance/Refusal of Amendment – C2B | 12-90 |
| 12.3.31 | MT (736) Notification of Acceptance/Refusal of Amendment – B2C | 12-92 |
| 12.3.32 | MT 722 Request for Transfer of Export LC – C2B..... | 12-94 |
| 12.3.33 | MT (723/720/721) Notification of Transfer of Export LC – B2C | 12-97 |
| 12.3.34 | MT (782/720/721) Advice of Transfer of Documentary Credit – B2C | 12-100 |
| 12.3.35 | MT (738) - Response to Advice of Discrepant Presentation | 12-103 |
| 12.3.36 | MT (749) - LC Discrepancy Response..... | 12-105 |
| 12.3.37 | MT (748/750) - Advice of Discrepancy..... | 12-108 |
| 12.3.38 | MT (733/734) Notification of Advice of Refusal..... | 12-113 |
| 12.3.39 | MT (731/732) - Notification of Advice of Discharge..... | 12-117 |
| 12.3.40 | MT 753 - Notification of Advice of Payment/Acceptance/Negotiation..... | 12-121 |
| 12.3.41 | MT798(755) - Notification of Advice of Reimbursement or Payment..... | 12-124 |
| 12.3.42 | MT 737 - Response to Documentary Credit Presentation | 12-127 |
| 12.3.43 | MT 757 - Settlement of Import Documentary Credit | 12-130 |
| 12.3.44 | MT 758 - Settlement of Export Documentary Credit..... | 12-134 |
| 12.3.45 | MT 759 - Ancillary Trade Structured Message..... | 12-138 |
| 12.3.46 | STP of MT759..... | 12-138 |
| 12.3.47 | MT 751 - Notification of Authorisation to Pay, Accept or Negotiate | 12-138 |

| | | |
|------------|--|-------------|
| 12.3.48 | <i>MT 798 for Free Format Message - Bank-to-Corporate - 789</i> | 12-141 |
| 12.3.49 | <i>Special Payment Conditions for Receiving Bank - 49H and 49N</i> | 12-143 |
| 12.4 | Guarantees and Standby Letter of Credit | 12-143 |
| 12.4.1 | <i>SWIFT 2018 Changes</i> | 12-143 |
| 12.4.2 | <i>SWIFT 2020 Changes</i> | 12-187 |
| 12.5 | Common Group Messages | 12-200 |
| 12.5.1 | <i>MTn92 Request for Cancellation</i> | 12-200 |
| 12.5.2 | <i>MTn96 Answers</i> | 12-201 |
| 12.5.3 | <i>MTn98 Proprietary Message</i> | 12-201 |
| 13. | Other Message Maintenance | 13-1 |
| 13.1 | Introduction | 13-1 |
| 13.2 | Maintaining Message Media Formats | 13-1 |
| 14. | Function ID Glossary | 15-1 |

1. Preface

1.1 Introduction

This manual is designed to help acquaint you with the Common Core - Electronic Messaging Service module of Oracle Banking Trade Finance.

The module supports various types of media. Besides standard media modes like Mail, Telex and SWIFT you can also use other media types supported by the Media Control System (MCS) installed at the node at which the database of your branch is installed. Oracle Banking Trade Finance gives native support for media like Mail, Telex, and SWIFT using EMS as the MCS.

This user manual is a supplement to the Common Core - Electronic Messaging Service user manual and contains only specific functionalities and information related to Oracle FCUBS Messaging. Hence, this document should be read in conjunction with the Common Core - Electronic Messaging Service User Manual from the perspective of completeness in flow and understanding.

In addition to this User Manual, you can find answers to specific features and procedures, in the Online Help. It can be invoked by choosing Help Contents from the Help Menu of the software. You can further obtain information about to a particular field by placing the cursor on the relevant field and striking the <F1> key on the keyboard.

1.2 Audience

This manual is intended for the following User/User Roles:

| Role | Function |
|---------------------------------------|---|
| Back office data entry clerk | Input functions for contracts |
| Back office managers/officers | Authorization functions |
| Product Managers | Product definition and authorization |
| End of Day operators | Processing during End of Day/Beginning of Day |
| Financial Controller/Product Managers | Generation of reports |

1.3 Documentation Accessibility

For information about Oracle's commitment to accessibility, visit the Oracle Accessibility Program website at <http://www.oracle.com/pls/topic/lookup?ctx=acc&id=docacc>.

1.4 Organization





This manual is organized into the following chapters:

| Chapter | Description |
|-----------|--|
| Chapter 1 | <i>About this Manual</i> gives information on the intended audience. It also lists the various chapters covered in this User Manual. |

| | |
|-------------------|--|
| Chapter 2 | <i>Messaging System - An Overview</i> is a snapshot of the features that the module provides. |
| Chapter 3 | <i>Maintaining Messaging Branch Preferences</i> specifies the messaging branch preferences. |
| Chapter 4 | <i>Maintaining Media Types</i> discusses the procedure to maintain details of the media through which messages can be transmitted from and to your bank. |
| Chapter 5 | <i>Maintaining Media Control Systems</i> discusses details pertaining to Media Control Systems. |
| Chapter 6 | <i>Maintaining Addresses for a Customer</i> discusses the procedure for maintaining addresses for the customers. |
| Chapter 7 | <i>Maintaining Advice Formats</i> explains the procedure for maintaining advice formats. |
| Chapter 8 | <i>Processing Outgoing Messages</i> explains the procedure involved in generating an outgoing message. |
| Chapter 9 | <i>Retrieving an Archived Message</i> deals with the process of retrieving archived messages. |
| Chapter 10 | <i>Processing Incoming Messages</i> explains processing all incoming messages. |
| Chapter 11 | <i>Defining Free Format Messages</i> explains process of defining free format messages. |
| Chapter 12 | <i>MakingQuery</i> explains the query process. |
| Chapter 13 | <i>Processing SWIFT Messages</i> explains about the SWIFT messages and the categories supported in Oracle Banking Trade Finance. |
| Chapter 14 | <i>Reports</i> provides a list of reports that can be generated in this module. |
| Chapter 15 | <i>Function ID Glossary</i> has alphabetical listing of Function/Screen ID's used in the module with page references for quick navigation. |

1.5 Glossary of Icons

This User Manual may refer to all or some of the following icons:

| Icons | Function |
|---|-----------------|
|  | Exit |
|  | Add row |
|  | Delete row |
|  | Option List |

1.6 Related Documents

You may need to refer to any or all of the User Manuals while working on the Messaging module:

- Core Services
- Core Entities
- Procedures
- Settlements
- Interest
- Common Core - Messaging

2. Messaging System - An Overview

2.1 Introduction

The Messaging module of Oracle Banking Trade Finance is designed to handle your outgoing and incoming messages. The module supports various types of media. Besides standard media modes like Mail, Telex and SWIFT you can also use other media types supported by the Media Control System (MCS) installed at the node at which the database of your branch is installed. Oracle Banking Trade Finance gives native support for media like Mail, Telex, and SWIFT using EMS as the MCS.

While defining a product, you can indicate the messages that should be generated for the events that take place during the lifecycle of contracts involving the product. When the events for which a message should be generated occur, the message will be automatically generated and sent to the concerned party. The message will be transmitted to the customer's address through the media that you have specified, and in the format and language that you maintain for the customer – message combination.

While entering the details of a contract you can choose to generate or suppress the message. You also have the option to prioritize the urgency with which a SWIFT message should be generated.

This chapter contains the following sections:

- [Section 2.2, "Features Provided for Processing Outgoing Messages"](#)
- [Section 2.3, "Features Provided for Processing of Incoming Messages"](#)
- [Section 2.4, "Archival and Retrieval of Information "](#)
- [Section 2.5, "Set- up Messaging Preferences"](#)
- [Section 2.6, "Message Notification Process"](#)

2.2 Features Provided for Processing Outgoing Messages

In the case of outgoing messages, the module provides for the generation of messages using formats that you can define. By maintaining message formats you can ensure consistency across the branches of your bank. The module provides a host of features to enter or authorize testwords and to interface with media control systems to actually generate the message.

Several customer addresses for a given media

With Oracle Banking Trade Finance's multi-branch set up, the customers of your bank can operate their accounts from several locations. Based on the convenience of your customers, you can send messages to locations of their choice.

Oracle Banking Trade Finance provides for the setting up of several addresses for a given customer - media combination.

In addition, you can also associate a language with an address. All messages sent to the address will be expressed in the language that you indicate.

Free format messages

In the course of your daily banking operations you may want to generate messages that are not automatically generated by the system or you may have to communicate a message that is very specific to a customer.

In Oracle Banking Trade Finance, you can personalize a message by defining a free format message and linking it to a customer - address combination. Whenever the message is to be generated it will bear the personalized format that you have defined.

MCS maintenance

The messages that are sent from and delivered to your bank are transmitted and received from sources that are external to Oracle Banking Trade Finance. In Oracle Banking Trade Finance, these external sources are called Media Control Systems (MCS).

In a distributed environment, the database of a branch is located in a node or server. The MCS of the messages are also installed in a node. Thus, while defining an MCS you need to also indicate the node in which it is installed.

2.3 Features Provided for Processing of Incoming Messages

In case of incoming messages, you can set up of various message queues and direct incoming messages to them. You can further grant selective access to the queues to personnel at your bank who are authorized to handle incoming messages.

2.4 Archival and Retrieval of Information

Archival is the process of storing old messages for future retrieval. While defining messaging preferences for your branch, you can specify the number of days for which an outgoing message should be kept in the Outgoing Message Browser. Messages will be automatically archived after the number of days specified for your branch.

You can retrieve the messages that have been archived at anytime and process them just as you would any other message.

2.5 Set-up Messaging Preferences

You can specify messaging preferences that will govern the workflow aspects of the messaging system module at your branch. You can indicate the following preferences:

- The number of days for which outgoing messages should be kept in the Browser for every branch
- Whether a testword is required for Telex messages
- The activities on a message that require authorization
- The PDE (Possible Duplication Emission) Archival period
- The text for duplication check
- The Hold Mail text to be displayed
- The Swift Key arrangement values
- Whether Authorization is required for the actions like Cancel, Hold, Change Node, Test Word. etc. on a Generated Message.

2.6 Message Notification Process

This chapter contains the following sections:

- [Section 2.6.1, "Messaging Process"](#)
- [Section 2.6.2, "Outgoing EMS Process"](#)
- [Section 2.6.3, "Incoming EMS Process"](#)

2.6.1 Messaging Process

The Electronic Messaging Process is for both incoming and outgoing messages in Oracle Banking Trade Finance.

In Incoming EMS Process, a job is scheduled to poll the incoming folder on timely basis. Once a message is received in the folder, the job picks the message and sends it to an internal JMS queue. An MDB listening on the queue reads the message and identifies the media and processes the message.

In Outgoing EMS Process a job is scheduled to poll the outgoing messages that are generated but not handed off. Each messages polled is sent to an internal JMS queue. An MDB, acting upon the internal JMS queue picks the message from queue and sends the message to appropriate destination (Folder, or e-mail, or JMS queue).

2.6.2 Outgoing EMS Process

The Outgoing EMS Process is in two layers. The EMS process as part of jobs in FCJ scheduler, polls the outgoing message table of Banking Trade Finance for generated and un-send messages. The job then sends minimal data about the message to be handed off, to an internal JMS queue. The EMS process as part of an MDB that listens on internal JMS queue builds final message and sends to their intended destinations.

The 'EMS out' job is available as factory shipped.

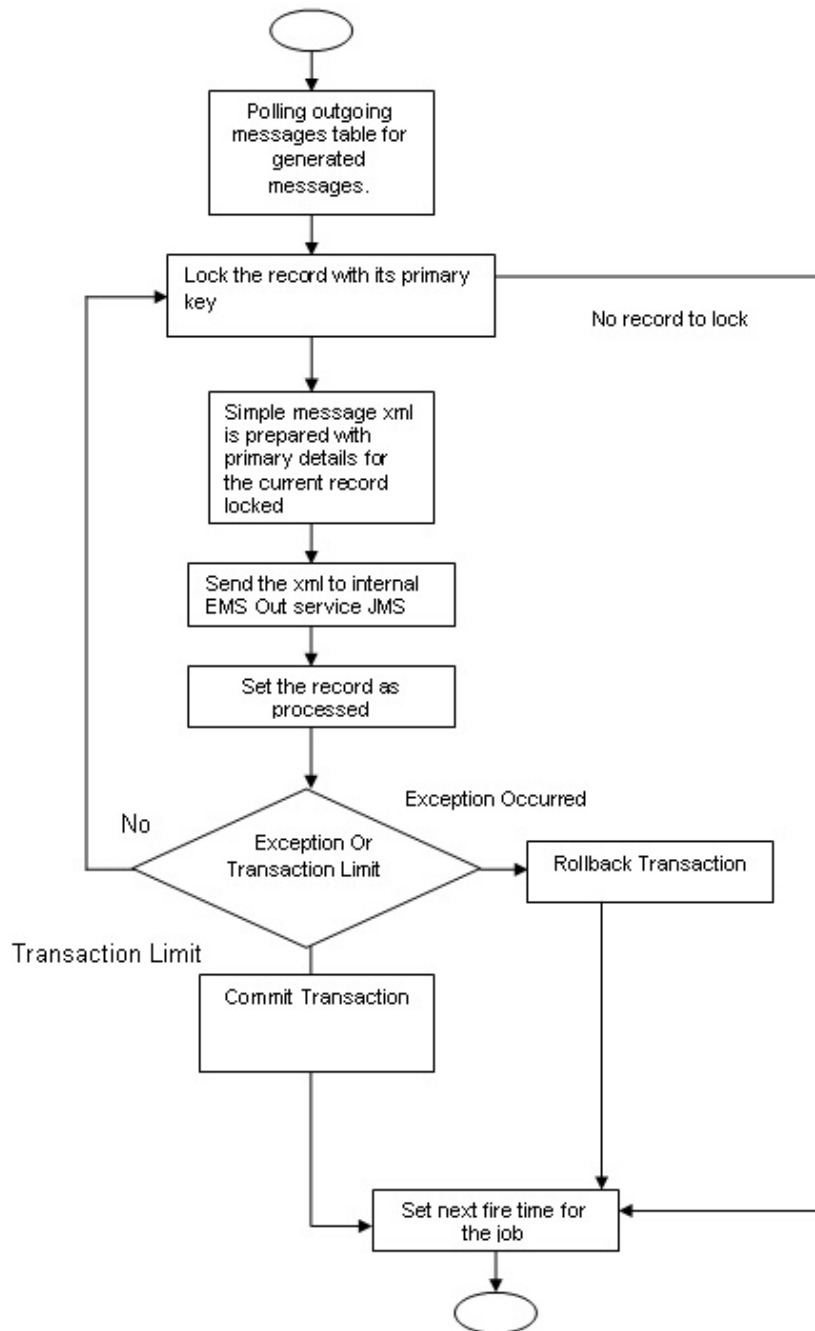
The Outgoing EMS Process as part of jobs scheduler is as follows:

- Once the job is triggered, it polls outgoing messages table for generated and unsend messages.
- Each message is then sent to an internal JMS queue.
- The job is then rescheduled to fire next time.

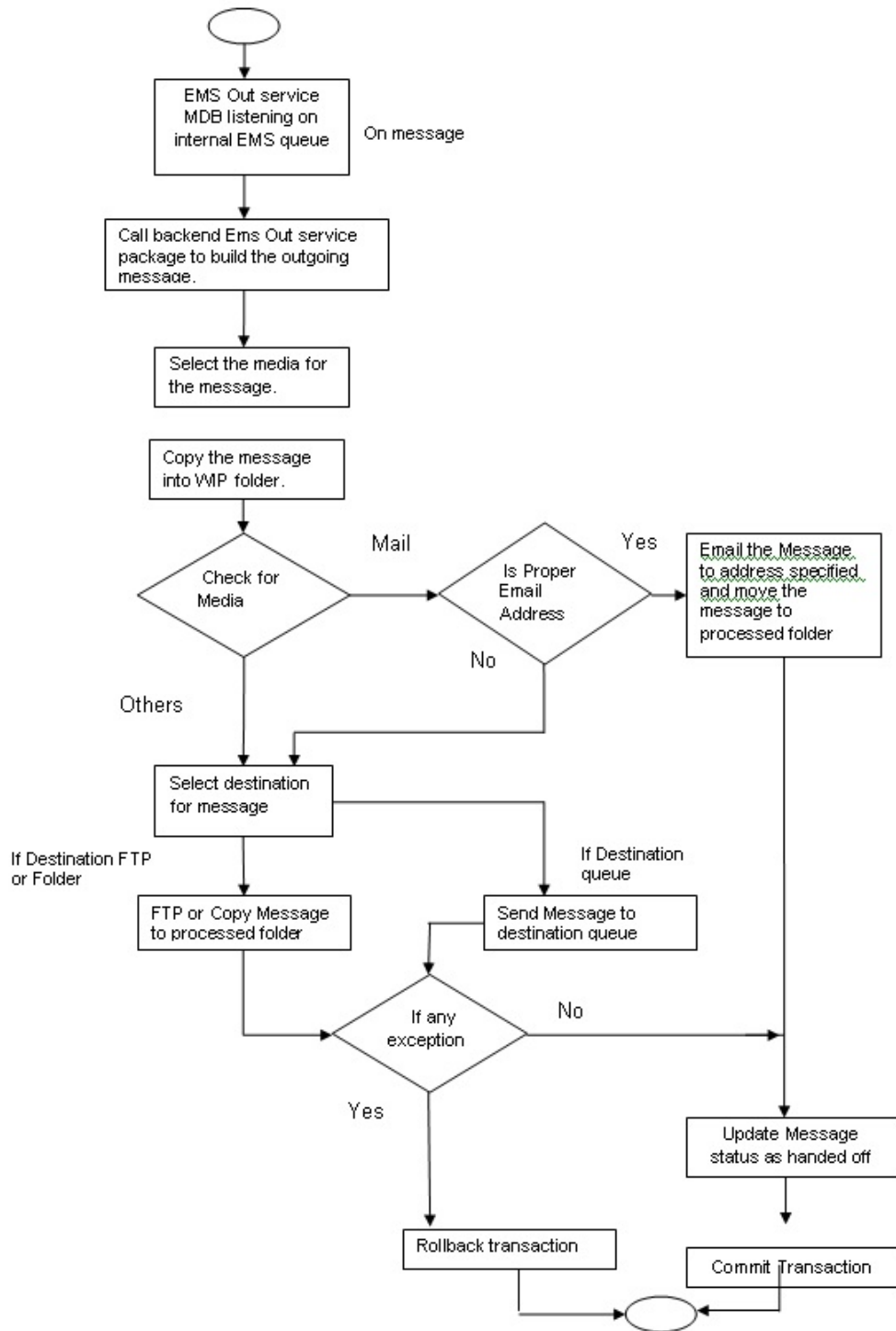
The Outgoing EMS Process in MDB is as follows:

- An MDB listens on the internal EMS outgoing queue and it builds the final message sent to intended destinations.
- In case of any exception while processing, message is sent to a deferred queue.

The following diagram illustrates outgoing EMS process in scheduler.



The following diagram illustrates outgoing EMS process in MDB.



2.6.3 Incoming EMS Process

The Incoming EMS Process is in two layers. The EMS process as part of jobs in FCJ scheduler, polls the pre configured folder for messages and sends the messages read, to EMS internal queue. The EMS process as part of an MDB listening on internal JMS queue, identifies the message from queue and calls the incoming messages service package to process the message.

The 'EMS in' job is available as factory shipped.

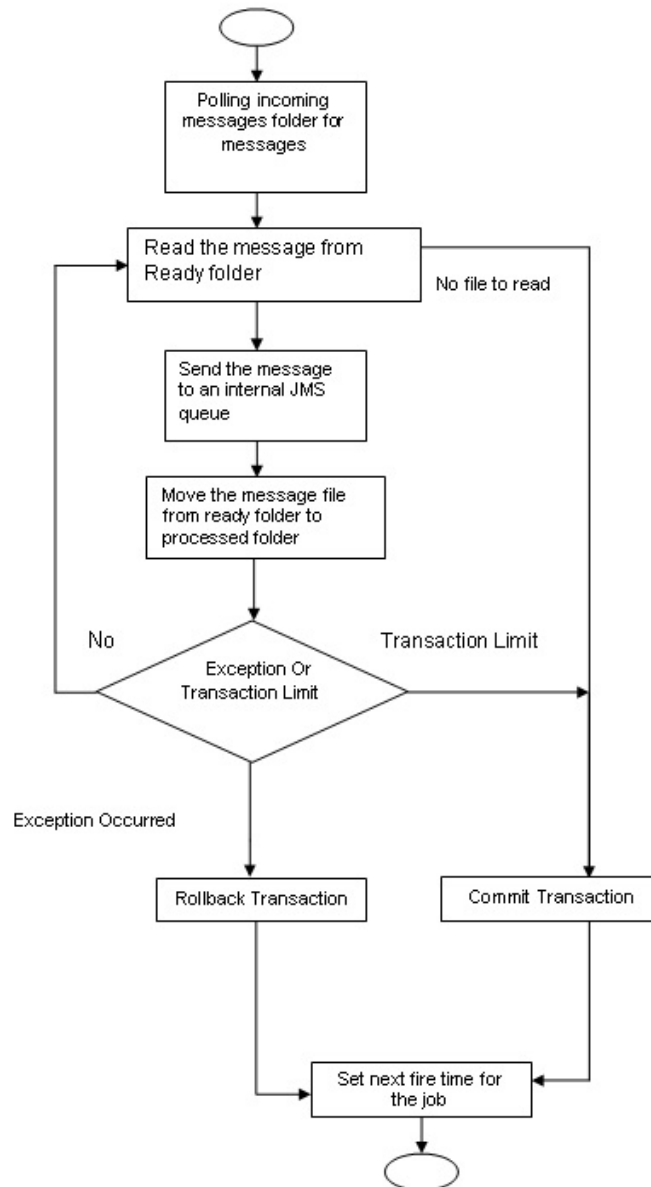
The Incoming EMS Process as part of jobs scheduler is as follows:

- Once the job is triggered, it polls for messages in a folder (Configured for incoming messages).
- Each message is then sent to an internal JMS queue.
- The job is then rescheduled to fire next time.

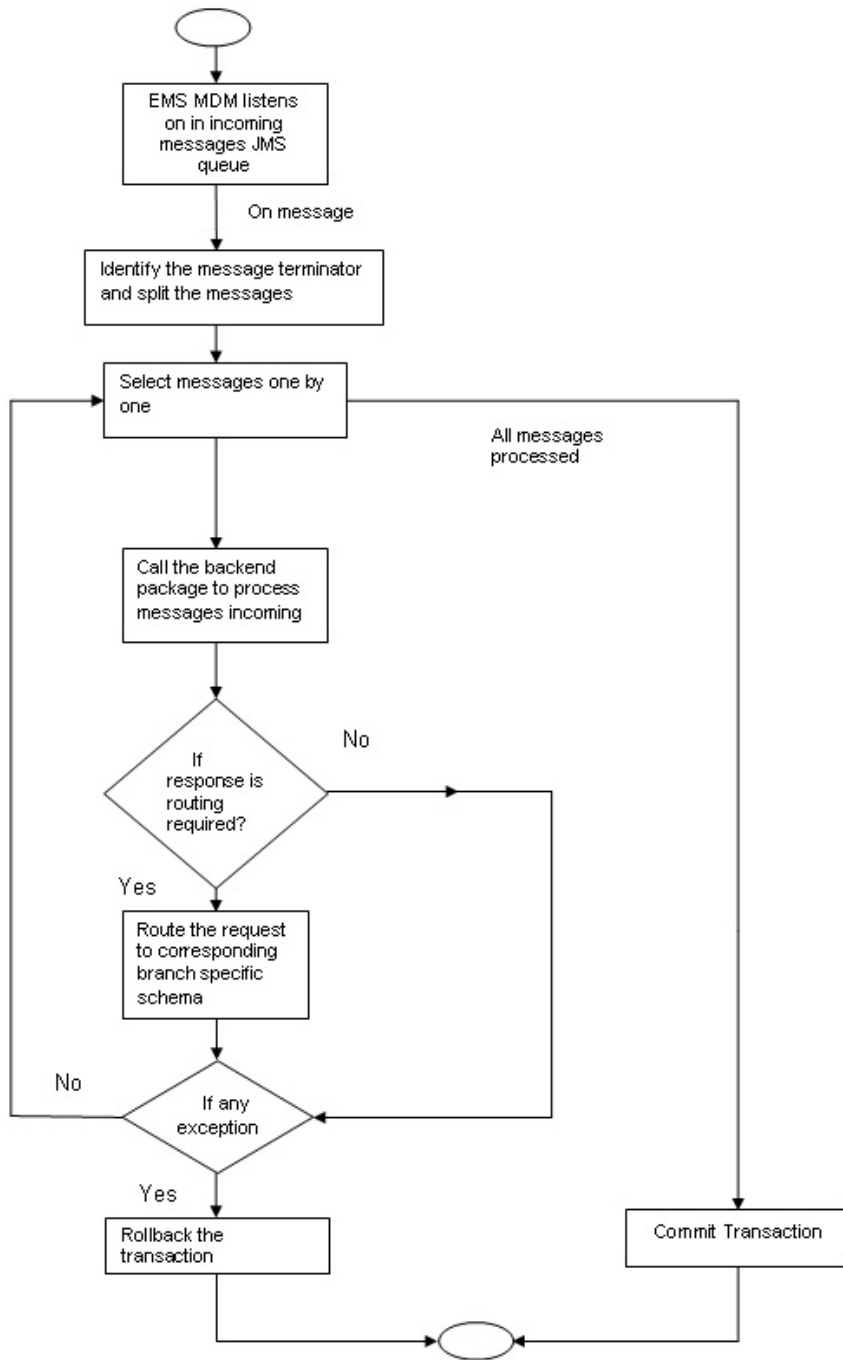
The Incoming EMS Process in MDB is as follows:

- An MDB that listens on the internal EMS incoming queue receives the message.
- The media details are identified and incoming message processing package is called to process the message.
- In case of any exception while processing, message is sent to a deferred queue.
- In case of messages directly arriving to JMS queue instead of a folder; the same MDB is configured to listen on specific queue.

The following diagram illustrates incoming EMS process in Job Scheduler..



The following diagram illustrates incoming EMS process in MDB.



3. Maintaining Messaging Branch Preferences

The messaging preferences that you indicate for your branch will govern the workflow aspects of the messaging system module. You can specify messaging preferences for your branch in the 'Messaging Branch Preferences' screen. In this screen you can indicate:

- The number of days for which outgoing messages should be kept in the browser
- Whether a test word is required for telex messages
- The activities on a message that require authorization
- The PDE Functional Validation / archive period
- The Text for hold mail and duplicate check

Note

You can specify preferences only for the branch from which you logged onto Oracle Banking Trade Finance.

This chapter contains the following sections:

- [Section 3.1, "Messaging Branch Parameters Maintenance"](#)
- [Section 3.2, "Message Type Maintenance"](#)
- [Section 3.3, "Swift Tag Maintenance"](#)
- [Section 3.4, "Message Preview"](#)
- [Section 3.5, "PDE Validations on SWIFT Messages"](#)
- [Section 3.6, "Lead Bank Maintenance"](#)
- [Section 3.7, "STP Preferences Maintenance"](#)

3.1 Messaging Branch Parameters Maintenance

This section contains the following topic:

- [Section 3.1.1, "Invoking Messaging Branch Parameters Maintenance screen"](#)

3.1.1 Invoking Messaging Branch Parameters Maintenance screen

To invoke the 'Trade Finance Messaging Branch Parameters Maintenance' screen, type 'MSDTFPRF' in the field at the top right corner of the Application tool bar and click the adjoining arrow button.

If you are maintaining preferences for a new branch of your bank, click the 'New' button on the Application toolbar. The 'Messaging Branch Parameters Maintenance' screen is displayed without any details.

If you are calling a branch preference record that has already been defined, double-click a record of your choice from the summary screen. In the 'Summary' screen, all the branch preference records that you have entered will be displayed in a tabular form.

The screen is shown below:

Branch Preference

In the 'Trade Finance Messaging Branch Parameters Maintenance' screen you can only maintain (create or modify) the preferences for the current logged in branch. However, you can view the preferences maintained for other branches.

Following are the details captured here:

Branch

Specify the branch for which you are maintaining the preferences.

Message Archive Period

Archival is the process of storing old messages for future retrieval. You can specify the number of days for which an outgoing message should be kept in the Outgoing Message Browser.

A message will be automatically archived after the number of days that you specify. You can un-archive the details of outgoing message that has been archived by invoking the 'Message History Retrieval' screen. After you un-archive an outgoing message you can process it just as you would any other outgoing message.

Note

It is recommended that you indicate a value of 'one' in this field. In this case, only those messages that have been triggered for generation today will be displayed in the Outgoing Message Browser.

PDE Archive Period

Specify the number of days for which messages should be kept in the queue for PDE Possible Duplicate Emission) identification. System does not consider messages for PDE identification post the PDE archive period maintained here.

Note

The PDE archive period should be less than or equal to message archival days.

Text for Duplicate

Every message is maintained in the Outgoing Browser, as an un-generated copy of the original. When the copy is generated, it will contain, along with the contents of the original message, any additional text that you have maintained in the Text for Duplicate field.

Hold Mail Text

All the mail advices generated for a customer for whom 'Add Hold Mail Text' is checked at the Customer Address Maintenance would have the hold mail text maintained in this field. This text will be displayed on top of the message.

Test Word Check

You can indicate whether a testword needs to be entered before a telex message is generated from and received at your branch. You can state your preference from the Yes/No option that is available.

PDE Functional Validation

Check this box to indicate that system should identify an outgoing message as PDE (Possible Duplicate Emission) using functional key or not.

The PDE validation is done either using the hash value of the SWIFT message or using the tag/field value of the message. If this option is checked, Oracle Banking Trade Finance identifies duplicate messages by performing PDE functional validations also. Hash value based validation shall be done irrespective of this option being checked.

Indicating the activities that require authorization

You can perform several activities on a message that is to be generated from your branch and on those that have come in for your branch. For example, from the outgoing or incoming browser, you can change the address to which a message should be sent.

In the branch preferences screen, you can indicate the activities which when performed on an incoming or outgoing message, would require subsequent manual authorization for the message. Several activities have been listed in this screen. A message, on which an activity which has been selected in this screen is performed, would require subsequent manual authorization for the activity to take effect. A message, on which an activity not selected in this screen is performed, would be automatically authorized with the activity taking effect.

The activities that you can choose from are:

- Cancel
- Hold
- Change Node
- Testword
- Auth Repair Incoming
- Carry Forward
- Change Media
- Regenerate
- Change Address
- Reinstate
- Release
- Carry Forward
- Branch Move
- Change Media
- Change Priority

- Testword Check
- Auth Repair Incoming

A message on which you perform an activity that requires authorization will be available for further processing only after it is authorized.

SK Arrangement

You can choose the action to be performed on the message based on the Swift Key arrangement with the receiver. The options available for choosing are:

- **Validate** – If you choose this option, the system validates if a SK arrangement exists between your bank and the receiver. If Yes, then the original SWIFT message is generated otherwise, the message will go to repair.
- **Generate FFT**- If you choose this option, the system validates if a SK arrangement exists between your bank and the receiver. If Yes, then the original SWIFT message is generated otherwise, MT 999 (Free Format Messages) will be generated instead of the SWIFT message.
- **No Validation**- If you choose this option, you are instructing the system not to Validate but send the original SWIFT message always.

Processing SWIFT Messages if SK arrangement is 'Validate' in the static messaging table:

- Oracle Banking Trade Finance checks for the value in the branch's SK arrangement Field
- If the field value is 'No validate', Oracle Banking Trade Finance will generate messages the normal way.
- If the SWIFT keys have been exchanged then the swift message will be generated
- If SWIFT keys have not been exchanged with the receiver and the value of SK arrangement for the branch is 'Validate' then the following messages will go to repair: MT420, MT754 and MT756. For all other messages, the original SWIFT message gets generated whether swift key exists or not.
- If SWIFT keys have not been exchanged with the receiver and the value of SK arrangement for the branch is 'Generate FFT' then the message MT999 would be generated instead of original SWIFT message.

Duplicate Advice Tracker

Check this box to track the duplicate advices. When an advice is duplicated or regenerated, the word 'Reprint' appears over the advice. Generation of MT999.

- Message header is changed from the original header to MT999
- That portion of the message after tag 21 will be prefixed with tag 79 followed by the original SWIFT message
- The message will be populated with the same contents as the original SWIFT message with the respective SWIFT tags
- The system will generate MT999 even if the SWIFT Key Arrangement does not exist with the receiver. MT999 will be generated for the following SWIFT messages:
 - MT750 – Advice of Discrepancy
 - MT734 – Advice of Refusal
 - MT752 – Authorization to pay, accept or Negotiate

Saving the record

After you have made the mandatory entries, save the record. This record should be authorized before the End of Day process (EOD) is run.

Click 'Exit' or 'Cancel' button to return to the Application Browser.

3.2 Message Type Maintenance

This section contains the following topic:

- [Section 3.2.1, "Maintaining Message Types "](#)

3.2.1 Maintaining Message Types

You can maintain message types in Oracle Banking Trade Finance through the 'Trade Finance Message Type Maintenance' screen. To invoke 'Message Type Maintenance' screen, type 'MSDTFMTM' in the field at the top right corner of the Application tool bar and click the adjoining arrow button.

Trade Finance Message Type Maintenance

New Enter Query

Module *
Message Type *
Description *
Priority * Normal

Maximum Message Count
Purge Message
Acknowledgment Nak Processing

Swift Messages
SWIFT Message Type
Consolidated Message Type

For Product Setup
Generate at input
Show In Product

Fields

| Maker | Date Time: | Mod No | Record Status |
|---------|------------|--------|----------------------|
| Checker | Date Time: | | Authorization Status |

Exit

You will need to capture the following information in this screen:

Module

Specify the module for which you are maintaining message types. The adjoining option list displays all module codes available in Oracle Banking Trade Finance. You can select the appropriate one.

Message Type

Specify the message type for which SWIFT codes can be maintained.

Description

Enter a brief description of the message type.

Priority

Specify the priority in which a message is to be sent is displayed. You have the option to change the priority. To change the priority specified for a message, click the button marked 'Change Priority'. Thereafter, select an option from the option-list that is available for this field.

Maximum Message count

Maximum number of message send to the message types

Purge Message

Purging of message allowed based on the selection.

Acknowledgement Nak Processing

Acknowledgement Nak processing allowed based on the selection.

SWIFT Message Type

Indicate the SWIFT message type in which the free format message should be expressed. For the following message types in BC module, you need to indicate the SWIFT message type as MT999:

- DISCREPANCY_REQ
- ACCEPT_REFUSAL
- DISCREPANCY_AUT

Generate at input

Check this box to indicate that this message is to be generated at the time of input of the contract, and not after authorization.

Show in product

Check this box to indicate that this message will be available in the product to be maintained against a particular event.

3.2.1.1 Viewing Message/Advice

Select a message/ advice and click 'View' button to view the complete message/advice. The system will display the following details in a new window..

The screenshot shows a window titled "Message" with a search and filter interface. At the top, there are several input fields: "Reference Number" (with a red asterisk and "DCH" below it), "ESN/Version Number", "Receiver/Sender", "Message Type", "SWIFT Message Type", "Sub Message Type", and "SWIFT Sub Message Type". Below these fields is a large text area labeled "Message" with a "1 Of 1" indicator on the right. At the bottom, there are three more input fields: "Remarks", "Reject Reason", and "Message Trailers". An "Exit" button is located in the bottom right corner of the window.

You can view the following details:

- Reference number of the message/advice
- Document number generated for the message/advice
- Version number of the message/advice
- Receiver/sender of the message
- Type of the message
- Type of the SWIFT message
- Complete text of the message/advice
- Remarks, if any
- Reject reason, if any
- Message trailer

3.3 Swift Tag Maintenance

This section contains the following topic:

- [Section 3.3.1, "Querying for SWIFT Message Tag Description"](#)

3.3.1 Querying for SWIFT Message Tag Description

You can query for tag descriptions for SWIFT messages using the screen 'Trade Finance Swift Tag Maintenance' screen. You can invoke the screen by typing 'MSDTFSWT' in the field at the top right corner of the Application tool bar and click the adjoining arrow button.

The screen is as shown below:

The screenshot shows the 'Trade Finance Swift Tag Maintenance' application window. The interface includes a top navigation bar with 'New Enter Query' and a search field. The main area is divided into sections: 'Swift Tag Maintenance' with input fields for 'SWIFT Message/Sub Message Type', 'Description', and 'Envelope Message Type'; and 'Tag Description' which displays a table with columns: Tag Name, Description, Tag Option, Lines, Sequence, Repeatable, and All Options. The table is currently empty. At the bottom, there are fields for 'Maker', 'Checker', 'Date Time', 'Mod No', 'Record Status', and 'Authorization Status', along with an 'Exit' button.

Specify the following fields:

Swift Tag Maintenance

Swift Message/Sub Message Type

Specify the swift message/sub message type. The adjoining list displays a list of message types maintained in the system. Choose the appropriate one.

Description

The system displays the message description.

Envelope Message Type

The system displays envelope message type based on the message/sub-message type selected.

Tag Description

Tag Name

The system displays the tag name.

Description

The system displays the description.

Tag Option

Displays whether the tag is optional (O) or mandatory (M).

Lines

The system displays the number of lines required for the tag.

Sequence

The system displays the tag sequence number.

Repeatable

Indicates whether the tag is repeatable or not.

All Options

Indicates all options.

Sequence Name

Specify the sequence number.

Note

Swift message tag descriptions are factory shipped. However, it can also be maintained using this screen.

3.4 Message Preview

This section contains the following topics:

- [Section 3.4.1, "Viewing SWIFT Message Tags"](#)
- [Section 3.4.2, "Print Button"](#)
- [Section 3.4.3, "Maintaining Message Type for Account Opening"](#)

3.4.1 Viewing SWIFT Message Tags

You can view the SWIFT messages and tag descriptions using the 'Trade Finance Message Preview Browser' screen. You can invoke this screen by typing 'MSDTFMPV' in the field at the top right corner of the Application tool bar and click the adjoining arrow button.

You can search for the messages based on the following parameters:

Module

Specify the module. The adjoining list displays a list of module names maintained in the system. Choose the appropriate one. This is applicable only for the following modules:

- LC
- BC
- MS
- LI
- IB

Contract Reference

Specify the contract reference number. The adjoining list displays a list of reference numbers maintained in the system. Choose the appropriate one.

Once you have set the search parameters, click 'Execute Query' button. The system displays the messages that satisfy the search criteria.

When you click 'Search' button the records matching the specified search criteria are displayed. For each record fetched by the system based on your query criteria, the following details are displayed:

- Document Number
- Message Type
- Sub Message Type
- Receiver
- Name
- Media
- Sub Message Type
- SWIFT Sub Message Type
- Message Type

Note

Payment messages generated by External Payment system will not be shown in Message Preview Browser screen.

3.4.2 Print Button

From the 'Message Preview' screen, you can print a message/advice using the 'Print' button. Select the message/advice and click 'Print' button to print the message.

3.4.3 Maintaining Message Type for Account Opening

You can maintain a specific message type to be associated with account opening event class.

The Events Class Maintenance screen is as shown below:

The screenshot shows the 'Events Class Maintenance' window. At the top, there is a 'New' button. Below it are four input fields: 'Class Code *', 'Description', 'Module *', and 'Module Description'. The 'Event Class' section contains a table with two columns: 'Event Code' and 'Event Description'. At the bottom of the window, there are three tabs: 'Accounting Entries', 'Advice', and 'Fields'. The footer area includes fields for 'Input By Date Time', 'Authorized By Date Time', and 'Modification Number', along with checkboxes for 'Authorized' and 'Open', and an 'Exit' button.

Specify the following details.

Module

Specify the module as 'DE'.

Message Type

Specify as 'ACC_OPADV'.

For further details, refer the section 'Maintaining Message Types' in this User Manual.

You can specify a format for this message using the 'Advice Format Maintenance' screen. Then you can associate this message to the event class maintained for account opening.

Refer the chapter Maintaining Advice Formats in this User Manual for details about format maintenance.

3.5 PDE Validations on SWIFT Messages

This section contains the following topics:

- [Section 3.5.1, "Processing PDE Messages"](#)

3.5.1 Processing PDE Messages

The system detects the messages (Incoming/Outgoing) as PDE messages by performing the validations discussed in the above section. The Incoming and Outgoing PDE messages are processed by the system in the following manner:

3.5.1.1 Incoming PDE Messages

In the case of incoming messages, EMS picks up the incoming messages and inserts it into a data store. If the incoming message has a PDE trailer (message contains the text 'PDE:}') then the system will mark the process status as 'Stopped due to PDE'. After due validations,

you can release the message from the incoming PDE message queue. Once these messages are accepted it will continue to get uploaded as a normal message. If the PDE trailer is NOT present in the incoming message, then the message upload will continue as normal.

In the case of incoming messages with a PDE trailer, the 'PDE Flag' check box in the 'Incoming Message Browser' screen will be checked.

For more details on the PDE indication of an incoming message in the Incoming Message Browser, refer section 'Viewing the details of an Incoming Message' in 'Processing Incoming Messages' chapter of this User Manual.

3.5.1.2 Outgoing PDE Messages

In the case of outgoing messages you can decide to do any of the following if the system detects a message as a duplicate, based on the PDE validations:

- Auto release the message with the PDE trailer
- Release the message without the PDE trailer
- Reject the message

System displays an override when it finds a message to be a duplicate one. In this case the message is parked in the PDE queue and you can either opt to release the message without the PDE trailer or else release it with the PDE trailer. If you opt to release the message with the PDE trailer then the message is appended with PDE, else the message is released without PDE. You can also choose to reject the message. In this case the message status will be changed to 'E' (Exception) and this will not be picked up by EMS (Electronic Messaging System).

Due to message size restrictions in Oracle Banking Trade Finance, sometimes a single message is physically split into multiple parts and each one is stored in a distinct record in the outgoing message data store. A message is marked as 'PDE' if ALL the split messages are found to be duplicates.

Note

All the messages in the PDE queue (Incoming and Outgoing) are completely processed by EMS prior to initiating EOD operations.

For more details on outgoing messages in PDE queue refer section 'Processing Outgoing Messages with PDE Trailer' in 'Processing Outgoing Messages' chapter of this User Manual.

3.6 Lead Bank Maintenance

This section contains the following topics:

- [Section 3.6.1, "Maintaining Lead Bank Details"](#)

3.6.1 Maintaining Lead Bank Details

You can process messages from Lead Bank and send notifications messages to Lead Bank. Lead Bank can have multiple Corporate Customers linked.

You can invoke 'Trade Finance Lead Bank Maintenance' screen by typing 'MSDLBKMT' in the field at the top right corner of the application tool bar and clicking on the adjoining arrow button. You can capture the Lead Bank mapping for corporate customers in this screen.

The screenshot shows the 'Trade Finance Lead Bank Maintenance' application window. The window has a title bar with 'Trade Finance Lead Bank Maintenance' and standard window controls. Below the title bar is a menu bar with 'New' and 'Enter Query'. The main area contains two input fields: 'Lead Bank BIC' and 'Customer Number'. Below these is a section titled 'Lead Bank Customer Mapping' which contains a table with columns 'Customer No' and 'Customer Name'. The table is currently empty. At the bottom of the window, there are several status fields: 'Maker', 'Checker', 'Date Time:', 'Mod No', 'Record Status', and 'Authorization Status'. An 'Exit' button is located in the bottom right corner.

Specify the following details in the screen:

Lead Bank BIC

This field displays the customer name from the BIC Directory.

Customer Number

The system displays the customer number.

Lead Bank Customer Mapping

Customer No

Select the corporate customer party ID from the list of variables provided.

Customer Name

The system displays the customer name.

3.7 STP Preferences Maintenance

This section contains the following topics:

- [Section 3.7.1, "Maintaining STP Preferences"](#)

3.7.1 Maintaining STP Preferences

STP Preferences maintenance screen is required to set the STP preferences while processing in OBTF. You can invoke 'Trade Finance STP Preferences Maintenance' screen by typing 'MSDTFSPF' in the field at the top right corner of the application tool bar and clicking on the adjoining arrow button.

Specify the following details in the screen:

Branch Code

Specify the branch code to set the STP preference. Alternatively, you can select from the list.

Description

The system defaults the branch description based on the branch code selected.

Message/Sub Message Type

Specify the message type which is classified based on message types and swift MT 798. Alternatively, you can select from the list.

Envelope Message Type

The system defaults the Envelope Message Type. This is classified based on MT798.

Queue Name

Specify the queue name where the STP preference belongs to. Alternatively, you can select from the list.

Post Upload Status

After uploading the message has the provision to take it up till the following options:

- Authorised
- Unauthorised
- On Hold

When No Beneficiary

When beneficiary details are not provided in message, message shall be either 'Suspended' or 'Mark as Repair'.

On Override

If any override during processing the message can be 'Ignored/Processed/Rejected'.

On Error

Select this option if any error during processing 'Reject/Hold' the message.

4. Maintaining Additional Details

This section contains the following topic:

- [Section 4.1, "Maintaining SWIFT Characters"](#)
- [Section 4.2, "Maintaining Hold Release Screen"](#)
- [Section 4.3, "Mapping Products"](#)
- [Section 4.4, "STP Rule Maintenance"](#)

4.1 Maintaining SWIFT Characters

You can maintain the SWIFT characters using the 'Trade Finance SWIFT Character Maintenance' screen. You can invoke this screen by typing 'MSDTFSWC' in the field at the top right corner of the Application tool bar and clicking on the adjoining arrow button.

The 'SWIFT Character Maintenance' screen is shown below:

The screenshot shows a software window titled "Trade Finance SWIFT Character Maintenance". At the top, there is a menu bar with "New" and "Enter Query". Below the menu bar, there are two input fields: "Main Character *" and "Substitute *". At the bottom of the window, there is a "Fields" section with columns for "Maker", "Checker", "Date Time:", "Date Time:", "Mod No", "Record Status", and "Authorization Status". An "Exit" button is located in the bottom right corner.

You can specify the following here:

Main Character

Specify the main character.

Substitute

Specify the substitute for the main character.

After entering the details, click the 'Save' button.

Note

Characters which are not supported as per SWIFT standards will be replaced with Substitution characters if maintained in SWIFT Character Maintenance else will be replaced with SPACE. This validation will be done for Tags with X or Z character support. Static data to indicate X or Z character set support released for Trade SWIFT Messages:

705, 700, 701, 707, 708, 710, 711, 720, 721, [750](#), 760, 761, 765, 767, 768, 769, 775, 785, 786, 787, 730, 732, 734, 740, 742, 744, 747, 752, 754, 756, 759

Colon ':' cannot be maintained as Main or Substitution character. Restriction introduced for the same.

Percentage (%) should be maintained only for substitute character.

4.2 Maintaining Hold Release Screen

You can hold/release the messages for the provided Media, Message type, Currency, Product code, Branch, Module Id and Receiver combination in the 'Trade Finance Hold Release Maintenance' screen. You can invoke this screen by typing 'MSDTFHDR' in the field at the top right corner of the Application tool bar and clicking on the adjoining arrow button.

The screenshot shows the 'Trade Finance Hold Release Maintenance' window. It includes a 'New' button and an 'Enter Query' field. The main area contains several input fields: Media *, Message Type *, Currency *, Product Code *, Effective Date/Time (YYYYMMDD), Amount, Limit Currency, Limit Amount, Branch *, Module Id *, and Receiver *. On the right, there are radio buttons for Criteria: Release, Hold, Criteria Status, and Approved. At the bottom, there is a 'Fields' section with columns for Maker, Checker, Date Time, Mod No, Record Status, and Authorization Status, along with an 'Exit' button.

You can specify the following here:

Media

The media through which messages to a customer should be transmitted.

Message Type

Specify the type of the message to be sent to the customer.

Currency

Specify the currency or *.* for all currencies.

Product Code

Specify the product code to be applied for hold/release.

Branch

Specify the branch for which you are maintaining the preferences.

Module

Specify the module for which you are maintaining message types.

Receiver

Specify the Receiver of the message.

Effective Date/Time

Specify the date from which Hold/Release is applicable from.

Criteria

Select the criteria. The following options are available:

- Hold - To hold the message
- Release - To release the message if generated.

4.3 Mapping Products

The message product mapping maintenance is used for resolving the product code on Branch, Message Type, Queue, Direction flag, covered required and Envelope Message type.

You can invoke the 'Message Product Mapping Maintenance' screen by typing 'MSDPRDMP' in the field at the top right corner of the Application tool bar and clicking on the adjoining arrow button.

The screenshot shows a software interface for 'Trade Finance Message Product Mapping Maintenance'. It contains several input fields and controls: 'Branch *', 'Message/Sub Message Type *', 'Envelope Message Type', 'Product *', 'Cover Required *' (with a 'No' dropdown), 'On No Beneficiary' (with 'Suspense' and 'Repair' radio buttons), 'Branch Description', 'Queue *', and 'Direction Flag *' (with an 'Incoming' dropdown). At the bottom, there is a 'Fields' section with columns for 'Maker/Checker', 'Date Time', 'Mod No', and 'Record Status/Authorization Status'. An 'Exit' button is located in the bottom right corner.

Specify the below details:

Branch

Indicate the branch for which you are maintaining product-mapping preferences. The mapping is for a branch and message type combination.

Message Type/Sub Message Type

Select the message type/sub message type. The adjoining list displays a list of message types maintained in the system. Choose the appropriate one.

Specify the message for which you want to define the Rule based on which the STP will process the same.

Envelope Message Type

This field displays the index messages MT798. The index messages values are available in list.

Product

On indicating the branch and message type, you can map a product to the combination. Click the adjoining option list and select a product code from the option list.

Queue

You can specify the messaging queue to which the messages should be routed, for a branch, message and product combination. You can also assign multiple queues to a message type. Select the appropriate queue from the option-list. Indicate the queue to which the message must be routed, at the time of maintaining rules for a message type, if it satisfies the rule being defined.

Direction Flag

Indicate whether the message type for which you are maintaining product mapping preferences is an outgoing message or an incoming message. Click on the drop-down list and select the appropriate flag.

Cover Required

Indicate whether a a cover needs to be sent for the transfer. The options available are:

- Yes.
- No

Whether a cover is required or not is decided based on the settlement instructions maintained for the party to which the onward message is sent.

On No Beneficiary

For your branch, indicate how OBTF should handle S.W.I.F.T. messages that do not carry information on the ultimate beneficiary of the transfer. The preference that you stated for your branch in the Product Mapping detailed screen is defaulted. You can change the default to suit the current upload session. The options available are:

- Suspense and
- Repair

When you receive adequate information on the beneficiary, you can transfer the funds posted to the suspense GL to the customer account by liquidating the transfer. If you indicate Repair ,the message will not be processed, and will be placed in Repair status.

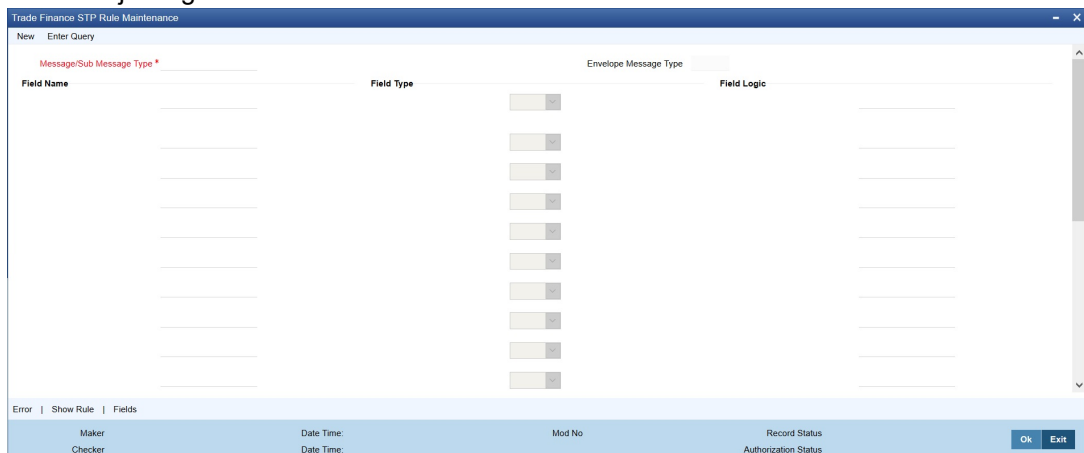
4.4 STP Rule Maintenance

This section contains the following topics:

- [Section 4.4.1, "Maintaining STP Rule"](#)
- [Section 4.4.2, "Error Button"](#)
- [Section 4.4.3, "Show Rule Button"](#)
- [Section 4.4.4, "Fields Button"](#)

4.4.1 Maintaining STP Rule

STP Rule maintenance screen is required to set the STP rule maintenance references while processing in OBTF. You can invoke the 'Trade Finance STP Rule Maintenance' screen by typing 'MSDTFSRL' in the field at the top right corner of the Application tool bar and clicking on the adjoining arrow button.



Specify the below details:

Message Type/Sub Message Type

Select the message type/sub message type to generate the rule. The adjoining list displays a list of message types maintained in the system. Select the appropriate one.

Envelope Message Type

This field displays the index messages MT798. The index messages values are available in list.

Field Name

Provide the field name.

Field Type

Select the field type. The options are as follows:

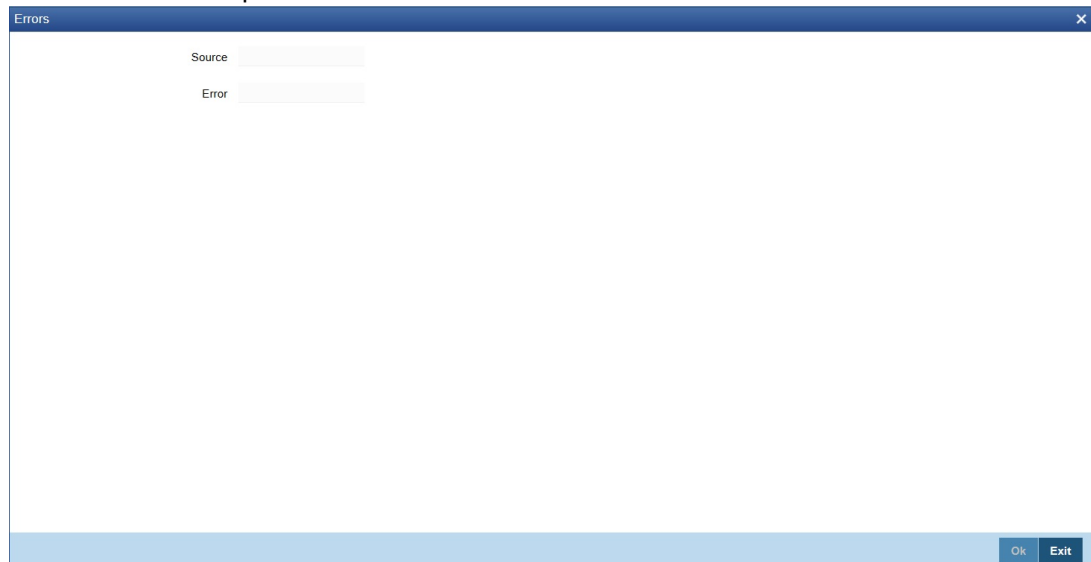
- Text
- Number
- Date

Field Logic

Provide the field logic expression.

4.4.2 Error Button

Click 'Error' tab to open the 'Errors' screen.



The screenshot shows a dialog box titled "Errors". It has a white background and a blue title bar with a close button (X) in the top right corner. Inside the dialog, there are two input fields: "Source" and "Error". The "Source" field is above the "Error" field. At the bottom right of the dialog, there are two buttons: "Ok" and "Exit".

Specify the below details:

Source

Specify the source of error.

Error

Specify the the actual error content.

4.4.3 Show Rule Button

Click 'Show Rule' tab to open the 'Rule Maintenance' screen. Based on below maintenances dynamic package will be created. Multiple rules shall be provided and maintained. in this screen..

Rule Maintenance

Priority * 1 < 1 of 1 >

Condition

Result

Queue Name

Status

Reason

- Cover Required
- Suppress Message
- Cover Required
- Suppress Message
- Cover Required
- Suppress Message
- Cover Required
- Suppress Message
- Cover Required
- Suppress Message
- Cover Required
- Suppress Message

Ok Exit

Priority

Specify the priority level.

Specify the below fields:

- Condition
- Result
- Queue Name
- Status
- Reason
- Cover Required
- Suppress Message

4.4.4 Fields Button

You can specify values for user defined fields in the 'User Defined Fields' screen. To invoke this screen, click 'Fields' button..

User Defined Fields

UDFIELDONE 5

Ok Exit

5. Maintaining Addresses for Customer

The messages and advices that are sent to the customers of your bank can be transmitted to various addresses through the media types that you maintain in the 'Media Maintenance' screen. In this 'Address Maintenance' screen, some of the details that can be maintained are:

- the media through which messages to a customer should be transmitted
- the address(es) of a customer for each media type
- the answer-back code for a telex advice
- a 'Test Word' for the customer
- the messages that should be sent to an address
- the language in which messages should be sent to a customer address

A customer of your bank can have several addresses for a given media. To distinguish between one address and another for the same media, you can capture an address for every 'Location'.

Note

The addresses that you maintain for a customer in this screen are in addition to the ones maintained in the Customer Information File (CIF) of the Core module.

This chapter contains the following sections:

- [Section 5.1, "Customer Address"](#)

5.1 Customer Address

This section contains the following topics:

- [Section 5.1.1, "Maintaining Address at Customer \(CIF\) Level"](#)
- [Section 5.1.2, "Change Log Button"](#)
- [Section 5.1.3, "Viewing Customer Address"](#)

5.1.1 Maintaining Address at Customer (CIF) Level

You also have the provision to maintain customer addresses at the customer (CIF) level. You can invoke the 'Trade Finance Customer Address Maintenance' screen by typing 'MSDTFCAD' in the field at the top right corner of the Application tool bar and clicking on the adjoining arrow button.

The screen is shown below:

The screenshot shows the 'Trade Finance Customer Address Maintenance' application window. The top bar includes 'New' and 'Enter Query' options. The main area is split into several input sections: 'Customer Address' (Customer No, Location, Country, Answer Back, Add Hold Mail Text), 'Media' (Language, Test Keyword, Send by Email, Module, Product Type), and '50F Party Details' (five lines for address entry). A 'Sanction Check Status' dropdown is set to 'Not Required' with a 'Fetch' button. The bottom section features a 'Change Log' table with columns for Maker, Checker, Date Time, Mod No, Record Status, and Authorization Status, and an 'Exit' button.

If you are maintaining a new address for a customer select 'New' from the Actions Menu, or click new icon on the toolbar. The screen is displayed without any details.

If you are calling a customer address record that has already been defined, double-click on a record from the summary screen. In the 'Summary' screen, all the customer address records that you have entered are displayed in a tabular form.

Customer No

Specify the customer (CIF) number, assigned to a customer in the 'Customer Information Maintenance' screen, before you capture the different addresses of the customer. The name of the customer whose address you are maintaining is automatically displayed when you indicate the customer's identifier.

Media

The types of media for which you can capture addresses include Mail, E-Mail, Telex, SWIFT, FAX and FILEACT interface to TIPA network. The Media details maintained in 'Media Maintenance' screen will appear in the list of values.

Location

As discussed earlier, a customer of your bank can have several addresses for the same media. To differentiate between one address of a customer and another for a given media, it is mandatory for you to specify a unique location for each address. The location that you specify for an address is used as a unique identifier for the customer address.

Language

In this field, you can specify the language in which the messages sent to the address should be expressed. You can choose a language code from the option list available against this field.

The language code that you specify is taken to be the default language in which all messages sent to the address are expressed.

Note

Remember that to send a message to a customer in a particular language you should have also maintained a message format for the chosen language through the 'Advice Format Maintenance' screen.

Country

Here, you select the relevant country code where your customer resides. All countries maintained through the 'Country Name Maintenance' screen are made available here.

Answer Back

Specify the answerback code for the customer. This field is applicable only if a message is transmitted through 'Telex'. It cannot be more than 20 characters in length. It is a free format text.

Test Keyword

Enter the test word allotted to a customer. This field is applicable only if the message is transmitted through Telex (i.e. media is TELEX).

Send by E-mail

If your customer has an e-mail address, you can opt to capture it by clicking on the box adjacent to the 'Send by E-Mail' option. Enter the e-mail address for the customer, media and location combination in the first Address field. You can capture addresses such as fax, mail, etc., for the combination in the remaining address fields.

Name

Specify the name of the customer here.

Address Code

Select the address code from the adjoining address code value list.

Address

Enter the detailed address to which messages and advices generated should be sent to, for a particular customer account under the selected media and location combination. The format of the address depends on the media through which the message is transmitted.

If the address is for the media type mail, you can enter the customers address in the four rows under this field. Each line that you enter can contain a maximum of 35 characters.

If the media of transmission is Telex, the address should be expressed numerically.

If you are defining a SWIFT address, the address should be of eight or eleven characters alphanumeric.

Note

The valid address (e-mail or Telex or SWIFT) must be entered in the first line of the Address field only for it to be used.

Add Hold Mail Text

If this option is checked, then all the mail advice generated for this customer and location would have the hold mail text displayed on top of the message. As a consequence, these mail advices would not be dispatched to the customer unless required. Check this box to indicate you want the hold mail text to be displayed on top of the message indicating the branch.

Module

Specify the OBTF Modules

Product Type

Specify the Product Types applicable for the Modules.

50F Party Details

Specify the party details related to the ordering customer as a 5-line input here. Line 1 indicates the party identifier and lines 2 to 5 indicate the name and address details of the party.

You can use either of the following line formats with option F:

- Line 1 (Party Identifier) /34x (Account)
- Lines 2-5 (Name & Address) 1!n/33x (Number)(Details)

Or

- Line 1 (Party Identifier) 4!a/2!a/27x4!a/30x (Code)(Country Code)(Identifier)
- Lines 2-5 (Name & Address) 1!n/33x (Number)(Details)

The details specified here are used for a stricter validation of the details related to the ordering customer. The validations are carried out according to the rules indicated below:

- Validations for line1, party identifier (applicable for the second format listed above):
 - Line 1 has to comply with (Code)(Country Code)(Identifier) format where the country code should be a valid ISO country code
 - The first 4 characters specified should be a valid party identifier code supported by SWIFT
- Validations for lines 2 to 5, name and address details of the party:
 - The first line must start with number 1
 - Line numbers must appear in numerical order
 - Line number 2 cannot be used without line number 3 and vice versa
 - Line number 4 cannot be used without line number 5 and vice versa
 - Line number 4 should have the format YYYYMMDD and this date must not be greater than the date on which the message was sent to SWIFT
 - Line numbers 3, 5, 6 and 7 should be followed by a valid ISO country code
 - Line numbers 3, 4, 5, 6, 7 and 8 should not repeat. Line numbers 1 and 2 can repeat.
 - Line 8 is used as additional information. When the account identifier format is used, then in the case of Line 8 being used, either line 6 or line 7 should be used. When the party code identifier format is used, then Line 8 can be the continuation of line 1, line 6 or line 7. Line 6 or 7 need not be mandatorily be used

During contract input, the ordering customer record is searched in the customer addresses maintained and if found the corresponding 50F details are defaulted to the contract. If not found, the address details default from customer maintenance.

These validations are carried out for the following outgoing message types and appropriate error messages are displayed incase of any mismatches.

- MT101
- MT102
- MT102+
- MT103
- MT103+
- MT210
- MT910

Module

Indicates OBTF Modules.

Product Type

Indicates product types applicable for the Modules.

Event

Indicates product types applicable for the Modules.

5.1.1.1 Specifying Message Address

For a customer address - message type combination, you can indicate the branch (es) from which the message can be sent to the address. With Oracle Banking Trade Finance, you can offer your customers the facility to effect a transaction from any of the branches of your bank. Hence, you can indicate the branches from where a message should be generated. You can select a branch code from the option list that is available.

Note

You can use the wildcard 'All' indicating that the message can be sent to the address in the defined format from all the branches of your bank. For example, if you indicate 'All' in the branch field for the message type 'payment message' it would mean that the address is applicable whenever a payment message is generated from any of the branches of your bank.

Message Type

A message type is always associated with a module. You should indicate the messages to be sent to the address you have defined for the customer, by picking up the message types for the respective module.

Note

You can use the wildcard 'All' indicating that all messages for the customer should be sent to the address being defined.

In this screen you should indicate:

- **Module + Message Type** -- Accounting (AC) + Account Statement
- **Branch** -- London
- **Module** -- All
- **Copies** – 1

Email

Indicates Email address for the Message Type.

Copies

You can indicate the number of copies of the message that should be sent to this location each time it is generated. The number you specify here, will be the default number of copies of the message that will be generated each time a message is sent to this location through the media you have specified.

If you indicate that more than one copy should be sent to a location, the first message will be the original and the others will be marked as 'copy'.

Note

For payment messages, Oracle Banking Trade Finance will default 'one' indicating that only one payment message will be generated. You will not have an option to change it.

Format

You can specify the format in which a message should be sent to a customer's address. The default format for a message type needs to be defined through the 'Advice Format Maintenance' screen.

You can choose to use the default format defined for the message type or you can indicate another format for the message. If you leave this field blank the default format specified for a message type in the Advice Format screen will be used. However, if you want to personalize a message to make it specific to a customer, you can indicate the code of the format that should be used for the advice - customer combination.

For example, you have maintained a standard format for the account statements that are sent from your bank in the Advice Format screen.

However, for Mr. Andrew Scott, a non-resident customer you want to personalize the account statement rather than send him the standard one defined in the Advice Format screen.

To make this possible you can indicate the code of a format that you defined specific to Mr. Scott. Whenever an account statement is sent to Mr. Scott from your bank, it will be in the format that you have defined in this screen.

Note

The special format should first be defined in the advice format screen before it can be associated with Mr. Scott's address.

Primary Address

When defining addresses for a message type, you have to identify an address as the primary address.

Confirmation Message

The

confirmation messages are matched based on the confirmation rule maintained.

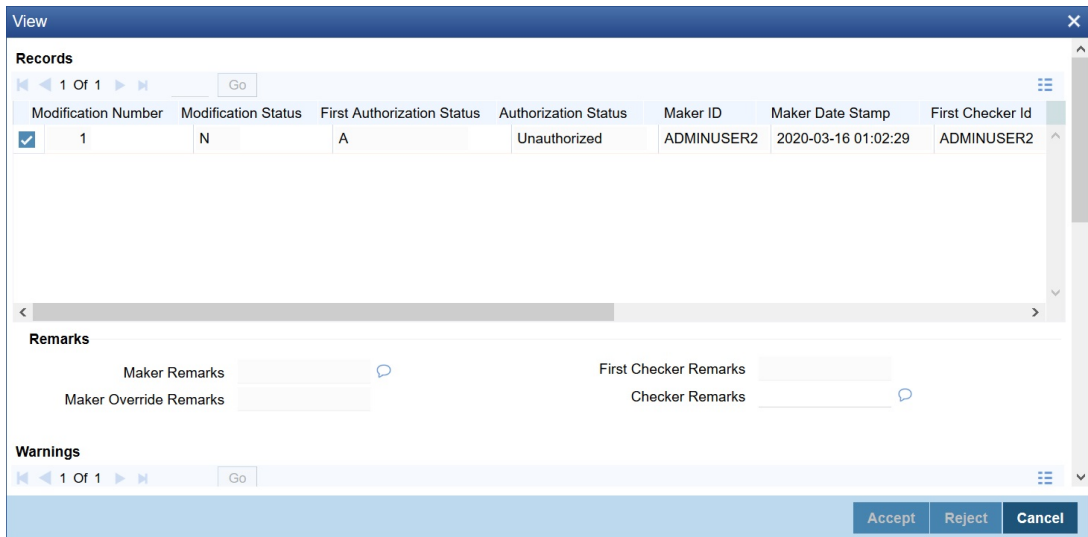
Auto matching of confirmation messages is enabled only if the 'Confirmation Message' is checked for the combination of customer, branch, message type, module, location and media.

Refer the 'Continuous Linked Settlements' chapter of the Foreign Exchange User Manual for details on processing CLS deals in Oracle Banking Trade Finance.

5.1.2 **Change Log Button**

You can view the customer's previous addresses and changes made to the address using the 'View' screen. You can also determine the number of changes made to the address till date, who made the changes, when was the change made, and whether the change has been

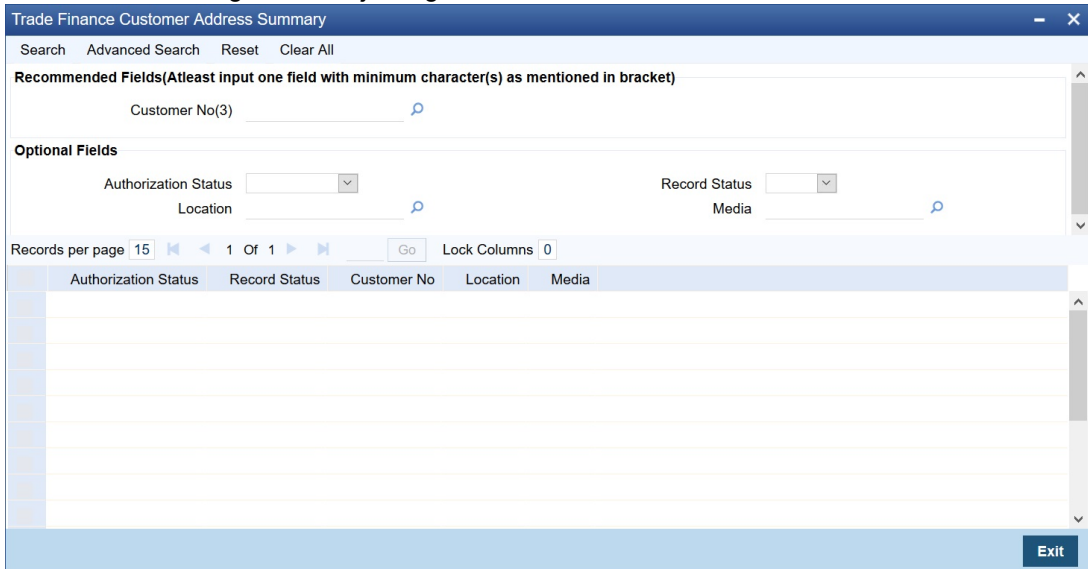
authorized or not. To invoke this screen, click 'Change Log' button within the 'Trade Finance Customer Address Maintenance' screen.



To view the changes made on a particular date, double-click the 'View Changes' button corresponding to the desired date under 'Maker Date Stamp'. A detailed screen appears containing changes made on the given date.

5.1.3 Viewing Customer Address

You can view the address details maintained in the 'Trade Finance Customer Address Maintenance' screen using the 'Trade Finance Customer Address Summary' screen. You can invoke this screen by typing 'MSSTFCAD' in the field at the top right corner of the Application tool bar and clicking on the adjoining arrow button.



In the above screen, you can base your queries on any or all of the following parameters and fetch records:

- Authorization Status
- Customer Number
- Media
- Record Status
- Location

Select any or all of the above parameters for a query and click 'Search' button. The records meeting the selected criteria are displayed.

If you are allowed to query customer information, system displays the following details pertaining to the fetched records:

- Authorization Status
- Record Status
- Customer Number
- Location
- Media

6. Maintaining Advice Formats

The advices that are generated from your bank will have a definite format. In the 'Advice Format Maintenance' screen you can specify formats and indicate the messages and advices that should use the formats you have defined.

By maintaining message formats you can ensure consistency across the branches of your bank. You can maintain advice formats either by:

- Using the format editor on the screen to enter the format, or
- Importing the format from an ASCII file which can be located either on the:
 - Server
 - Client

Note

Message formats are maintained at the bank level and will be applicable to all the branches of your bank.

This chapter contains the following sections:

- [Section 6.1, "Advice Format Maintenance"](#)
- [Section 6.2, "Automatic Printing of Advices Generated during EOD Processing"](#)

6.1 Advice Format Maintenance

This section contains the following topic:

- [Section 6.1.1, "Maintaining Advice Format Details"](#)

6.1.1 Maintaining Advice Format Details

You can invoke the 'Trade Finance Advice Format Maintenance' screen by typing 'MSDTFAFM' in the field at the top right corner of the Application tool bar and clicking on the adjoining arrow button.

If you are maintaining a new advice format, click the 'New' button on the Application tool bar. The 'Trade Finance Advice Format Maintenance' screen is displayed without any details.

You can specify the following details pertaining to a format.

Format

In Oracle Banking Trade Finance, each format that you define is identified by a fifteen-character code called a Format code. You can follow your own convention for devising this code.

The code that you assign to a format should be unique as it is used to identify the format. You can compare simple conditions while defining message formats. When you need to use a format that you have defined, you need to just specify the code assigned to the format. The details of the format will automatically become applicable to the message. After you assign a code to a format you can indicate:

- The number of lines that should be contained in a page when the advice is printed.
- The number of columns that should be contained in a page when the advice is printed.
- The language of the message.
- The form type attached to the format.

Language

A message can be sent to a customer in different languages. To make this possible, you need to maintain a format in different languages. While maintaining addresses for a customer in the 'Customer Address Maintenance' screen you can indicate the format and language in which a message should be sent.

Format Type

Specify the form type that applies to the message. Select a form type from the adjoining option-list.

Entering an advice format using the format editor

To enter a format using the format editor, click free format text icon positioned next to Format Text. In the note pad that is invoked you can actually tailor an advice to suit your requirements. The format editor has certain keywords which signify different options which you can use to create a format. The following table contains a comprehensive list of the key words that can be used in the format editor.

| Keyword | Significance |
|---------|--------------|
|---------|--------------|

| | |
|---------------|---|
| #RH | Indicates the start of the report header section. |
| #PH | Indicates the beginning of the header for a page. |
| #EH | Indicates both the end of the header section of the report or the end header of a page. |
| #RF | Indicates the start of the report footer section. |
| #PF | Indicates the start of the footer of a page. |
| #EF | Indicates both the end of the footer of a report or page. |
| #B | Indicates the start of the body of the message. |
| #EB | Indicates the end of the body of the message. |
| #CL | Indicates that you can collapse a line. |
| #EC | Indicates the end of a line that you have collapsed. |
| #LOOP | Indicates the beginning of a loop. |
| #END- LOOP | Indicates the end of a loop. |
| #IF | Indicates a conditional section. |
| #ANDIF | Indicates a conditional section. |
| #ORIF | Indicates a conditional section. |
| #ENDIF | Indicates the end of a conditional. |

Importing an advice format from an ASCII file on the server

The server indicates the machine on which the database of your bank is installed. To import a format from an ASCII file on the server:

1. Click against the field marked Server.
2. Specify the full path to the file on the server which contains the format you want to import.
3. Thereafter, click 'Import' button.

The file containing the format of the message will be displayed on the screen.

Importing an advice format from an ASCII file on the client

Client refers to your own machine. To import a format from an ASCII file on the client:

1. Click against the field marked Client.
2. Specify the full path to the file on the client which contains the format you want to import.
3. Thereafter, click 'Import' button.

The file containing the format of the message will be displayed on the screen.

Message Format

After you have defined a format and assigned it a code you can indicate the list of messages that should use the format.

The format that you define for a message in this screen is taken to be the default format that will be used whenever the message is generated from your bank.

For each message that you specify, you can also indicate the specific details of the following, for which the format should be used:

- Module
- Message Type
- Branch
- Currency
- Product
- Media

Thus, you can specify a different format for the various combinations of the above.

To add a message to the list of messages that can use the format, enter the details of the message and click add icon. To delete a message from the list, select the message and click delete icon.

Note

For all the five combinations you can use the wildcard 'ALL' indicating that the format is applicable for records in that category. For example, if you indicate 'ALL' in the branch field for the message type payment message it would mean that the format is applicable whenever a payment message is generated from any of the branches of your bank.

Saving the record

After you have made the mandatory entries, save the record. A user, bearing a different Login ID should authorize an advice format maintenance record that you have created, before the End of Day processes (EOD) are begun.

Click 'Exit' or 'Cancel' button to return to the Application Browser.

In the summary screen, all the advice format records that have already been saved, will be displayed in a tabular form; double-click a record of your choice to open it. You can also invoke this screen by typing 'MSDTFAFM' in the field at the top right corner of the Application tool bar and clicking on the adjoining arrow button.

Trade Finance Advice Format Summary

Search Advanced Search Reset Clear All

Case Sensitive

Authorization Status Record Status

Language Format

Format Type

Records per page 15 1 Of 1 Go Lock Columns 0

| Authorization Status | Record Status | Language | Format | Format Type |
|----------------------|---------------|----------|--------|-------------|
| | 1 | | | |

Exit

6.2 Automatic Printing of Advices Generated during EOD Processing

In addition to generation of advices, Oracle Banking Trade Finance automatically prints the advices that are scheduled to be generated during End Of Day (EOD) processing. Account Statements, Loan statements are examples of advices that are scheduled to be generated during EOD processing.

This section contains the following topics:

- [Section 6.2.1, "Starting the Background Process"](#)
- [Section 6.2.2, "Printing of Advices"](#)

6.2.1 Starting the Background Process

In Oracle Banking Trade Finance, you need to run the background process to generate and print advices. In addition to the generation of the advices, system will also print the advices that are scheduled to be generated during EOD processing. You can start or stop a process in the 'Jobs Browser' screen. You can invoke the 'Jobs Browser' screen by typing 'TFSJOBBER' in the field at the top right corner of the Application tool bar and click on the adjoining arrow button.

The screen is as shown below:

The screenshot shows a web application window titled "Summary". At the top, there are two dropdown menus: "Job Module" and "Status". To the right, there is a "Process" input field with a search icon. Below these are three buttons: "Search", "Advanced Search", and "Reset". A pagination bar shows "Records per page 15" and "1 Of 1" with navigation icons and a "Go" button. Below this is a table header with columns: "Job Module", "Process", "Process Sequence Number", and "Status". At the bottom of the window, there are "Start" and "Stop" buttons, a status legend "Status N - Stopped T - Running H - Halted", and an "Exit" button.

In the above screen, you can base your queries on any or all of the following parameters and fetch records:

- Job Module
- Process
- Status

Select any or all of the above parameters for a query and click 'Search' button. The records meeting the selected criteria are displayed.

System displays the following details pertaining to the fetched records:

- Job Module
- Process
- Process Sequence Number
- Status

Check the required process in the search results table and click 'Start' button to start the process. Click 'Stop' button to stop the process, at any point.

6.2.2 Printing of Advices

In Oracle Banking Trade Finance, advices are generated during batch processing. If you have started the background process, system will search for the messages that are not generated. The advices may be of two kinds:

- Advices that are not generated during contract authorization (If you had not opted for message generation at the time of contract authorization)
- Advices that are scheduled to be generated during End of Day operations.
- As soon as the message is generated, system will check whether the advice was scheduled to get generated during EOD. If so, the advice will be sent for spooling and printing.

If the advice is not scheduled to be generated during EOD, system will move on to generate the next advice without printing the advice.

7. Processing Outgoing Messages

Here, the procedure involved in generating an outgoing message is explained. To recall, you have already maintained:

- The type of messages that can be generated at your bank
- Formats for the various messages
- The media through which messages should be transmitted
- A media control system to receive and transmit messages for a given media
- The addresses for a customer for a given media

In each module of Oracle Banking Trade Finance, you can define products. While defining products you also indicate the messages that should be associated with an event in the life cycle of a contract involving the product.

A contract goes through several events during its life-cycle. A message for an event is triggered for generation when the event is authorized.

For example, you have defined a product to cater to short term loans. You have indicated that the following messages should be generated when events take place:

| Event | Message |
|-------------|--------------------|
| INITIATION | Initiation Advice |
| LIQUIDATION | Liquidation Advice |

Note

In this context advices and messages are commonly referred to as messages.

Depending on the product - message - customer details that you have set up, Oracle Banking Trade Finance determines the address and the media through which the message should be transmitted.

If a message is to be transmitted through mail, it has to be printed. If the message is to be transmitted through Telex, you will have to enter the testword (if it is required for the message). The messages that are to be transmitted through media like Telex and SWIFT will be sent by the Media Control System (MCS) which is connected to the node in which the database of your branch is installed.

If a message is to be transmitted through email, TF_MAIL_JOB needs to be configured. Job will pickup generated messages with to be emailed set as 'Y' and email will be sent from MAIL server configured.

For Email advices that has to be sent in PDF format, TF_MAIL_PDF needs to be configured. Job will pickup generated messages with to be emailed set as 'Y' and email will be sent from MAIL server configured.

For Resending of Email advices, Kindly refer section [Section 7.1.3, "Trade Finance Resend Email Advice"](#) A message that is triggered for generation can be sent in the background or can be generated on-line. An outgoing message will be processed based on the preference that you state.

Note

The messages that are triggered by an automatic event like the generation of a tracer for an LC, billing notice and delinquency notice for a loan, etc., will be put in the Outgoing Browser by the automatic function itself. This is because events triggered by an automatic function do not require authorization.

This chapter contains the following sections:

- [Section 7.1, "Outgoing Messages Browser Summary"](#)

7.1 Outgoing Messages Browser Summary

This section contains the following topics:

- [Section 7.1.1, "Generating Messages from Outgoing Browser"](#)
- [Section 7.1.2, "Performing Operations on an Outgoing Message"](#)
- [Section 7.1.3, "Trade Finance Resend Email Advice"](#)

7.1.1 Generating Messages from Outgoing Browser

If the background message process is not running, all the messages that are triggered for generation will be displayed in the Outgoing Message Browser from where you can generate the message.

You can generate messages from the Outgoing Browser at any time in the day. You can invoke the 'Trade Finance Outgoing Message Browser Summary' screen by typing 'MSSTFOBR' in the field at the top right corner of the Application tool bar and clicking on the adjoining arrow button.

| Branch | Document Number | Reference Number | Module | Message Type | Sub Message Type | Receiver | Currency | Amount | Media | SWIFT Message Type | SWIFT Sub Me |
|--------|-----------------|------------------|--------|--------------|------------------|----------|----------|--------|-------|--------------------|--------------|
|--------|-----------------|------------------|--------|--------------|------------------|----------|----------|--------|-------|--------------------|--------------|

Viewing Outgoing Messages

You can view features of the outgoing messages based on any of the following criteria.

- Branch
- Document Number
- Reference Number
- Module
- Message Type
- Receiver
- Media

- Swift Message Type
- Hold/Release Status
- Acknowledgement Status
- Authorization Status
- Delivered Status
- Bulk Reference Number
- Bulk Preference Name
- Bulk Status - The bulk status can be one of the following:
 - INPROGRESS - Indicates that bulking is identified for the DCN
 - BULK_SUCC - Indicates that the bulking operation is successfully completed
 - BULK_FAIL - Indicates that the bulking operation failed
 - FILESENT_SUCC- Indicates that the bulked file is sent to the destination
 - FILESENT_FAIL - Indicates that bulked file was not sent as sending failed
- Destination Type
- SWIFT LAU

Click 'Search' button. The system identifies all outgoing messages satisfying the specified criteria and displays the following details for each outgoing message:

- Branch
- Document Number
- Reference Number
- Module
- Message Type
- Sub Message Type
- Receiver
- Currency
- Amount
- Media
- Swift Message Type
- SWIFT Sub Message Type
- Node
- Priority
- Customer Name
- Address
- Address2
- Address3
- Address4
- Location
- Message Status
- Testword
- Exception
- Running number
- Hold/Release Status
- Test Amount

- Test date
- Test Currency
- Test word Narrative
- Acknowledgement Status
- Hold Mail
- External Reference
- Delivery By
- RTGS Network
- Entry By
- Maker Date Stamp
- Authorized By
- Checker Date Stamp
- Authorization Status
- Once Authorized
- Modification Number
- DCN LIST
- Bulk
- Selected
- Testing Status
- Any or Original
- Original DCN
- Delivered Status
 - RTGS Network will be defaulted for the following message types:
 - CUST_TSFR_RTGS
 - BANK_TSFR_RTGS
 - DIRDR_RTGS

RTGS Message type and its description are shown in the table below:

| Message | Description | SWIFT Message |
|----------------|--|----------------------|
| CUST_TSFR_RTGS | Used when a Pay message generation is for a corporate and sent through the RTGS Network. | MT 103 |
| BANK_TSFR_RTGS | Used when a message belongs to an interbank deal and sent through the RTGS Network. | MT 202 |
| DIRDR_RTGS | Used when a direct debit message is sent through the RTGS Network. | MT 204 |

- From Date
- To Date
- Bulk Reference No
- Bulk Reference Name
- Bulk Status

- File Type
- Swift Net Connectivity
- Folder Name
- Queue Name
- Destination Type
- SWIFT LAU

Note

- If none of the criteria is selected, then the system displays all the messages in the outgoing browser.
 - Funding Status will be updated during the processing of incoming MT102 and MT109.
-

7.1.2 Performing Operations on an Outgoing Message

The operations that you can perform on an outgoing message are determined by the rights that you are assigned with, at Security Management System (SMS) level. If a function in the Outgoing Browser is disabled, then the function is not allowed for the record.

Check the box against the message(s) for which you need to perform an operation and then click the corresponding operation. The action performed will require authorization, if maintained at the Messaging Branch Preferences level.

The system allows only 'Print', 'View' and 'Detail' actions for messages generated by External Payment system.

The following operations can be performed on the outgoing messages:

Generate

Click to generate an outgoing message. You can generate un-generated and repaired messages.

When you click 'Generate', the system checks the contract status for which the message is generated and will not generate a message in the following condition:

- If the contract is reversed
- If the message is on hold
- If the message maintenance is not authorized and the message is moved to repair queue

Message marked as 'Generated' shall be viewed in 'MSDTFBMT' screen.

Hold

Click if you need to temporarily stop generating an outgoing message. Authorizing Supervisor can view details and then release the messages or change their status to Carry Forward, which in turn can be released on further authorization.

Note

Messages with Hold status must either be carried forward or released, before you execute the EOD processes at the branch; else the system displays an error message. However, if the message is cancelled, then the system will not display error message, though the status is 'Hold'.

Cancel

Click if you need to cancel an outgoing message. You can cancel messages with 'Un-generated' and 'Hold' status.

TW Input

Click if you need to input testword for Telex messages which were moved to 'Repair' status.

Change Node

Click if you need to change the node from which an outgoing message is generated.

In a distributed environment, the database of one or more branches of your bank will be located at a node or a server. Hence a Media Control System will be installed and defined specifying the node at which it is installed.

When you click 'Node', the system displays the details of the individual message providing an option to change the 'Node'. Select the node you need to change from the adjoining option list.

Note

MCS status at the node in which the database of your bank is installed should be passive.

Change Address

Click if you need to change the address to which an outgoing message has to be sent. Enter the new address to which the message should be sent and click 'OK' to save.

Note

Change of address can be done only before a message is generated.

Print/Spool

Click if you need to print an outgoing message. When you click 'Print', option will be provided to select spool or print on-line.

Messages that are transmitted through mail and those cancelled should be printed. You can also choose to print the details of messages transmitted through other media types.

The system provides an option to spool the advices in PDF format. When you click the 'Print/Spool' button, you can view the selected advice in PDF file. You can also view the SWIFT tag description.

Undo

Click if you need to reverse the last action you performed on an outgoing message at 'Outgoing Messages Browser' level

Change Priority

Click if you need to change the priority, for sending a payment message which is yet to be generated.

Note

In the Background, Oracle Banking Trade Finance generates messages on the priority basis.

Resend

Click if you need to regenerate and resend a message which was generated and sent.

Release

Click if you need to release a message which is on hold.

Reinstate

Click if you need to reinstate cancelled outgoing messages.

TW Auth

Click if you are provided rights to authorize testword entered for a Telex message. While authorizing you have to reenter the testword.

Change Media

Click if you need to change the media through which a message is transmitted, before it would be generated. Media of transmission of a message is changed if there is a failure of the medium at the recipient's end.

Note

The selected media through which a message is transmitted should be available to the recipient.

Change Branch

Click if you need to send an outgoing message from another branch. Select the branch to which the message needs to be moved from the adjoining option list.

You change the branch of a message for the following reasons:

- If there is a failure of a medium at the bank's or the counterparty's end
- If the branch is located closer to the location of the customer's address.

View

Click if you need to view the contents of a generated outgoing message. Viewing multiple messages is not supported.

Authorize

Click to authorize, if you are provided authorization rights for an operation at the Messaging Branch Preferences level. Messages should be authorized before sending them.

HandOff

Click if you need to hand-off a generated message to MCS to save the date in an ASCII format.

Details

Click if you need to view the details of a generated outgoing message. Viewing details of multiple messages is not supported

On-line Auth

Click to authorize online, if you are provided online authorization rights for an operation at the Messaging Branch Preferences level. Messages should be authorized before sending them.

Copy

Click if you need to send a copy of an outgoing message to another customer involved in a contract. You will provide the following to options:

- Any-Select to implement the following changes:
 - Select media from an adjoining option list
 - Specify name of the recipient

- Specify the location of the recipient
- Specify the address of the recipient
- Original–Select to copy the message in the original form

Carry Forward

Click if you need to Carry Forward an outgoing message which is on 'Hold' for subsequent days.

Note

Messages which have been Carried Forward can be put back on Hold.

Note

If an advice is not generated, then the system generates, spools, and moves it to the client work station.

7.1.3 Trade Finance Resend Email Advice

Trade Finance Resend Email Advice (MSDTFRSD) screen is used to resend email messages.

Header will be available with search criteria. On click of populate system will display email messages in detail section.

Messages already send with Message status Handoff will be considered. Resend dropdown to be updated as Yes for messages to be resend.

On click of Save, selected messages will be marked for re-send and system to provide an override message “(*Number of Advices*) will be resent “. For instance: If five advices are marked for resent– System will display an override message “5 Advice(s) will be resent.”

Delete option will be available before authorization. On Authorize, selected messages will be marked for resend.

Message status will be updated from handoff to generate and number of copies will be incremented by 1 during authorization.

You can invoke the 'Trade Finance Resend Email Advice' screen by typing 'MSDTFRSD' in the field at the top right corner of the Application tool bar and clicking on the adjoining arrow button.

The following operations can be performed on the outgoing messages:

New, Delete, Query and Authorize

For field descriptions, refer the table below

| Message | Description |
|----------------------------------|--|
| Branch | This field displays the transaction branch. |
| Counterparty | Click to search and select from the list of active Customers. Customers indicate counter party of the transactions. User can choose the Customer. |
| Counterparty Name | Customer name will be displayed based on the counterparty selected. It is a display field. |
| Module Code | Click to search and select the module code from the list of OBTF modules (LC, LI, BC, IB, LQ). |
| Product Type | Click to search and select the product type from the list of product types based on module selected (Import LC, Export LC, Guarantees, Standby Letters of Credit, Bills and Collection). For LQ module, Product type 'Z' will be shown. |
| Contract Reference Number | Click to search and select the Contract Reference Number from the active and authorized contracts of the Branch, Counterparty, Module code and Product Type provided. |
| Event Code | Click to search and select the Event code from the list of ALL / Events triggered for the selected contract. |
| Transaction date | This field displays the current branch date and will be a display field. |

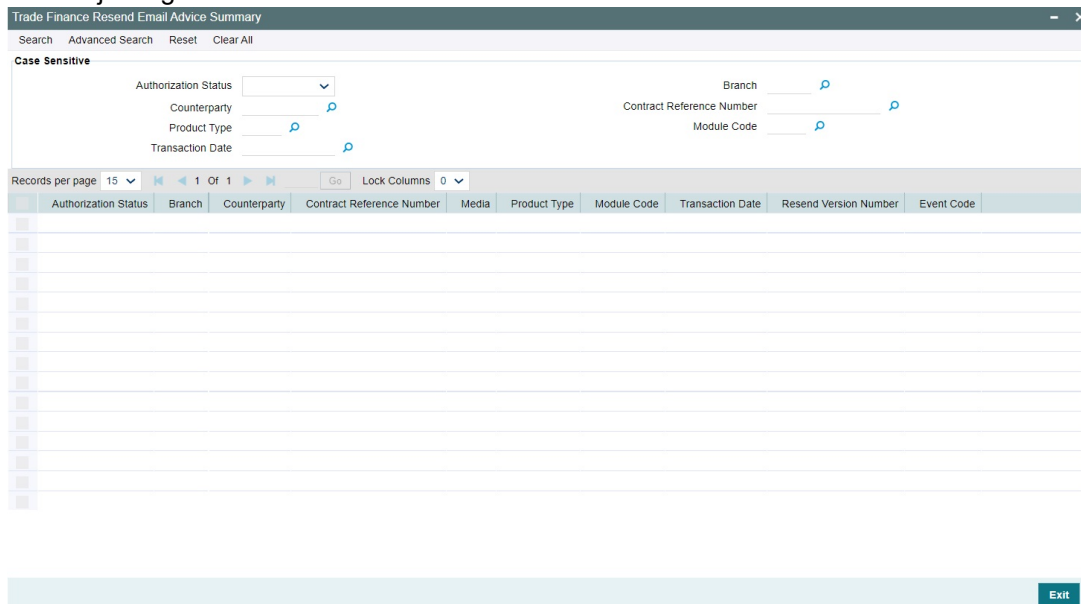
| | |
|------------------------------|--|
| Media | System will default 'Mail' and will be display field. |
| Populate | Populate button to fetch advices sent to Counterparty by email based on the search criteria |
| Remarks | Specify the remarks for the transaction. |
| Resend version number | Resend version Number to display multiple Resend processed for the transaction. |
| Detailed | |
| Resend | Select the value from the drop-down with Yes/No options. Yes to be selected to resend the email |
| DCN | DCN number generated for the message sent earlier. |
| Event Code | Indicate the event code of the message. |
| Event Description | Indicate the event description of the message. |
| Event Date | Indicate the event Date of original message. |
| Advice Name | Indicate the message type. |
| E-Mail Address | Indicate the e-mail id of original recipient. |
| Second mail copy | Indicate the registered email maintained at the customer level if different from Trade Finance Customer Address Maintenance. |
| Message Status | This field displays the real time message status. Message status will be Handoff on save, generated on authorization and Handoff once message is resent successfully. |
| Subsystems | |
| Charges | Indicate the charges call form to process charges applicable for the resend event – RSND. Not applicable for LQ contract |
| Tax | Indicate the tax call form to process tax applicable. Not applicable for LQ contract. |
| Events | Indicate the events callform/ Launch form to display events triggered for the contract. Not applicable for LQ contract |
| Remarks | Remarks call form to display Remarks. Not applicable for LQ contract. |

| | |
|---------------------|--|
| View Message | View launch form to display the mail message selected. When multiple messages are selected, system will consider the latest message as per the existing functionality |
|---------------------|--|

7.1.3.1 Trade Finance Resend Email Advice Summary

Trade Finance Resend Email Advice Summary screen (MSSTFRSD) allows the user to query messages marked for resend of email messages.

You can invoke the 'Trade Finance Resend Email Advice Summary' screen by typing 'MSSTFRSD' in the field at the top right corner of the Application tool bar and clicking on the adjoining arrow button.



For field descriptions, refer the table below

| Message | Description |
|----------------------------------|--|
| Query Fields | |
| Authorization status | Query messages marked for resend of email based on authorization status. |
| Branch | Query messages marked for resend of email based on branch. |
| Counterparty | Query messages marked for resend of email based on counterparty of the contract. |
| Module Code | Query messages marked for resend of email based on the module code. |
| Product Type | Query messages marked for Resend of email based on product type. |
| Contract Reference Number | Query messages marked for resend of email based on Contract Reference Number. |

| | |
|----------------------------------|--|
| Transaction date | Query messages marked for Resend of email based on transaction date. |
| Search | To fetch messages marked for Resend of email based on search criteria. |
| Summary Details | |
| Authorization status | Indicates the authorization status of the transaction. |
| Branch | Indicates the branch code of the transaction. |
| Counterparty | Indicates the Customer Id of the transaction. |
| Contract Reference Number | Indicates the Contract Reference Number of the transaction. |
| Media | Indicates the MAIL as Media. |
| Product Type | Indicates the product type of the transaction. |
| Module Code | Indicates the module code of the transaction. |
| Transaction Date | Indicates the transaction date. |
| Resend Version Number | Indicates the number of times RSND event is triggered. |
| Event Code | Indicate the event code of the transaction.. |

8. Retrieving an Archived Message

Archival is the process of storing old messages for future retrieval. To recall, while defining messaging preferences for your branch you have also specified the number of days for which an outgoing message should be kept in the Outgoing Message Browser.

A message will be automatically archived after the number of days that you specified in the 'Messaging Branch Preferences' screen. You can choose to retrieve the outgoing messages that have been archived by invoking the 'Message History Retrieval Summary' screen.

This chapter contains the following section:

- [Section 8.1, "Message History Retrieval Summary Screen"](#)

8.1 Message History Retrieval Summary Screen

This section contains the following topics:

- [Section 8.1.1, "Invoking Message History Retrieval Summary Screen"](#)
- [Section 8.1.2, "View Message Button"](#)

8.1.1 Invoking Message History Retrieval Summary Screen

You can invoke the 'Trade Finance Message History Retrieval Summary' screen by typing 'MSSTFUAR' in the field at the top right corner of the Application tool bar and clicking on the adjoining arrow button. The Message History Retrieval Summary screen is displayed.

Trade Finance Message History Retrieval Summary

Search Advanced Search Reset Clear All

Case Sensitive

Module Reference Number
Message Type Media
Receiver Date

Records per page 15 1 Of 1 Go Lock Columns 0

| Module | Reference Number | Message Type | Media | Receiver | Date |
|--------|------------------|--------------|-------|----------|------|
|--------|------------------|--------------|-------|----------|------|

View Message

Exit

In the above screen, you can base your queries on any or all of the following parameters and fetch records:

- Module
- Reference Number
- Message Type
- Media
- Receiver
- Date


Select any or all of the above parameters for a query and click 'Search' button. The records meeting the selected criteria are displayed.

System displays the following details pertaining to the fetched records:

- Module
- Reference Number
- Message Type
- Media
- Receiver
- Date

8.1.2 View Message Button

You can invoke the 'Trade Finance Message' screen by typing 'MSDTFVMS' in the field at the top right corner of the Application tool bar and clicking on the adjoining arrow button. .



You can view the following details in this screen:

- Reference Number
- DCN
- ESN/Version Number
- Receiver/Sender
- Message Type
- SWIFT Message Type
- Sub Message Type
- SWIFT Sub Message Type

Click 'Exit' or 'Cancel' to return to the Application Browser.

9. Processing Incoming Messages

To recall, in the 'MCS Maintenance' screen, you have indicated the Media Control Systems that are connected to the node in which the database of your branch is installed. You have also specified the media that the MCS should handle. Besides, you have specified a hand-off directory into which all incoming messages transmitted through a specific media should be stored.

The final destination of an incoming message is the end user queue. These queues represent departments responsible for acting on the received messages.

This chapter contains the following sections:

- [Section 9.1, "Incoming Messages"](#)

9.1 Incoming Messages

This section contains the following topics:

- [Section 9.1.1, "Background Processing of Incoming Messages"](#)
- [Section 9.1.2, "Manual Processing of Incoming Messages"](#)
- [Section 9.1.3, "Invoking Incoming Message Browser Screen"](#)
- [Section 9.1.4, "Linking Guarantee Issuance Contract to an Incoming Message"](#)
- [Section 9.1.5, "Operations that you can perform on an Incoming Message"](#)
- [Section 9.1.6, "Viewing Details of Incoming Message"](#)
- [Section 9.1.7, "Editing Incoming Message"](#)

9.1.1 Background Processing of Incoming Messages

All incoming messages that are intended for your bank will be handled based on the MCS specifications that you have maintained for your branch. You can choose to receive the incoming messages in the ASCII format from an MCS, and manually direct them to the appropriate queues, or indicate that the background process should automatically pickup incoming messages from an MCS and transfer them to the appropriate queues.

If you indicate that incoming messages for your branch should be processed in the background, messages will be routed to the relevant queues as and when they come in without manual intervention.

You can configure the background process to begin when the Beginning of Day process is run or you can invoke it at any time in the day. This screen (TFSJOBBER) can also be used to check whether the background process is running for outgoing and incoming messages.

Messages that are transmitted by mail will have to be handled manually. Messages transmitted through media like Telex and S.W.I.F.T. will be automatically routed to the relevant queues. A unique reference number (DCN) is assigned to each incoming message.

Incoming messages, which have an error, will be moved to the error queue.

9.1.2 Manual Processing of Incoming Messages

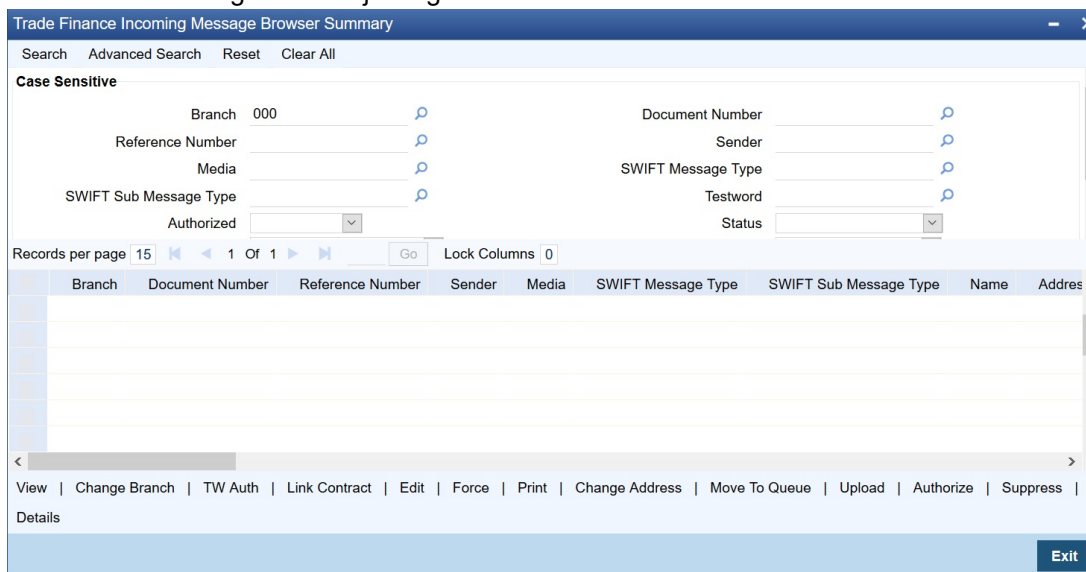
You will have to manually process incoming messages if:

- the background message process is not running
- to route messages that cannot be routed to a user queue automatically

If the background process is not running, the messages that have come in to your bank will be stored in the incoming directory located on the node at which the database of your branch is installed. To recall, you have specified this directory in the 'MCS maintenance' screen. On invoking the Incoming Message Browser, you should upload all the messages from the directory on the node. All the incoming messages will be displayed in the Incoming Browser.

9.1.3 Invoking Incoming Message Browser Screen

From the 'Trade Finance Incoming Message Browser Summary' screen, you can receive messages that have come in through the MCS connected to the node in which the database of your branch is installed. You can invoke the 'Trade Finance Incoming Message Browser Summary' screen by typing 'MSSTFIBR' in the field at the top right corner of the Application tool bar and clicking on the adjoining arrow button.



9.1.3.1 Features on Incoming Message Browser

From the Incoming Message Browser you can:

- upload incoming messages from the incoming directory on the node
- check Testwords for Telex messages
- authorize the Testword check for messages
- link an incoming message to a contract
- route the incoming messages to appropriate queues

You can query for the records based on any or all of the following:

- Branch
- Document Number
- Reference No
- Sender
- Media
- Swift Message Type
- SWIFT Sub Message Type
- Testword
- Authorized
- Status

- Suppress Message
- Process Status
- Queue

The following details of an incoming message will be displayed:

- Branch
- Document Number (DCN) assigned to the incoming message -- the DCN is the delivery control number used to identify the message.
- Reference No
- Sender- the name address and location of the sender of the message
- Media - the media through which the message was transmitted
- SWIFT Message Type of the message
- SWIFT Sub Message Type
- Customer Name – the name of the sender of the message
- Address 1–4 – the location of the sender of the message
- Location – the location of the sender of the message
- Testword (in case of a Telex message)
- Entry By
- Release Time
- Running Number
- Authorized
- Checker Date Stamp
- Checker ID
- Status
- Suppress Message
- External Reference
- Process Status
- Modification Number
- Media Control System
- Message Status
- Once Auth
- Value Date
- Amount
- PDE Flag
- Queue
- Message Sequence Number
- Customer Reference Number
- SWIFT LAU
- LAU Validation
- RTGS Network

You can set some of the above parameters to make a query. Specify the details in the respective fields and click 'Search' button to view the details.

Checking the testword for a telex message

Telex messages that come into your bank need to be checked for validity if you have specified so in the messaging branch preferences screen. This is done by entering a testword. The test word that you enter depends on the testword arrangement with the counterparty, the important aspects of the message like customer, date and currency.

If the testword you enter does not match the telex testword the message is registered as a defective message and put into the repair status.

External Reference Number

This is a unique message identification number that will be used to identify an incoming message coming from an external system. This is defined as the ICN number. On upload of an incoming message into Oracle Banking Trade Finance, this number, given by the external system, will be stored in Oracle Banking Trade Finance and passed on to the contract generated as a result of the incoming message. If the incoming message results in an outgoing message, the ICN number will be linked to the outgoing message also.

This number will help you in creating a relationship between the incoming message, the resultant contract in Oracle Banking Trade Finance, and the outgoing message, if any.

If an Incoming message results in an outgoing contract (outgoing message), Oracle Banking Trade Finance will store the External reference number (ICN Number) at the following levels.

- Incoming Message Level
- Contract Level (Resulted due to the Incoming message)
- Outgoing message (As a result of the above contract)

RTGS Network

The service identifier of the RTGS network will be picked up from field 113 of block 3 header of the incoming message and displayed here.

For TARGET 2 clearing network, the service identifier specified for the network in the 'Clearing Networks' screen will be defaulted and displayed here.

Status

You can filter the records based on the status. The drop-down list displays the following statuses:

- Unprocessed
- Processed
- Repair
- Suppressed
- Funding Exception
- Pending Cover Match
- Failed Verification
- Pending Authorization
- Pending liquidation
- Pending Auth Receipt

If the Bill Liquidation is failed for the trade related MT202 message, the status will be updated as 'L (Pending liquidation)'.

You can list all the trade related MT202 which are failed during Bill Liquidation by filtering by 'Status' as 'L'. On successful processing of Trade Related MT202, the 'Generated Ref No' is displayed with the Bill Contract Ref No in the 'Incoming Message Browser' screen.

9.1.4 Linking Guarantee Issuance Contract to an Incoming Message

You can link guarantee issuance contract to an incoming MT760 message in the Incoming Message Browser screen.

While linking the incoming MT760 message to a Guarantee contract, the system validates:

- if the reference in the Tag20 of the incoming MT760 message is same as the reference captured against the applicant bank in the guarantee contract.
- value in the Tag 23 of the incoming MT760 message linked to the contract is 'Request' for the contracts where the product type is 'G'.
- value in the Tag 23 of the incoming MT760 message linked to the contract is 'Issue' when the product type of the Guarantee contract is 'A'

An error message is displayed if the above validations fail during linking of an incoming MT760 message to guarantee contract.

After linking, the incoming MT760 message will be displayed in the 'All Messages' sub-system of the linked Guarantee contract.

9.1.5 Operations that you can perform on an Incoming Message

| Action | Operation |
|--------------------------|--|
| View Delete | <p>Viewing and deleting the contents of a message</p> <ol style="list-style-type: none"> 1. To view the contents of an incoming message: 2. Highlight the message you want to view and 3. Click the 'View Message' button on the Browser 4. The contents of the message will be displayed in a separate screen. |
| Print | <p>Printing a message</p> <p>You can choose to print the details of an incoming message. To print the details of an incoming message,</p> <ol style="list-style-type: none"> 1. Highlight the message you want to print and 2. Click the 'Print button' on the Browser <p>When you select the print option, you will be prompted to indicate whether you want to spool or directly print the message. You can also view the SWIFT tag description</p> |
| Change Branch | <p>Changing the Branch of the message</p> <ol style="list-style-type: none"> 1. Select the message for which Branch has to be changed 2. Click on "Change Branch" button. <p>The details of the message will be displayed with only the Branch field enabled. Choose the new branch from the list of values provided and save the message.</p> |
| TW Auth | <p>Authorizing a Testword</p> <p>A telex message for which you entered a testword should be authorized before it can be routed to a user queue (if you have specified so in the Branch Preferences screen).</p> <p>To authorize a test word that was entered for a telex message, click the 'TW Auth' button from the Browser on this screen.</p> <p>During the authorization of a testword the authorizer will be required to re-enter the testword.</p> |

| | |
|-----------------------------|--|
| <p>Move To Queue</p> | <p>Routing a message to a queue</p> <p>After you have made the checks that are necessary for the media through which a message is transmitted you can route the message to a user queue. To change the queue in which an incoming message should be stored:</p> <ol style="list-style-type: none"> 1. Select the message 2. Click the 'Move to Queue' button 3. Select a queue from the adjoining option list <p>The message will be automatically moved to the queue that you specify. The final destination of an incoming message is the end-user queue. These queues represent departments or printers responsible for acting on the received messages. Once a message is lodged into an end user queue, it can be viewed on-screen or printed by the users who have access to the queue.</p> <p>You can move messages from one end user queue to another as well.</p> <p>For a message that was transmitted through Telex, you should enter the testword and have it authorized before you can route it to the relevant end user queue.</p> |
| <p>Link Contract</p> | <p>Linking the message to a contract</p> <p>In the browser, select the message with which you want to associate a contract and click on the 'Link Contract' button. The Reference Number option-list is enabled for the selected message. You can select the appropriate contract from the list. The message will be subsequently associated with the contract selected here.</p> |
| <p>Upload</p> | <p>Uploading incoming messages</p> <p>If the background process for incoming messages is not running you will have to upload the messages that have come into your bank from the incoming directory on the node to which your branch is connected.</p> <p>To upload messages from the incoming directory (specified in the MCS maintenance screen) click the 'Upload' button. All messages that were stored in the Incoming Directory will be uploaded to Oracle Banking Trade Finance and displayed in the Incoming Message Browser.</p> |
| <p>Edit</p> | <p>Editing the Incoming Message</p> <p>Click 'Edit Message' button if you wish to make changes to the SWIFT message, especially the messages marked for repair. This is explained in the next Section.</p> |

| | |
|-------------------------|---|
| <p>Authorize</p> | <p>Authorizing the Incoming Message</p> <p>Use 'Authorize' button to authorize the message. All the amendments made to a SWIFT payment message have to be authorized by a user with appropriate authorization rights. At the time of authorizing, Oracle Banking Trade Finance will display the earlier version of the SWIFT payment message along with the amended version, in the same window.</p> <p>A list of all the errors due to which the message was marked for repair is also displayed. The authorizer can view all the errors and also verify the changes that were made to correct them. After verification, if all the details are found to be appropriate, the message is authorized.</p> <p>Oracle Banking Trade Finance maintains a detailed audit log of all amended SWIFT Payment Messages. The following details are captured for each authorized message:</p> <ul style="list-style-type: none"> • User ID of the person who authorized the amendments • Date and time of authorization <p>At any point during the verification and authorization process, the authorizer can choose to cancel the entire operation without changing the status of the message.</p> |
| <p>Force</p> | <p>Force Releasing Messages</p> <p>Use 'Force Release' button to forcibly release all Payment Message Transactions with 'Funding Exception' status and insufficient funds. In other words, the system will post the required accounting entries for such transactions regardless of insufficient funds in the accounts. However, an override will be displayed. The system will also maintain a detailed audit trail for such transactions. A user with appropriate rights can perform this function.</p> |

| | |
|------------------------------|---|
| <p>Suppress</p> | <p>Suppressing the Incoming Message</p> <p>To suppress a message, click 'Suppress' button in the Incoming Browser and invoke the 'Suppress Message' screen. The following options are available to suppress a Payment Message:</p> <ul style="list-style-type: none"> • Suppress Message Generation • Suppress Full • No Suppress <p>Specifying the 'Suppress Message Generation' option</p> <p>If you select this option, Oracle Banking Trade Finance will stop the generation of the Payment Message. However, the system will post the necessary accounting entries for the messages being suppressed.</p> <p>Indicating the 'Suppress Full' option</p> <p>If you select the full suppress option for a message, the system will not post the related accounting entries. Advice generation will also be stopped. In other words, the system will not pick up the Payment Message for any further processing.</p> <p>Specifying the 'No Suppress' option</p> <p>A message marked with the 'No Suppress' option will be processed like any other normal Incoming SWIFT Payment Message.</p> <p>Specifying the remarks for a suppressed message</p> <p>You can specify the reason for suppressing a Payment Message in the 'Remarks' field.</p> |
| <p>Change Address</p> | <p>Receiver address details can be modified if logged in user has privileges</p> |

Click 'Exit' or 'Cancel' to return to the Application Browser.

9.1.6 Viewing Details of Incoming Message

You can view an incoming message in the Incoming Message Summary screen by selecting the message and clicking 'Details' button.

The following details regarding the incoming message are displayed in the above screen:

- DCN
- Reference Number
- Sender
- Media
- Swift Message Type
- Queue
- Operation
- Status
- Currency
- Amount
- Value Date
- External Reference Number
- Multi Credit Reference Number
- Branch
- Media Control System
- Node
- Test Word
- Repair Reason
- Name
- Address
- Location
- Process
- PDE Flag
- Suppress Options
- Remarks
- Auth By
- Entry By
- Mod No
- Checker Date Stamp
- Maker Date Stamp
- Suppress Status
- Funding Exception Status
- Cover Match Status
- Authorization Status

9.1.7 Editing Incoming Message

An incoming message can be edited by invoking the 'Edit' function in the Incoming Messages Browser. On pressing the 'Edit Message' button, the message is displayed in edit mode. Only a user with requisite rights for editing can edit an incoming message.

The screen is as shown below:

Trade Finance Edit Swift Message

Reference No Current Version Remove Trailer

Sender Previous Version Mod Number

SWIFT Message Type

New Message 1 Of 1

| Fields | Field Tag | Field Value | Desc |
|--------|-----------|-------------|------|
|--------|-----------|-------------|------|

Old Message 1 Of 1

| Fields | Field Tag | Field Name | Field Value |
|--------|-----------|------------|-------------|
|--------|-----------|------------|-------------|

Message Trailer Old Message Trailer

If editing is possible for the user, the message is displayed and is available for amendment. The list of fields, which can be modified are maintained through back-end database tables appropriately during implementation of Oracle Banking Trade Finance. Most typically, fields like amount, currency would be maintained as non-modifiable whereas fields such as value date could be maintained as modifiable. Based on the maintenance in these tables, the appropriate fields are enabled for amendment.

On saving the amendment of the message, a new version is created and must be authorized. The screen shown above displays two versions of an incoming message. If the verifier needs to reject the change for any reason the same can be mentioned in the 'Reject Reason' field.

Note

In the case of incoming messages with a PDE trailer, the 'PDE Flag' check box in the 'Incoming Message Browser' screen will be checked. In the 'Edit Message' screen, check 'Remove Trailer' option to remove the PDE trailer (message contains the text `{'PDE:'}`) and save the message.

10. Defining Free Format Messages

In the course of your daily banking operations you may want to generate messages that are not automatically generated by the system or you may have to communicate a message that is very specific to a customer. You can enter the details of such messages in the form of a free format message.

The details of a Free Format Message can be entered in the Free Format Message Maintenance screen. In this screen some of the details you can indicate are:

- The format of the message
- The recipient of the message
- The media through which the message should be transmitted
- The address and location to which the Free Format Message should be sent

This chapter contains the following sections:

- [Section 10.1, "Free Format Message Maintenance"](#)
- [Section 10.2, "Common Group Message Maintenance"](#)
- [Section 10.3, "FFT Template Maintenance"](#)

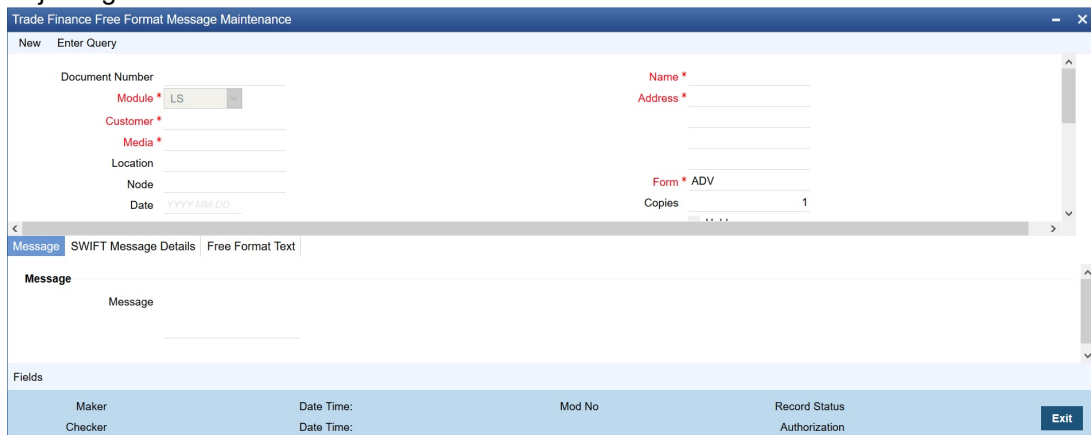
10.1 Free Format Message Maintenance

This section contains the following topics:

- [Section 10.1.1, "Invoking Free Format Message Maintenance Screen"](#)
- [Section 10.1.2, "Message Tab"](#)
- [Section 10.1.3, "SWIFT Message Details Tab"](#)
- [Section 10.1.4, "Free Format Text Tab"](#)
- [Section 10.1.5, "Saving the Record"](#)

10.1.1 Invoking Free Format Message Maintenance Screen

You can also invoke the 'Trade Finance Free Format Message Maintenance' screen by typing 'MSDTFFFT' in the field at the top right corner of the Application tool bar and clicking on the adjoining arrow button. The screen is shown below:



10.1.1.1 Features of Free Format Message Screen

You can specify the following details on this screen.

Document Number

System generates the document number on save.

Module

Select the module from the drop-down menu, for which you are entering the details in this screen.

Customer

Select the code of the customer to whom the message is addressed, from the option list. If the recipient is not a customer of your bank, then specify his/her name in this field.

Media

You can indicate the media through which the Free Format Message should be transmitted. The media through which you can channel a Free Format Message depends on the media types that you have maintained for your branch in the 'Media Maintenance' screen. You can choose a media code from the option list that is available.

Location

You should also specify the location of the address. To recall, the location that you specify for an address is the unique identifier between the other addresses of the customer for a given media.

The address of the customer will be automatically displayed based on the customer-location-media combination that you indicate if it has already been maintained in the system.

Node

You can indicate the node from where this Free Format Message has to be generated.

Name

In the case of a walk-in customer, enter the name of the customer to whom the message is to be addressed. If the recipient of the message is a customer of your bank, the customer's name will be automatically displayed when you indicate the customer's CIF number in the "Customer" field.

Address

If the recipient of the message is a customer of your bank, the customer's address will be automatically displayed based on the Customer-Media-Location combination that you have specified.

You will be required to enter the address in the case of a Walk-in customer. The format of the address depends on the media through which the Free Format Message is transmitted.

If the address is for the media type Mail, you can enter the customer's address in the four rows under this field. Each line that you enter can contain a maximum of 35 characters.

If the media of transmission is Telex, the address should be expressed numerically.

If you are defining a SWIFT address, the address should be of eight or eleven alphanumeric characters.

Contract Reference

You can indicate the code assigned to the customer who is the recipient of the message. This is the code that you assigned to the customer in the Customer Information File (CIF). This option list displays all the contract reference number for those branches for which you have access right.

External Reference Number

The system displays external reference number on save.

Form

If the message to be sent is in the form of a template, you can choose the template from the option list.

Hold

Messages that are put on hold are temporarily stopped from being generated. If you have indicated that messages should be generated in the background, the Free Format Message that you have defined will be immediately sent when you save the record. If for some reason you do not want to immediately send the message, you can place it on hold. In this case, the message will appear in the Outgoing Message Browser, but will be in the hold status. You will have to release the message before you generate it from the Outgoing Browser.

Copies

Enter the number of copies of the Free Format Message that should be sent to the customer at the time it is generated.

If you indicate that more than one copy should be sent to a location, the first message will be the original and the others will be marked as 'copy'.

Testword Required

Indicate whether a test word needs to be inserted the telex message manually before it is generated from your branch.

The following details are displayed on the screen:

- Reference Number
- Date
- Tags

10.1.1.2 Importing Advice Format from an ASCII File on the Server

The server indicates the machine on which the database of your bank is installed. To import a format from an ASCII file on the server:

- Select the radio button against 'Server'.
- Specify the full path to the file on the server which contains the format you want to import.
- Thereafter, click 'Import' button.

The file containing the format of the message will be displayed on the screen.

10.1.1.3 Importing Advice Format from ASCII File on Client

Client refers to your own machine. To import a format from an ASCII file on the client:

- Click against the field marked Client,
- Specify the full path to the file on the client which contains the format you want to import, and
- Thereafter, click 'Import' button.

The file containing the format of the message will be displayed on the screen.

10.1.2 Message Tab

You can enter the details of a Free Format Message either by:

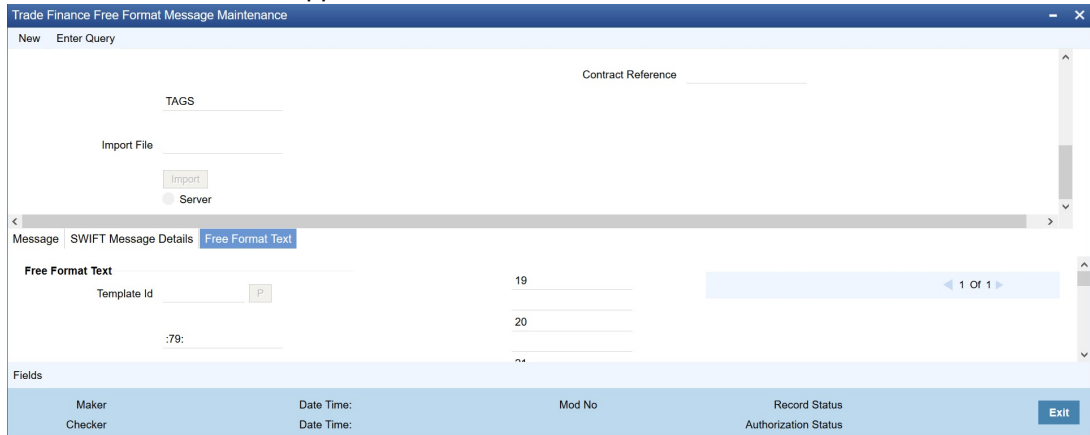
- Using the format editor on the screen, or

- Importing the format from an ASCII file. This can be located either on the server or the client.

Template ID

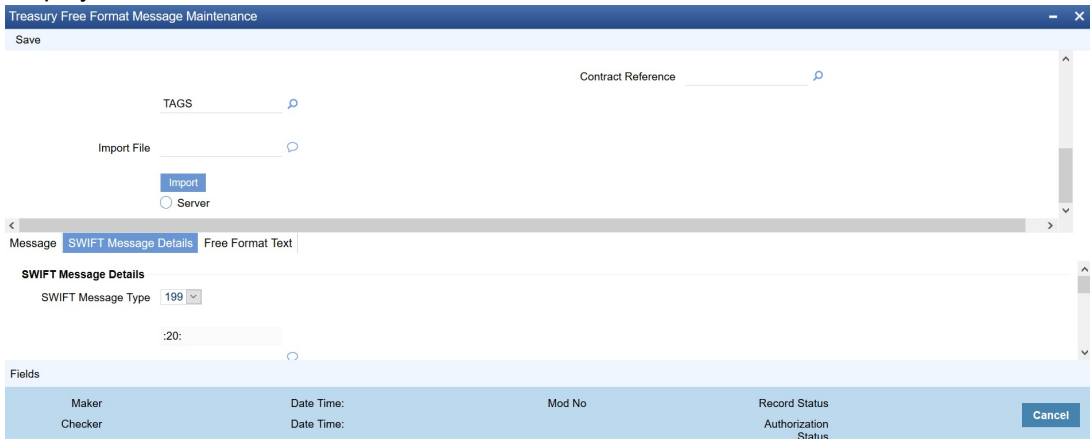
Select template id from the option list.

Click 'P' button to populate the template details into field 79 by resolving the substitution variables. You can modify the fields under Tag 79. However, the substitution variables are already resolved and defaulted. While modifying the message, you should specify the values directly and not the substitution variables again. System formats the amount and date based on default format at the application level.



10.1.3 SWIFT Message Details Tab

You can view the SWIFT messages by clicking the 'SWIFT Messages' tab. The screen will be displayed as follows.



10.1.4 Free Format Text Tab

To enter a format using the format editor, click free format text icon positioned next to the text of the message. In the note pad that is invoked you can actually tailor an advice to suit your requirements. Keywords to format the advice (similar to what is used in the Advice Format Maintenance) can be used here too in order to get the desired format. The following table contains a comprehensive list of the key words that can be used in the format editor.

| Keyword | Significance |
|---------|--|
| #NL | Indicates the number of lines that should be contained in a page when the message is printed |

| | |
|-----------|---|
| #NC | Indicates the number of columns that should be contained in a page when the message is printed |
| #RH | Indicates the start of the Report Header section |
| #PH | Indicates the beginning of the Header for a page |
| #EH | Indicates both the end of the Header section of the report or the end of Header section of a page |
| #RF | Indicates the start of the Report Footer section |
| #PF | Indicates the start of the Footer of a page |
| #EF | Indicates both the end of the Footer of a report or page |
| #B | Indicates the start of the body of the message |
| #EB | Indicates the end of the body of the message |
| #CL | Indicates that you can collapse a line |
| #EC | Indicates the end of a line that you have collapsed |
| #LOOP | Indicates the beginning of a loop |
| #END-LOOP | Indicates the end of a loop |
| #IF | Indicates a Conditional section |
| #ANDIF | Indicates a Conditional section |
| #ORIF | Indicates a Conditional section |
| #ENDIF | Indicates the end of a Conditional section |

A Free Format Message will be sent depending on your specifications in the 'Background Process' screen.

- If the background process is running, a free format text that you define will be immediately sent at the time you save the record.
- If the background process is not running, the Free Format Message that you have defined will be displayed in the Outgoing Message browser from where you can process as you would any other outgoing message.

10.1.5 Saving the Record

After you have made the mandatory entries, save the record. A free format record that you have defined should be authorized by a user bearing a different login ID, before the End of Day (EOD) process is run. Click 'Exit' or 'Cancel' to return to the Application Browser.

10.2 Common Group Message Maintenance

This section contains the following topics:

- [Section 10.2.1, "Maintaining Common Group Messages"](#)
- [Section 10.2.2, "Saving the Record"](#)

10.2.1 Maintaining Common Group Messages

You can maintain common messages that need to be sent to a group, in the 'Trade Finance Common Group Message Maintenance' screen. You can invoke the 'Common Group Message Maintenance' screen by typing 'MSDTFCGM' in the field at the top right corner of the Application tool bar and clicking the adjoining arrow button.

The screenshot shows the 'Trade Finance Common Group Message Maintenance' application window. The interface includes a header with 'New' and 'Enter Query' options. The main form area contains several input fields: 'Customer', 'Reference Number *' (highlighted in red), 'Media' (with a dropdown menu showing 'SWIFT'), 'Location', 'Node', 'Date', 'Swift Message Type', and 'Response To' (with a dropdown menu showing 'Incoming'). On the right side, there are fields for 'Name', 'Address' (with sub-fields for Address 1, 2, 3, and 4), 'Form', 'Number of Copies' (set to 1), and a 'Hold' checkbox. Below these fields is a 'Reference Number for Query' field. At the bottom of the form, there is an 'Import File' field with an 'Import' button and a radio button for 'Server'. A 'Fields' section at the bottom of the window lists 'Maker', 'Checker', 'Date Time', 'Mod No', 'Record Status', 'Authorization Status', and an 'Exit' button.

You can specify the following details in this screen:

Customer

Select the code of the customer to whom the message is addressed, from the option list.

Media

The media through which the common group message is transmitted is displayed here. 'SWIFT' is displayed, by default.

Location

Specify the location of the address. The location of an address is the unique identifier between the other addresses of the customer for a given media.

Node

Select the node at which the database of your branch is installed, from the option list provided.

Name

Specify the name of the customer to whom the message is to be addressed. If the recipient of the message is a customer of your bank, the customer's name will be automatically displayed when you specify the customer code.

Address 1-4

If the recipient of the message is a customer of your bank, the address gets automatically displayed based on the Customer-Media-Location combination that you have specified.

You need to specify the address in case of a walk-in customer.

Form

Select a template from the option list, if you wish to send the message in the form of a template.

SWIFT Message Type

Specify the type of the SWIFT message to be sent to the customer from the adjoining option list.

Number of Copies

Specify the number of copies of the message that should be sent to the customer at the time it is generated.

Response To

Select the type of the previous SWIFT message, in response to which the common group message is being sent. The following options are provided in the drop-down list:

- Incoming
- Outgoing

Reference Number for Query

When a common group message is sent, the reference number specified here will help to query and fetch the original message date and MT type from the Incoming/Outgoing Browser, depending on the value of 'Response To'.

Hold

Check this box to indicate that you want to keep the generation of the message on hold. Messages that are put on hold are temporarily stopped from being generated. The message will have to be released before it can be generated.

Import File

Specify the full path of the file on the server which contains the format you want to import.

Server

Select this option to import a format from an ASCII file on the server. The server indicates the machine on which the database of your bank is installed.

The following fields are displayed on this screen:

Reference number

This is the system generated unique reference number for the message, called DCN.

Date

The Date defaulted will be the system date.

71B – Details of Charges

Specify charge details for the specified message type from the adjoining option list.

The following options are available for MT n90 and MT n91 messages, if you have selected Category 1 or Category 2 message types:

| Code | Description | Reason |
|------|------------------|--|
| AMND | Amendment | Payment order was changed based on a request to do so from the (original) sending bank or as a result of receiving amended information from the (original) sending bank. |
| CANF | Cancellation Fee | Used when fees are assessed for cancellation of a payment. |
| CLEF | Clearing Fee | Used when fees are assessed for standard processing of financial institution type transfers (Category 2 MT payments). |
| INVS | Investigation | Used when charges are being assessed for investigation or request for information required to complete payment processing. |

| | | |
|------|--------------------------|--|
| NSTP | Non STP charge | Charge for a payment that required an intervention during processing. |
| OURC | OUR charging option used | Claim is being submitted in response to receiving a customer payment (Category 1 MT payment) with OUR in field 71A Details of Charges. |

Template ID

Select template id from the option list. On clicking 'P' button, the template details are defaulted into field 79 by resolving the substitution variables. You can modify the fields under Tag 79. While modifying the message, you have to specify the values directly and not the substitution variables again.

Click 'Import' button to import the file and display the format of the message on the screen.

The following common group messages are supported for Trade :

| MT | MT Name |
|-----|---|
| n90 | Advice of Charges, Interest and Other-Adjustments |
| n91 | Request for Payment of Charges, Interest and Other Expenses |
| n92 | Request for Cancellation |
| n95 | Queries |
| n96 | Answers |
| n98 | Proprietary Message |
| n99 | Free Format |

10.2.2 Saving the Record

Save the record after specifying the mandatory details and click 'Exit' or 'Cancel' button to return to the Application Browser.

10.3 FFT Template Maintenance

This section contains the following topics:

- [Section 10.3.1, "Maintaining SWIFT FFT Template"](#)

10.3.1 Maintaining SWIFT FFT Template

System has the facility to create SWIFT templates for free format messages with the help of resolver for predefined variable fields (for example; amount, applicant/beneficiary name, tenor, maturity etc.). This helps avoiding predation of message which are repetitive in nature for example bill acceptance message, availment confirmation or payment tracers etc. A dictionary of field resolvers is available in Oracle Banking Trade Finance. You can create template as and when required with the combination of hard coated text and the field resolvers.

You can define templates for Free Format Messages which contains Template id, Language code and Free Format Text (Only for MT499 and MT799) using the 'Trade Finance Swift FFT Template screen Maintenance' screen. You can invoke this screen by typing 'MSDTFFTM' in the field at the top right corner of the Application tool bar and clicking the adjoining arrow button.

The screenshot shows a software window titled "Trade Finance Swift FFT Template Maintenance". At the top left, there are buttons for "New" and "Enter Query". The main content area is labeled "FFT Details" and contains the following fields:

- Template Id *
- Language Code *
- Free Format Text
- SWIFT Message Type (dropdown menu showing MT499)

At the bottom of the window, there are labels for "Maker", "Checker", "Date Time:", "Mod No", "Record Status", and "Authorization Status". An "Exit" button is located in the bottom right corner.

Specify the following details:

Template ID

Specify the template id.

Language Code

Specify a valid language code. The adjoining option list displays all the valid language code maintained in the system. You can choose the appropriate one.

Free Format Text

Specify the Substitution Variables. You can identify these variables by prefixing them with '@' or by some other special character.

Swift Message Type

Select the Swift Message type from the drop-down list. You have the following options:

- MT799
- MT499
- MT999
- MT750

Following are the substitute variables:

| Message | Substitution Variables | Description |
|----------------|---|------------------------------|
| MT799 | LC_AMOUNT | LC Amount |
| | LC_CCY | LC Currency |
| | LC_LIABILITY | LC Outstanding Amount |
| | ISSUE_DATE | LC Issue Date |
| | LC_TENOR | LC Tenor |
| | EXPIRY_DATE | LC Expiry Date |
| | EXPIRY_PLACE | LC Expiry Place |
| | CLOSURE_DATE | LC Closure Date |
| | LC_CONTRACT_REF | LC Contract Reference Number |
| | LC_USER_REF | LC User Reference Number |
| | SHIPMENT_FROM | Shipment From |
| | SHIPMENT_TO | Shipment To |
| | PORT_LOADING | Port of Loading |
| | PORT_DISCHARGE | Port of Discharge |
| | CREDIT_AVL_WITH | Credit Available with |
| | INCO_TERM | Inco Term |
| | APPLICABLE_RULE | Applicable Rule |
| | BENEFICIARY | Beneficiary |
| | APPLICANT | Applicant |
| | REIMB_BANK | Reimbursing Bank |
| OLD_BEN | Old Beneficiary before the amendment | |
| OLD_REM | Old Reimbursing bank before the amendment | |

| Message | Substitution Variables | Description |
|---------------|------------------------|--|
| MT499 | OLD_ADV | Old Advising bank before the amendment |
| | APP_BANK | Applicant Bank |
| | CLAIM_BANK | Claiming Bank |
| | CNF_BANK | Confirming Bank |
| | ADV_BANK | Advising Bank |
| | ADV_THRU_BANK | Advice Thru Bank |
| | LATEST_SHIPMENT_DATE | Latest Shipment Date |
| | SHIPMENT_PERIOD | Shipment Period |
| | CONFIRMED_AMT | Confirmed LC Amount |
| | UNCONFIRMED_AMT | Unconfirmed LC Amount |
| | AVAILED_AMOUNT | Availed Amount |
| | REB_UT_AMOUNT | Reimbursement Amount undertaken |
| | REB_NUT_AMOUNT | Reimbursement Amount not undertaken |
| | DRAWER | Drawer |
| | DRAWEE | Drawee |
| | FORFAIT_HOUSE | Forfaiting house / bank |
| | REMIT_BANK | Remitting Bank |
| | COL_BANK | Collecting Bank |
| | DISC_BANK | Discounting Bank |
| | NEGO_BANK | Negotiating Bank |
| | TRF_BANK | Transferee Bank |
| | BILL_AMT | Bill Amount |
| | BILL_CCY | Bill Currency |
| | OS_AMOUNT | Bill Outstanding amount |
| | VALUE_DATE | Bill Value date |
| | TRANSACTION_DATE | Bill transactions date |
| | TRANSIT_DAYS | Transit days |
| | BILL_TENOR | Bill Tenor |
| BILL_MATURITY | Bill Maturity date | |

| Message | Substitution Variables | Description |
|----------------|-------------------------------|--|
| | LIQUIDATION_DATE | Bill Liquidation date |
| | INCO_TERM | Inco Term |
| | OUR_LC_REF | Our LC Ref No |
| | THEIR_LC_REF | Their LC Ref No |
| | BC_CONTRACT_REF | BC Contract Reference Number |
| | BC_USER_REF | BC User Reference Number |
| | BROK_DETAILS | Broker, Brokerage and Brokerage Currency |
| | SHIPMENT_FROM | Shipment From |
| | SHIPMENT_TO | Shipment To |

| Message | Substitution Variables | Description |
|----------------------|-------------------------------|---|
| MT999 | LC_CCY | LC Currency |
| | LC_LIABILITY | LC Outstanding Amount |
| | ISSUE_DATE | LC Issue Date |
| | LC_TENOR | LC Tenor |
| | EXPIRY_DATE | LC Expiry Date |
| | EXPIRY_PLACE | LC Expiry Place |
| | CLOSURE_DATE | LC Closure Date |
| | LC_CONTRACT_REF | LC Contract Reference Number |
| | LC_USER_REF | LC User Reference Number |
| | SHIPMENT_FROM | Shipment From |
| | SHIPMENT_TO | Shipment To |
| | PORT_LOADING | Port of Loading |
| | PORT_DISCHARGE | Port of Discharge |
| | CREDIT_AVL_WITH | Credit Available with |
| | INCO_TERM | Inco Term |
| | APPLICABLE_RULE | Applicable Rule |
| | BENEFICIARY | Beneficiary |
| | APPLICANT | Applicant |
| | REIMB_BANK | Reimbursing Bank |
| | OLD_BEN | Old Beneficiary before the amendment |
| | OLD_REM | Old Reimbursing bank before the amendment |
| | OLD_ADV | Old Advising bank before the amendment |
| | APP_BANK | Applicant Bank |
| | CLAIM_BANK | Claiming Bank |
| | CNF_BANK | Confirming Bank |
| | ADV_BANK | Advising Bank |
| | ADV_THRU_BANK | Advice Thru Bank |
| LATEST_SHIPMENT_DATE | Latest Shipment Date | |
| SHIPMENT_PERIOD | Shipment Period | |

| Message | Substitution Variables | Description |
|---------|------------------------|--|
| | CONFIRMED_AMT | Confirmed LC Amount |
| | UNCONFIRMED_AMT | Unconfirmed LC Amount |
| | AVAILED_AMOUNT | Availed Amount |
| | REB_UT_AMOUNT | Reimbursement Amount undertaken |
| | REB_NUT_AMOUNT | Reimbursement Amount not undertaken |
| | DRAWER | Drawer |
| | DRAWEE | Drawee |
| | FORFAIT_HOUSE | Forfaiting house / bank |
| | REMIT_BANK | Remitting Bank |
| | COL_BANK | Collecting Bank |
| | DISC_BANK | Discounting Bank |
| | NEGO_BANK | Negotiating Bank |
| | TRF_BANK | Transferee Bank |
| | BILL_AMT | Bill Amount |
| | BILL_CCY | Bill Currency |
| | OS_AMOUNT | Bill Outstanding amount |
| | VALUE_DATE | Bill Value date |
| | TRANSACTION_DATE | Bill transactions date |
| | TRANSIT_DAYS | Transit days |
| | BILL_TENOR | Bill Tenor |
| | BILL_MATURITY | Bill Maturity date |
| | LIQUIDATION_DATE | Bill Liquidation date |
| | INCO_TERM | Inco Term |
| | OUR_LC_REF | Our LC Ref No |
| | THEIR_LC_REF | Their LC Ref No |
| | BC_CONTRACT_REF | BC Contract Reference Number |
| | BC_USER_REF | BC User Reference Number |
| | BROK_DETAILS | Broker, Brokerage and Brokerage Currency |
| | SHIPMENT_FROM | Shipment From |
| | SHIPMENT_TO | Shipment To |

| Message | Substitution Variables | Description |
|---------|------------------------------|--|
| MT750 | 71DCHARGES | 71D Charges To Be Deducted |
| | 33BADDLAMNT | 33B Additional Amount |
| | 73CHGTOBEADD | 73A Charges To Be Added |
| | 34BTOTAMTPD | 34B Total Amount To Be Paid |
| | SND2RECM750 | 72Z Sender To Receiver Information |

In case of a Bill contract under an LC, the system resolves all tags applicable to MT799 and MT499. In such cases, the tags related to Bills are resolved based on the corresponding Bill contract. Similarly, the tags related to LC are resolved based on the LC contract which is linked to the Bill contract.

In case of changing in Reimbursing Bank, party id from LC and LI amendment screens, system supports generation of MT799 and MT759.

11. Making Query

When you are in the Outgoing or Incoming Message Browser, all the messages that were transmitted from and received at your branch are displayed. This may amount to hundreds of messages. To avoid wading through this mass of data, you can make a query to obtain information that is relevant to you at a particular time.

For example, you may want to obtain information on the messages that were sent to just two customers, on a specific date. Or you may want to see all outgoing messages across modules, sent during a specific period. The Advanced Search function makes this possible for you.

This chapter contains the following section:

- [Section 11.1, "Advanced Search"](#)

11.1 Advanced Search

This section contains the following topics:

- [Section 11.1.1, "Invoking Advanced Search Screen"](#)
- [Section 11.1.2, "Making Query based on more than one criterion"](#)
- [Section 11.1.3, "Selecting Same Criterion to Apply One or More Conditions"](#)
- [Section 11.1.4, "Ordering Details of Query"](#)
- [Section 11.1.5, "Using Wildcards to make Query"](#)

11.1.1 Invoking Advanced Search Screen

To make an advanced search, click 'Advanced Search' button either from the Outgoing or Incoming Browser as the case may be. The 'Advanced Summary' screen is displayed.

The Query screen, will display all the fields that appear in the messaging module. These fields form the criteria based on which you can make a query.

If you do not wish to carry the query through, click 'Clear Query' button. The query screen is cleared and you can proceed to make a new query.

11.1.2 Making Query based on more than one criterion

Suppose you want to obtain information based on more than one criterion. For example, you may want to view the details of all the guarantees generated for the Letters of Credit module from your branch located at London.

Procedure

The procedure to make such a query involves the following steps:

| Action | Button |
|--------|-------------------|
| Accept | The Accept button |
| And | The And button |

Step 1

Select 'Module' under 'Fields', and then from the Operator drop-down list choose Equal To and LC under Value. Then click the Accept button.

Step 2

Click the 'And' button. Repeat step one with the criteria value, as Message type, select Guarantee under value clicking accept and add buttons in the sequence described for the first criterion.

Step 3

Click the 'And' button. Repeat step one with the criteria value, as Branch select London under Value clicking accept and add buttons in the sequence described for the first criterion.

Step 4

The query that you have made will be displayed in the Query screen. Check it for correctness and click 'OK' button.

The Outgoing Message Browser will display details of all the Guarantees generated for the LC module from your branch at London.

11.1.3 Selecting Same Criterion to Apply One or More Conditions

Now, you may want to make a query to see the debit advices (in the Letters of Credit module) that were generated from the London branch involving three different customers (Wendy Klien, Silas Reed and Keturah Smith).

This involves specifying a customer code one by one all of which come under the same criterion module -- LC (listed out under Fields) and indicating a message type for which you want details. This is where the 'Or' button on the query screen comes into play. You can choose to use the keyboard to key in the query or you can follow the following procedure to make a query.

Procedure

Step 1

Select Module under Fields, and then from the Operator drop-down list choose Equal To and LC under Value. Then click the 'Accept' button.

Step 2

Click the And button. Repeat step one with criteria Field as "Branch", Operator being "Equal To" and "London" under Value. Click the 'Accept' and 'Add' buttons in the sequence described in Step 1.

Step 3

Click the And button. Repeat step one for Field with the criteria value, as Message Type. Then select Debit message under Value clicking the 'Accept' and 'Add' buttons in the sequence described for the first criterion.

Step 4

To cull out details of the debit advices involving these three customers, click the And button. Repeat Step 1 with the 'Field' as 'Name'. Select say Ms. Keturah Smith under Value. Then click the accept button.

To select another customer, click the Or button and then click Name in the Fields list, specify the Operator as Equal To and pick out the customer name Mr. Silas Reed from the Value option list then click the Accept button.

Repeat the process for the third customer, Ms. Wendy Klien.

Step 5

The query that you have made is displayed on the Query screen.

MODULE = LC AND BRANCH = LONDON AND MSG_TYPE = DR_ADV AND NAME = SILAS REED OR NAME = KETURAH SMITH OR NAME = WENDY KLIEN

Check it for correctness and click 'Ok' button to see the query through. The Outgoing Message Browser will display details of all the debit advices generated for the LC module from your branch at London to the three customers that you specified.

11.1.4 Ordering Details of Query

Oracle Banking Trade Finance also provides you the option to order the information that you have made a query on. You can further specify that the ordered information should be arranged in ascending or descending order.

Suppose you have made a query to obtain details of the debit messages that were generated by the Data Entry module of Oracle Banking Trade Finance, and you wish to order the information in the ascending order of the customer to whom the message was sent.

Make the query following the procedure detailed under the head making a Query after you have specified the entire criterion for the query, select the required ordering option from the Order By drop-down list. The list contains the following options:

- Ascending

- Descending

Click the option of your choice, say, Descending.

Click the 'Accept' button and click 'Ok'. The details of the query that you have made will be displayed on the Outgoing Browser ordered on the basis of the customer to whom the message was sent. The details will further be sorted in the alphabetic order.

If you decide to cancel the ordering you have specified, click 'Clear Query'. The screen clears and you can specify a new order.

11.1.5 Using Wildcards to make Query

You need not always specify the criteria for a query. You can use wild cards such as:at oa

| Wild Card | Description | Implication |
|-----------|-------------|--|
| _ | Underscore | To match a single character |
| % | Percent | To match any string of multiple characters |

Using %

For instance, if you have to check the messages relating to one particular Loans product LD01, you can query for records with Reference Number like '%LD01%' since all the contract reference numbers with that product will invariably contain that string.

Once you click the Accept button and make a query, the 'Outgoing Message Browser' screen displays all the Free Format Texts.

Using And

When you are searching for strings of specific length which vary in only one character – for instance, all branches like 001, 002, 003 – can be represented as 00_. Searching for 00_ will fetch all the messages for all these three branches.

12. Processing SWIFT Messages

SWIFT is the 'Society for Worldwide Interbank Financial Telecommunication', a member-owned cooperative through which the financial world conducts its business operations with speed, certainty and confidence. SWIFT enables customers to automate and standardise financial transactions, thereby lowering costs, reducing operational risk and eliminating inefficiencies from their operations.

SWIFT is solely a carrier of messages. It does not hold funds nor does it manage accounts on behalf of customers, nor does it store financial information on an on-going basis. As a data carrier, SWIFT transports messages between two financial institutions. This activity involves the secure exchange of proprietary data while ensuring its confidentiality and integrity.

There are four key areas that SWIFT services fall under within the financial marketplace. They are Securities, Treasury and Derivatives, Trade Services, and Payments & Cash Management.

SWIFT messages consist of five blocks of data including three headers, message content, and a trailer. They are identified in a consistent manner. They all start with the literal 'MT' which denotes Message Type. This is followed by a 3-digit number that denotes the message type, category, and group. The following are the categories of a message:

| Category | Description |
|------------|--|
| Category 1 | Customer Payments and Cheques |
| Category 2 | Financial Institution Transfers |
| Category 3 | Treasury Markets - Foreign Exchange, Money Markets and Derivatives |
| Category 4 | Collections and Cash Letters |
| Category 5 | Securities Markets |
| Category 6 | Treasury Markets - Metals |
| Category 7 | Documentary Credits and Guarantees |
| Category 8 | Travellers Cheques |
| Category 9 | Cash Management and Customer Status |
| Category n | Common Group Messages |

Oracle Banking Trade Finance interfaces with external payment system for generation of Category 1: Customer Payments and Cheques and Category 2: Financial Institution Transfers messages.

The following SWIFT message types are generated for the various transfers that are initiated through Oracle Banking Trade Finance.

This chapter contains the following sections:

- [Section 12.1, "Collections and Cash Letters"](#)
- [Section 12.3, "Documentary Credits"](#)
- [Section 12.4, "Guarantees and Standby Letter of Credit"](#)
- [Section 12.5, "Common Group Messages"](#)

12.1 Collections and Cash Letters

This section contains the following topics:

- [Section 12.1.1, "MT 400 Advice of Payment"](#)
- [Section 12.1.2, "MT 410 Acknowledgement"](#)
- [Section 12.1.3, "MT 412 Advice of Acceptance"](#)
- [Section 12.1.4, "MT 416 Advice of Non-Payment/Non-Acceptance"](#)
- [Section 12.1.5, "MT 420 Tracer"](#)
- [Section 12.1.6, "MT 422 Advice of Fate and Request for Instructions"](#)
- [Section 12.1.7, "MT 750 Advice of Discrepancy"](#)

12.1.1 MT 400 Advice of Payment

This message type is typically sent by the collecting bank to the remitting bank. It may also be sent:

- on behalf of the collecting bank by its branch/affiliate bank to the remitting bank or branch/affiliate of that bank
- by a collecting bank to another collecting bank

It is used to advise a payment under a collection or a part thereof and may also be used for the settlement of proceeds. The account relationship between the Sender and the Receiver is used, unless expressly stated otherwise in the message.

This message must never be sent to a bank acting solely as a reimbursement bank. In this case, the appropriate message type is an MT 202 Financial Institution Transfer.

Maximum Length: 2000

12.1.1.1 Format Specifications

| Field Tag | Field Name | Format | Mandatory/Optional |
|-----------|--------------------------------|---------------|--------------------|
| 20 | Sending Bank's TRN | 16x | M |
| 21 | Related Reference | 16x | M |
| 32a | Amount Collected | A, B, or K | M |
| 33A | Proceeds Remitted | 6!n3!a15 d | M |
| 52a | Ordering Bank | A or D | O |
| 53a | Sender's Correspondent | A, B, or D | O |
| 54a | Receiver's Correspondent | A, B, or D | O |
| 57a | Account With Bank | A or D | O |
| 58a | Beneficiary Bank | A, B, or D | O |
| 71B | Details of Charges | 6*35x | O |
| 72 | Sender to Receiver Information | 6*35x | O |
| 73 | Details of Amounts Added | 6*35x | O |

12.1.2 MT 410 Acknowledgement

This message type is sent by a collecting bank to a remitting bank to acknowledge the receipt of a collection. It may also be sent by a collecting bank to another collecting bank.

Unless otherwise expressly stated, this message type states that the collecting bank intends to act in accordance with the collection instruction.

Maximum Length: 2000

12.1.2.1 Format Specifications

| Field Tag | Field Name | Format | Mandatory/Optional |
|-----------|--------------------------------|---------------|--------------------|
| 20 | Sending Bank's TRN | 16x | M |
| 21 | Related Reference | 16x | M |
| 32a | Amount Acknowledged | A, B, or K | M |
| 72 | Sender to Receiver Information | 6*35x | O |

12.1.3 MT 412 Advice of Acceptance

This message type is sent by the collecting bank to the remitting bank. It may also be sent by a collecting bank to another collecting bank.

It is used to inform the Receiver of the acceptance of one or more drafts under one collection instruction.

Maximum Length: 2000

12.1.3.1 Format Specifications

| Field Tag | Field Name | Format | Mandatory/ Optional |
|------------------|---|---------------|----------------------------|
| 20 | Sending Bank's TRN | 16x | M |
| 21 | Related Reference | 16x | M |
| 32A | Maturity Date, Currency Code, Amount Accepted | 6!n3!a15d | M |
| 72 | Sender to Receiver Information | 6*35x | O |

12.1.4 MT 416 Advice of Non-Payment/Non-Acceptance

This message type is sent by the collecting bank to the remitting bank.

It may also be sent:

- to the remitting bank via another financial institution
- by a presenting bank to a collecting bank

It is used to advise of non-payment or non-acceptance under a previously received collection or part thereof.

Maximum Length: 10000

12.1.4.1 Format Specifications

Mandatory Sequence A General Information

| Field Tag | Field Name | Format | Mandatory/ Optional |
|-----------|---|--------------------------------|---------------------|
| 20 | Sender's Reference | 16x | M |
| 21 | Related Reference | 16x | M |
| 23E | Advice Type | 4!c[/30x] | O |
| 51A | Sending Institution | [/1!a]/[34x] 4!a2!a2!c[3!c] | O |
| 53a | Sender's Correspondent | A or B | O |
| 71F | Sender's Charges | 3!a15d | O |
| 77A | Reason for Non-Payment/ Non-Acceptance | 20*35x | O |

Mandatory Repetitive Sequence B Non-Payment/Non-Acceptance Details

| Field Tag | Field Name | Format | Mandatory/ Optional |
|-----------|---|---------------------------|---------------------|
| 21A | Related Sequence Reference | 16x | M |
| 23E | Advice Type | 4!c[/30x] | O |
| 21C | Principal's Reference | 35x | O |
| 32a | Face Amount of Document(s) | A, B, or K | M |
| 50D | Principal | [/1!a]/[34x] 4*35x | O |
| 59 | Drawee | [/34x] 4*35x | O |
| 71F | Sender's Charges | 3!a15d | O |
| 77A | Reason for Non-Payment/ Non-Acceptance | 20*35x | O |

12.1.5 MT 420 Tracer

This message type is sent by the remitting bank to the collecting bank. It may also be sent by a collecting bank to another collecting bank.

It is used to enquire about the fate of documents sent for collection.

Maximum Length: 2000

12.1.5.1 **Format Specifications**

| Field Tag | Field Name | Format | Mandatory/Optional |
|-----------|--------------------------------|-----------------|--------------------|
| 20 | Sending Bank's TRN | 16x | M |
| 21 | Related Reference | 16x | M |
| 32a | Amount Traced | A, B, or K | M |
| 30 | Date of Collection Instruction | 6!n | O |
| 59 | Drawee | [/34x] 4*35x | O |
| 72 | Sender to Receiver Information | 6*35x | O |

12.1.6 **MT 422 Advice of Fate and Request for Instructions**

This message type is sent by the collecting bank to the remitting bank.

It may also be sent by a collecting bank to another collecting bank.

It is used to advise the Receiver of the status of collection documents received by the collecting bank. Since an advice of fate generally includes one or more questions or requests, the two functions are included in this one message type.

Maximum Length: 2000

12.1.6.1 **Format Specifications**

| Field Tag | Field Name | Format | Mandatory/Optional |
|-----------|--------------------------------|------------|--------------------|
| 20 | Sending Bank's TRN | 16x | M |
| 21 | Related Reference | 16x | M |
| 32a | Amount of Collection | A, B, or K | O |
| 72 | Sender to Receiver Information | 6*35x | O |
| 75 | Queries | 6*35x | O |
| 76 | Answers | 6*35x | O |

12.1.7 **MT 750 Advice of Discrepancy**

If the incoming message is MT 750, the STP upload should create the Contract in Import LC Drawing in BCDTRONL/IBDTRONL.

12.1.7.1 Format Specifications

MT 750 Advice of Discrepancy

| <u>Field Tag</u> | <u>Field Name</u> | <u>Format</u> | <u>Mandatory/Optional</u> |
|--|--------------------------------|---------------|---------------------------|
| 20 | Sender's Reference | 16x | M |
| 21 | Related Reference | 16x | M |
| 32B | Principal Amount | 3!A15d | M |
| 33B | Additional Amount | 3!A15d | O |
| 71D | Charges to be Deducted | 6*35z | O |
| 73A | Charges to be Added | 6*35z | O |
| 34B | Total amount to be paid | 3!A15d | O |
| 57a | Account With Bank | A,B or D | O |
| 72Z | Sender to Receiver Information | 6*35z | O |
| 77J | Discrepancies | 70*50z | M |
| M = Mandatory, O = Optional - Network validated Rules may apply. | | | |

12.1.8 MT 430 Amendment of Instructions

This message type is sent by the remitting bank to the collecting bank. It may also be sent by a collecting bank to another collecting bank.

This message is used to amend instructions contained in the collection.

Maximum Length: 2000

12.1.8.1 Format Specifications

Mandatory Repetitive Sequence A

| Field Tag | Field Name | Format | Mandatory/Optional |
|-----------|---|--------|--------------------|
| 20 | Sending Bank's TRN | 16x | M |
| 21 | Related Reference | 16x | M |
| 32a | Existing Maturity Date, Currency Code, Amount | A or K | O |
| 33a | Amended Maturity Date, Currency Code, Amount | A or K | O |

Optional Sequence B

| Field Tag | Field Name | Format | Mandatory/Optional |
|-----------|--------------------------------|-----------------|--------------------|
| 59 | Drawee | [/34x] 4*35x | O |
| 72 | Sender to Receiver Information | 6*35x | O |
| 74 | Amendments | 6*35x | O |

12.2 Securities Markets

This section contains the following topics:

- [Section 12.2.1, "MT 517 Trade Confirmation Affirmation"](#)
- [Section 12.2.2, "MT 518 Market-Side Securities Trade Confirmation"](#)
- [Section 12.2.3, "MT 540 Receive Free"](#)
- [Section 12.2.4, "MT 541 Receive Against Payment "](#)
- [Section 12.2.5, "MT 542 Deliver Free"](#)
- [Section 12.2.6, "MT 543 Deliver Against Payment"](#)
- [Section 12.2.7, "MT 592 Request for Cancellation"](#)
- [Section 12.2.8, "MT 598 Proprietary Message"](#)

12.2.1 MT 517 Trade Confirmation Affirmation

This message is sent by an instructing party, e.g. client, or its authorized representative, to a financial institution which had previously sent a trade confirmation/contract note.

This message is used to positively affirm the details of a previously received confirmation/contract note. This message binds the Sender and the Receiver of the message to the trade details contained in the confirmation being affirmed.

This message may be sent directly between the parties to the trade or via an ETC service provider.

Maximum Length: 10000

12.2.1.1 Format Specifications

Mandatory Sequence A General Information

| Field Tag | Field Name | Field Description | Format | Mandatory/Optional |
|-----------|-------------|-----------------------------|---------------|--------------------|
| 16R | | Start of Block | GENL | M |
| 20C | Reference | Sender's Message Reference | :4!c//16x | M |
| 23G | | Function of the Message | 4!c[/4!c] | M |
| 98a | Date/Time | Preparation Date/Time | A, C, or E | O |
| 95a | Party | (see qualifier description) | P, Q, or R | M |
| 25D | Status Code | Affirmation Status | :4!c/[8c]/4!c | O |

Mandatory Repetitive Subsequence A1 Linkages

| Field Tag | Field Name | Field Description | Format | Mandatory/Optional |
|-----------|-----------------------|-----------------------------|-----------|--------------------|
| 16R | | Start of Block | LINK | M |
| 13a | Number Identification | Linked Message | A or B | O |
| 20C | Reference | (see qualifier description) | :4!c//16x | M |
| 16S | | End of Block | LINK | M |

End of Subsequence A1 Linkages

| Field Tag | Field Name | Field Description | Format | Mandatory/Optional |
|-----------|------------|-------------------|--------|--------------------|
| 16S | | End of Block | GENL | M |

12.2.2 MT 518 Market-Side Securities Trade Confirmation

This message is sent by an executing party to its trade counterparty. It is used to confirm the details of a trade.

It may also be used to:

- request the cancellation of a previously sent confirmation
- re-send a confirmation previously sent
- provide a third party with a copy of the message (be it the confirmation or request for cancellation) being sent

This message may include, where necessary, the settlement details of the trade.

The market confirmation may be:

- exchanged directly or via an ETC service provider between two trade counterparties for mutual comparison of the trade details
- sent by one trade party to allege the trade against its counterparty, either directly or via an ETC service provider

Maximum Length: 10000

12.2.2.1 Format Specifications

Mandatory Sequence A General Information

| Field Tag | Field Name | Field Description | Format | Mandatory/Optional |
|-----------|------------|----------------------------|---------------|--------------------|
| 16R | | Start of Block | GENL | M |
| 20C | Reference | Sender's Message Reference | :4!c//16x | M |
| 23G | | Function of the Message | 4!c/[4!c] | M |
| 98a | Date/Time | Preparation Date/Time | A, C, or E | O |
| 22F | Indicator | Trade Transaction Type | :4!c/[8c]/4!c | M |

Optional Repetitive Subsequence A1 Linkages

| Field Tag | Field Name | Field Description | Format | Mandatory/Optional |
|-----------|-----------------------|-----------------------------|-----------|--------------------|
| 16R | | Start of Block | LINK | M |
| 13a | Number Identification | Linked Message | A or B | O |
| 20C | Reference | (see qualifier description) | :4!c//16x | M |
| 16S | | End of Block | LINK | M |
| 16S | | End of Block | GENL | M |

Mandatory Sequence B Confirmation Details

| Field Tag | Field Name | Field Description | Format | Mandatory/Optional |
|-----------|--------------|-----------------------------|-----------------|--------------------|
| 16R | | Start of Block | CONFDET | M |
| 98a | Date/Time | (see qualifier description) | A, B, C, or E | M |
| 90a | Price | Deal Price | A or B | M |
| 92A | Rate | (see qualifier description) | :4!c//[N]15d | O |
| 99A | Number Count | (see qualifier description) | :4!c//[N]3!n | O |
| 94a | Place | (see qualifier description) | B, C, or F | O |
| 19A | Amount | Settlement Amount | :4!c//[N]3!a15d | O |
| 22a | Indicator | (see qualifier description) | F or H | M |
| 11A | Currency | (see qualifier description) | :4!c//3!a | O |

Mandatory Repetitive Subsequence B1 Confirmation Parties

| Field Tag | Field Name | Field Description | Format | Mandatory/Optional |
|-----------|------------|-----------------------------|---------------|--------------------|
| 16R | | Start of Block | CONFPRTY | M |
| 95a | Party | (see qualifier description) | P, Q, R, or S | M |
| 97a | Account | (see qualifier description) | A or B | O |
| 98a | Date/Time | Processing Date/Time | A or C | O |
| 20C | Reference | Processing Reference | :4!c//16x | O |
| 70a | Narrative | (see qualifier description) | C or E | O |
| 22F | Indicator | (see qualifier description) | :4!c/[8c]/4!c | O |
| s16S | | End of Block | CONFPRTY | M |

End of Subsequence B1 Confirmation Parties

| Field Tag | Field Name | Field Description | Format | Mandatory /Optional |
|-----------|----------------------------------|--|---------------------------|---------------------|
| 36B | Quantity of Financial Instrument | Quantity of Financial Instrument Confirmed | :4!c//4!c/15d | M |
| 35B | | Identification of the Financial Instrument | [!SIN1!e12!c] [4*35x] | M |

Optional Subsequence B2 Financial Instrument Attributes

| Field Tag | Field Name | Field Description | Format | Mandatory/Optional |
|-----------|----------------------------------|--|---------------------------|--------------------|
| 16R | | Start of Block | FIA | M |
| 94B | Place | Place of Listing | :4!c/[8c]/4!c/[30x] | O |
| 22F | Indicator | (see qualifier description) | :4!c/[8c]/4!c | O |
| 12a | Type of Financial Instrument | (see qualifier description) | A, B, or C | O |
| 11A | Currency | Currency of Denomination | :4!c//3!a | O |
| 98A | Date/Time | (see qualifier description) | :4!c//8!n | O |
| 92A | Rate | (see qualifier description) | :4!c//[N]15d | O |
| 13a | Number Identification | (see qualifier description) | A or B | O |
| 17B | Flag | (see qualifier description) | :4!c//1!a | O |
| 90a | Price | (see qualifier description) | A or B | O |
| 36B | Quantity of Financial Instrument | (see qualifier description) | :4!c//4!c/15d | O |
| 35B | | Identification of the Financial Instrument | [!SIN1!e12!c] [4*35x] | O |
| 70E | Narrative | Financial Instrument Attribute Narrative | :4!c//10*35x | O |
| 16S | | End of Block | FIA | M |

End of Subsequence B2 Financial Instrument Attributes

| Field Tag | Field Name | Field Description | Format | Mandatory /Optional |
|-----------|-----------------------|-----------------------------|---------------|---------------------|
| 13B | Number Identification | Certificate Number | :4!c/[8c]/30x | O |
| 70E | Narrative | (see qualifier description) | :4!c//10*35x | O |
| 16S | | End of Block | CONFDET | M |

Optional Sequence C Settlement Details

| Field Tag | Field Name | Field Description | Format | Mandatory/Optional |
|-----------|------------|-----------------------------|---------------|--------------------|
| 16R | | Start of Block | SETDET | M |
| 22F | Indicator | (see qualifier description) | :4!c/[8c]/4!c | M |
| 11A | Currency | (see qualifier description) | :4!c//3!a | O |

Optional Repetitive Subsequence C1 Settlement Parties

| Field Tag | Field Name | Field Description | Format | Mandatory/Optional |
|-----------|------------|-----------------------------|------------------|--------------------|
| 16R | | Start of Block | SETPRTY | M |
| 95a | Party | (see qualifier description) | C, P, Q, R, or S | M |
| 97a | Account | Safekeeping Account | A or B | O |
| 98a | Date/Time | Processing Date/Time | A or C | O |
| 20C | Reference | Processing Reference | :4!c//16x | O |
| 70a | Narrative | (see qualifier description) | C or D | O |
| 16S | | End of Block | SETPRTY | M |

Optional Repetitive Subsequence C2 Cash Parties

| Field Tag | Field Name | Field Description | Format | Mandatory/Optional |
|-----------|------------|-----------------------------|---------------|--------------------|
| 16R | | Start of Block | CSHPRTY | M |
| 95a | Party | (see qualifier description) | P, Q, R, or S | M |

| | | | | |
|-----|-----------|-----------------------------|-------------|---|
| 97A | Account | (see qualifier description) | :4!c//35x | O |
| 98a | Date/Time | Processing Date/Time | A or C | O |
| 20C | Reference | Processing Reference | :4!c//16x | O |
| 70C | Narrative | Party Narrative | :4!c//4*35x | O |
| 16S | | End of Block | CSHPRTY | M |

Optional Repetitive Subsequence C3 Amounts

| Field Tag | Field Name | Field Description | Format | Mandatory/Optional |
|-----------|------------|-----------------------------|-------------------|--------------------|
| 16R | | Start of Block | AMT | M |
| 17B | Flag | (see qualifier description) | :4!c//1!a | O |
| 19A | Amount | (see qualifier description) | :4!c//[N]3!a15d | M |
| 98a | Date/Time | Value Date/Time | A or C | O |
| 92B | Rate | Exchange Rate | :4!c//3!a/3!a/15d | O |
| 16S | | End of Block | AMT | M |

End of Subsequence C3 Amounts

| Field Tag | Field Name | Field Description | Format | Mandatory/Optional |
|-----------|------------|-------------------|--------|--------------------|
| 16S | | End of Block | SETDET | M |

Optional Repetitive Sequence D Other Parties

| Field Tag | Field Name | Field Description | Format | Mandatory/Optional |
|-----------|------------|-----------------------------|---------------|--------------------|
| 16R | | Start of Block | OTHRPRTY | M |
| 95a | Party | (see qualifier description) | P, Q, R, or S | M |
| 97a | Account | (see qualifier description) | A or B | O |
| 70C | Narrative | Party Narrative | :4!c//4*35x | O |
| 20C | Reference | Processing Reference | :4!c//16x | O |
| 16S | | End of Block | OTHRPRTY | M |

Optional Sequence E Two Leg Transaction Details

| Field Tag | Field Name | Field Description | Format | Mandatory /Optional |
|-----------|--------------|-----------------------------|-----------------|---------------------|
| 16R | | Start of Block | REPO | M |
| 98a | Date/Time | (see qualifier description) | A, B, or C | O |
| 22F | Indicator | (see qualifier description) | :4!c/[8c]/4!c | O |
| 20C | Reference | (see qualifier description) | :4!c//16x | O |
| 92a | Rate | (see qualifier description) | A, C, or F | O |
| 99B | Number Count | (see qualifier description) | :4!c//3!n | O |
| 19A | Amount | (see qualifier description) | :4!c//[N]3!a15d | O |
| 70C | Narrative | Second Leg Narrative | :4!c//4*35x | O |
| 16S | | End of Block | REPO | M |

12.2.3 MT 540 Receive Free

This message is sent by an account owner to an account servicer (account servicing institution). The account owner may be a global custodian which has an account with its local agent (sub custodian) or an investment management institution or a broker/dealer which has an account with their custodian.

This message is used to instruct a receipt of financial instruments free of payment. It may also be used to request a cancellation or pre-advise an instruction.

Maximum Length: 10000

12.2.3.1 Format Specifications

Mandatory Sequence A General Information

| Field Tag | Field Name | Field Description | Format | Mandatory/Optional |
|-----------|------------|----------------------------|-----------|--------------------|
| 16R | | Start of Block | GENL | M |
| 20C | Reference | Sender's Message Reference | :4!c//16x | M |
| 23G | | Function of the Message | 4!c[/4!c] | M |
| 98a | Date/Time | Preparation Date/Time | A,C or E | O |

Optional Repetitive Subsequence A1

| Field Tag | Field Name | Field Description | Format | Mandatory/Optional |
|-----------|----------------------------------|---|---------------|--------------------|
| 16R | | Start of Block | LINK | M |
| 20C | Reference | (see qualifier description) | :4!c//16x | M |
| 36B | Quantity of Financial Instrument | Quantity of Financial Instrument to be Paired-off | :4!c//4!c/15d | O |
| 16S | | End of Block | LINK | M |
| 16S | | End of Block | GENL | M |

Mandatory Sequence B Trade Details

| Field Tag | Field Name | Field Description | Format | Mandatory /Optional |
|-----------|--------------|--|---------------------|---------------------|
| 16R | | Start of Block | TRADEDET | M |
| 94B | Place | Place of Trade | :4!c/[8c]/4!c/[30x] | O |
| 98a | Date/Time | (see qualifier description) | A, B, C, or E | M |
| 90a | Deal | Deal Price | A or B | O |
| 99A | Number Count | Number of Days Accrued | :4!c/[N]3!n | O |
| 35B | | Identification of the Financial Instrument | [!SIN1!e12!c] | M |
| 70E | Narrative | (see qualifier description) | :4!c//10*35x | O |
| 16S | | End of Block | TRADEDET | M |

Mandatory Repetitive Sequence C Financial Instrument/Account

| Field Tag | Field Name | Field Description | Format | Mandatory /Optional |
|-----------|----------------------------------|--|---------------|---------------------|
| 16R | | Start of Block | FIAC | M |
| 36B | Quantity of Financial Instrument | Quantity of Financial Instrument to be settled | :4!c//4!c/15d | M |
| 95a | Party | Account Owner | P or R | O |
| 97a | Account | (see qualifier description) | A or B | M |
| 16S | | End of Block | FIAC | M |

Optional Sequence D Two Leg Transaction Details

| Field Tag | Field Name | Field Description | Format | Mandatory /Optional |
|-----------|------------|-----------------------------|---------------|---------------------|
| 16R | | Start of Block | REPO | M |
| 98a | Date/Time | (see qualifier description) | A, B, or C | O |
| 22F | Indicator | (see qualifier description) | :4!c/[8c]/4!c | O |
| 20C | Reference | (see qualifier description) | :4!c//16x | O |
| 92a | Rate | (see qualifier description) | A, C, or F | O |

| | | | | |
|-----|-----------|-----------------------------|---------------------|---|
| 19A | Amount | (see qualifier description) | :4!c// [N]3!a15d | O |
| 70C | Narrative | Second Leg Narrative | :4!c//4*35x | O |
| 16S | | End of Block | REPO | M |

Mandatory Sequence E Settlement Details

| Field Tag | Field Name | Field Description | Format | Mandatory/Optional |
|-----------|------------|-----------------------------|-------------------|--------------------|
| 16R | | Start of Block | SETDET | M |
| 22F | Indicator | (see qualifier description) | :4!c/[8c]/ 4!c | M |

Mandatory Repetitive Subsequence E1 Settlement Parties

| Field Tag | Field Name | Field Description | Format | Mandatory/Optional |
|-----------|------------|-----------------------------|------------------|--------------------|
| 16R | | Start of Block | SETPRTY | M |
| 95a | Party | (see qualifier description) | C, P, Q, R, or S | M |
| 97a | Account | Safekeeping Account | A or B | O |
| 16S | | End of Block | SETPRTY | M |

Optional Repetitive Subsequence E3 Amount

| Field Tag | Field Name | Field Description | Format | Mandatory/Optional |
|-----------|------------|-----------------------------|---------------------|--------------------|
| 16R | | Start of Block | AMT | M |
| 19A | Amount | (see qualifier description) | :4!c// [N]3!a15d | M |
| 16S | | End of Block | AMT | M |
| 16S | | End of Block | SETDET | M |

12.2.4 MT 541 Receive Against Payment

This message is sent by an account owner to an account servicer (account servicing institution). The account owner may be a global custodian which has an account with its local agent (sub custodian) or an investment management institution or a broker/dealer which has an account with their custodian.

This message is used to instruct a receipt of financial instruments against payment. It may also be used to request a cancellation or pre-advise an instruction

Maximum Length: 10000

12.2.4.1 Format Specifications

Mandatory Sequence A General Information

| Field Tag | Field Name | Field Description | Format | Mandatory/Optional |
|-----------|------------|----------------------------|-----------|--------------------|
| 16R | | Start of Block | GENL | M |
| 20C | Reference | Sender's Message Reference | :4!c//16x | M |
| 23G | | Function of the Message | 4!c[/4!c] | M |
| 98a | Date/Time | Preparation Date/Time | A,C or E | O |

Optional Repetitive Subsequence A1

| Field Tag | Field Name | Field Description | Format | Mandatory/Optional |
|-----------|----------------------------------|---|---------------|--------------------|
| 16R | | Start of Block | LINK | M |
| 20C | Reference | (see qualifier description) | :4!c//16x | M |
| 36B | Quantity of Financial Instrument | Quantity of Financial Instrument to be Paired-off | :4!c//4!c/15d | O |
| 16S | | End of Block | LINK | M |
| 16S | | End of Block | GENL | M |

Mandatory Sequence B Trade Details

| Field Tag | Field Name | Field Description | Format | Mandatory/Optional |
|-----------|--------------|--|---------------------|--------------------|
| 16R | | Start of Block | TRADEDET | M |
| 94B | Place | Place of Trade | :4!c/[8c]/4!c/[30x] | O |
| 98a | Date/Time | (see qualifier description) | A, B, C, or E | M |
| 90a | Deal | Deal Price | A or B | O |
| 99A | Number Count | Number of Days Accrued | :4!c//[N]3!n | O |
| 35B | | Identification of the Financial Instrument | [ISIN1!e12!c] | M |
| 70E | Narrative | (see qualifier description) | :4!c//10*35x | O |
| 16S | | End of Block | TRADEDET | M |

Mandatory Repetitive Sequence C Financial Instrument/Account

| Field Tag | Field Name | Field Description | Format | Mandatory /Optional |
|-----------|----------------------------------|--|---------------|---------------------|
| 16R | | Start of Block | FIAC | M |
| 36B | Quantity of Financial Instrument | Quantity of Financial Instrument to be settled | :4!c//4!c/15d | M |
| 95a | Party | Account Owner | P or R | O |
| 97a | Account | (see qualifier description) | A or B | M |
| 16S | | End of Block | FIAC | M |

Optional Sequence D Two Leg Transaction Details

| Field Tag | Field Name | Field Description | Format | Mandatory/Optional |
|-----------|------------|-----------------------------|-----------------|--------------------|
| 16R | | Start of Block | REPO | M |
| 98a | Date/Time | (see qualifier description) | A, B, or C | O |
| 22F | Indicator | (see qualifier description) | :4!c/[8c]/4!c | O |
| 20C | Reference | (see qualifier description) | :4!c//16x | O |
| 92a | Rate | (see qualifier description) | A, C, or F | O |
| 19A | Amount | (see qualifier description) | :4!c//[N]3!a15d | O |
| 70C | Narrative | Second Leg Narrative | :4!c//4*35x | O |
| 16S | | End of Block | REPO | M |

Mandatory Sequence E Settlement Details

| Field Tag | Field Name | Field Description | Format | Mandatory/Optional |
|-----------|------------|-----------------------------|---------------|--------------------|
| 16R | | Start of Block | SETDET | M |
| 22F | Indicator | (see qualifier description) | :4!c/[8c]/4!c | M |

Mandatory Repetitive Subsequence E1 Settlement Parties

| Field Tag | Field Name | Field Description | Format | Mandatory /Optional |
|-----------|------------|-----------------------------|------------------|---------------------|
| 16R | | Start of Block | SETPRTY | M |
| 95a | Party | (see qualifier description) | C, P, Q, R, or S | M |
| 97a | Account | Safekeeping Account | A or B | O |
| 16S | | End of Block | SETPRTY | M |

Optional Repetitive Subsequence E3 Amount

| Field Tag | Field Name | Field Description | Format | Mandatory /Optional |
|-----------|------------|-----------------------------|-----------------|---------------------|
| 16R | | Start of Block | AMT | M |
| 19A | Amount | (see qualifier description) | :4!c//[N]3!a15d | M |
| 16S | | End of Block | AMT | M |
| 16S | | End of Block | SETDET | M |

Repetitive Optional Sequence F Other Parties

| Field Tag | Field Name | Field Description | Format | Mandatory/Optional |
|-----------|------------|-----------------------------|-----------------|--------------------|
| 16R | | Start of Block | OTHRPRTY | M |
| 95a | Party | (see qualifier description) | C, P, R, Q or S | M |
| 97A | Account | (see qualifier description) | :4c//35x | O |
| 70a | Narrative | (see qualifier description) | E,D or C | O |
| 20C | Reference | Reference | :4c//16x | O |
| 16S | | End of Block | OTHRPRTY | M |

12.2.5 MT 542 Deliver Free

This message is sent by an account owner to an account servicer (account servicing institution). The account owner may be a global custodian which has an account with its local agent (sub custodian) or an investment management institution or a broker/dealer which has an account with their custodian.

This message is used to instruct a delivery of financial instruments free of payment. It may also be used to request a cancellation or pre-advise an instruction.

Maximum Length: 10000

12.2.5.1 Format Specifications

Mandatory Sequence A General Information

| Field Tag | Field Name | Field Description | Format | Mandatory/Optional |
|-----------|--------------|-----------------------------|-----------|--------------------|
| 16R | | Start of Block | GENL | M |
| 20C | Reference | Sender's Message Reference | :4!c//16x | M |
| 23G | | Function of the Message | 4!c[/4!c] | M |
| 98a | Date/Time | Preparation Date/Time | A, C or E | O |
| 99B | Number Count | (see qualifier description) | :4!c//3!n | O |

Optional Repetitive Subsequence A1

| Field Tag | Field Name | Field Description | Format | Mandatory/Optional |
|-----------|------------|-----------------------------|-----------|--------------------|
| 16R | | Start of Block | LINK | M |
| 20C | Reference | (see qualifier description) | :4!c//16x | M |
| 16S | | End of Block | LINK | M |
| 16S | | End of Block | GENL | M |

Mandatory Sequence B Trade Details

| Field Tag | Field Name | Field Description | Format | Mandatory/Optional |
|-----------|------------|--|---------------------|--------------------|
| 16R | | Start of Block | TRADEDET | M |
| 94B | Place | Place of Trade | :4!c/[8c]/4!c/[30x] | O |
| 98a | Date/Time | (see qualifier description) | A, B, C, or E | M |
| 90a | Price | Deal Price | A or B | O |
| 35B | | Identification of the Financial Instrument | [ISIN1!e12!c] | M |
| 16S | | End of Block | TRADEDET | M |

Mandatory Repetitive Sequence C Financial Instrument/Account

| Field Tag | Field Name | Field Description | Format | Mandatory /Optional |
|-----------|----------------------------------|--|---------------|---------------------|
| 16R | | Start of Block | FIAC | M |
| 36B | Quantity of Financial Instrument | Quantity of Financial Instrument to be Settled | :4!c//4!c/15d | M |
| 95a | Party | Account Owner | P or R | O |
| 97a | Account | (see qualifier description) | A or B | M |
| 94a | Place | Place of Safekeeping | B, C, or F | O |
| 16S | | End of Block | FIAC | M |

Optional Sequence D Two Leg Transaction Details

| Field Tag | Field Name | Field Description | Format | Mandatory /Optional |
|-----------|--------------|-----------------------------|-----------------|---------------------|
| 16R | | Start of Block | REPO | M |
| 98a | Date/Time | Closing Date/Time | A, B, or C | O |
| 22F | Indicator | (see qualifier description) | :4!c/[8c]/4!c | O |
| 20C | Reference | (see qualifier description) | :4!c//16x | O |
| 92a | Rate | (see qualifier description) | A, C, or F | O |
| 99B | Number Count | (see qualifier description) | :4!c//3!n | O |
| 19A | Amount | (see qualifier description) | :4!c//[N]3!a15d | O |
| 70C | Narrative | Second Leg Narrative | :4!c//4*35x | O |
| 16S | | End of Block | REPO | M |

Mandatory Sequence E Settlement Details

| Field Tag | Field Name | Field Description | Format | Mandatory/Optional |
|-----------|------------|-----------------------------|---------------|--------------------|
| 16R | | Start of Block | SETDET | M |
| 22F | Indicator | (see qualifier description) | :4!c/[8c]/4!c | M |

Mandatory Repetitive Subsequence E1 Settlement Parties

| Field Tag | Field Name | Field Description | Format | Mandatory/Optional |
|-----------|------------|-----------------------------|------------------|--------------------|
| 16R | | Start of Block | SETPRTY | M |
| 95a | Party | (see qualifier description) | C, P, Q, R, or S | M |
| 16S | | End of Block | SETPRTY | M |

Repetitive Optional Subsequence E2 Cash Parties

| Field Tag | Field Name | Field Description | Format | Mandatory/Optional |
|-----------|------------|-----------------------------|--------------|--------------------|
| 16R | | Start of Block | CSHPRTY | M |
| 95a | Party | (see qualifier description) | P, R, Q or S | M |
| 97A | Account | (see qualifier description) | :4c//35x | O |
| 70a | Narrative | (see qualifier description) | E,D or C | O |
| 16S | | End of Block | CSHPRTY | M |

Optional Repetitive Subsequence E3 Amount

| Field Tag | Field Name | Field Description | Format | Mandatory/Optional |
|-----------|------------|-----------------------------|---------------------|--------------------|
| 16R | | Start of Block | AMT | M |
| 19A | Amount | (see qualifier description) | :4!c// [N]3!a15d | M |
| 16S | | End of Block | AMT | M |
| 16S | | End of Block | SETDET | M |

Repetitive Optional Sequence F Other Parties

| Field Tag | Field Name | Field Description | Format | Mandatory/Optional |
|-----------|------------|-----------------------------|-----------------|--------------------|
| 16R | | Start of Block | OTHRPRTY | M |
| 95a | Party | (see qualifier description) | C, P, R, Q or S | M |
| 97A | Account | (see qualifier description) | :4c//35x | O |

| | | | | |
|-----|-----------|-----------------------------|----------|---|
| 70a | Narrative | (see qualifier description) | E,D or C | O |
| 20C | Reference | Reference | :4c//16x | O |
| 16S | | End of Block | OTHRPTY | M |

12.2.6 MT 543 Deliver Against Payment

This message is sent by an account owner to an account servicer (account servicing institution). The account owner may be a global custodian which has an account with its local agent (sub custodian) or an investment management institution or a broker/dealer which has an account with their custodian.

This message is used to instruct a delivery of financial instruments against payment. It may also be used to request a cancellation or pre-advise an instruction.

Maximum Length: 10000

12.2.6.1 Format Specifications

Mandatory Sequence A General Information

| Field Tag | Field Name | Field Description | Format | Mandatory/Optional |
|-----------|--------------|-----------------------------|-----------|--------------------|
| 16R | | Start of Block | GENL | M |
| 20C | Reference | Sender's Message Reference | :4!c//16x | M |
| 23G | | Function of the Message | 4!c[/4!c] | M |
| 98a | Date/Time | Preparation Date/Time | A, C or E | O |
| 99B | Number Count | (see qualifier description) | :4!c//3!n | O |

Optional Repetitive Subsequence A1

| Field Tag | Field Name | Field Description | Format | Mandatory/Optional |
|-----------|------------|-------------------|--------|--------------------|
| 16R | | Start of Block | LINK | M |
| 16S | | End of Block | LINK | M |
| 16S | | End of Block | GENL | M |

Mandatory Sequence B Trade Details

| Field Tag | Field Name | Field Description | Format | Mandatory/Optional |
|-----------|------------|--|---------------------|--------------------|
| 16R | | Start of Block | TRADEDET | M |
| 94B | Place | Place of Trade | :4!c/[8c]/4!c/[30x] | O |
| 98a | Date/Time | (see qualifier description) | A, B, C, or E | M |
| 90a | Price | Deal Price | A or B | O |
| 35B | | Identification of the Financial Instrument | [ISIN1!e12!c] | M |
| 16S | | End of Block | TRADEDET | M |

Mandatory Repetitive Sequence C Financial Instrument/Account

| Field Tag | Field Name | Field Description | Format | Mandatory/Optional |
|-----------|----------------------------------|--|---------------|--------------------|
| 16R | | Start of Block | FIAC | M |
| 36B | Quantity of Financial Instrument | Quantity of Financial Instrument to be Settled | :4!c//4!c/15d | M |
| 95a | Party | Account Owner | P or R | O |
| 97a | Account | (see qualifier description) | A or B | M |
| 16S | | End of Block | FIAC | M |

Optional Sequence D Two Leg Transaction Details

| Field Tag | Field Name | Field Description | Format | Mandatory/Optional |
|-----------|------------|-----------------------------|---------------|--------------------|
| 16R | | Start of Block | REPO | M |
| 98a | Date/Time | (see qualifier description) | A, B, or C | O |
| 22F | Indicator | (see qualifier description) | :4!c/[8c]/4!c | O |
| 20C | Reference | (see qualifier description) | :4!c//16x | O |
| 92a | Rate | (see qualifier description) | A, C, or F | O |

| | | | | |
|-----|--------------|-----------------------------|-----------------|---|
| 99B | Number Count | (see qualifier description) | :4!c//3!n | O |
| 19A | Amount | (see qualifier description) | :4!c//[N]3!a15d | O |
| 70C | Narrative | Second Leg Narrative | :4!c//4*35x | O |
| 16S | | End of Block | REPO | M |

Mandatory Sequence E Settlement Details

| Field Tag | Field Name | Field Description | Format | Mandatory/Optional |
|-----------|------------|-----------------------------|------------------|--------------------|
| 16R | | Start of Block | SETDET | M |
| 22F | Indicator | (see qualifier description) | :4!c/[8c]/4!c | M |
| 95a | Party | (see qualifier description) | C, P, Q, R, or S | M |

Repetitive Optional Subsequence E2 Cash Parties

| Field Tag | Field Name | Field Description | Format | Mandatory/Optional |
|-----------|------------|-----------------------------|--------------|--------------------|
| 16R | | Start of Block | CSHPRTY | M |
| 95a | Party | (see qualifier description) | P, R, Q or S | M |
| 97A | Account | (see qualifier description) | :4c//35x | O |
| 70a | Narrative | (see qualifier description) | E,D or C | O |
| 16S | | End of Block | CSHPRTY | M |

Mandatory Repetitive Subsequence E3 Amount

| Field Tag | Field Name | Field Description | Format | Mandatory/Optional |
|-----------|------------|-----------------------------|-----------------|--------------------|
| 16R | | Start of Block | AMT | M |
| 19A | Amount | (see qualifier description) | :4!c//[N]3!a15d | M |
| 16S | | End of Block | AMT | M |
| 16S | | End of Block | SETDET | M |

Repetitive Optional Sequence F Other Parties

| Field Tag | Field Name | Field Description | Format | Mandatory/Optional |
|-----------|------------|-----------------------------|-----------------|--------------------|
| 16R | | Start of Block | OTHRPRTY | M |
| 95a | Party | (see qualifier description) | C, P, R, Q or S | M |
| 97A | Account | (see qualifier description) | :4c//35x | O |
| 70a | Narrative | (see qualifier description) | E,D or C | O |
| 20C | Reference | Reference | :4c//16x | O |
| 16S | | End of Block | OTHRPRTY | M |

12.2.7 MT 592 Request for Cancellation

This message type is sent by a financial institution to request a second financial institution to consider cancellation of the SWIFT message identified in the request.

If the Receiver of the request for cancellation has already acted on the message for which cancellation is requested, the MT n92 asks for a retransfer, ie, reversal, with the beneficiary's consent.

Maximum Length: 2000

12.2.7.1 Format Specifications

| Field Tag | Field Name | Format | Mandatory/Optional |
|-----------|---|------------------------|--------------------|
| 20 | Transaction Reference Number | 16x | M |
| 21 | Related Reference | 16x | M |
| 11S | MT and Date of the Original Message | 3!n 6!n [4!n6!n] | M |
| 79 | Narrative Description of the Original Message | 35*50x | O |
| | Copy of at least the Mandatory Fields of the Original Message | Copy of fields | O |

12.2.8 MT 598 Proprietary Message

This message type is used by financial institutions, with their own offices, and/or with other financial institutions with which they have established bilateral agreements.

It is used as an envelope for a specified message included in it.

It allows for the definition of a unique format for which another message type is not available or applicable.

It also allows financial institutions to use message types which are awaiting live implementation on the SWIFT system.

Maximum Length: 10000

12.2.8.1 Format Specifications

| Field Tag | Field Name | Format | Mandatory/Optional |
|-----------|------------------------------|---------|--------------------|
| 20 | Transaction Reference Number | 16x | M |
| 12 | Sub-Message Type | 3!n | M |
| 77E | Proprietary Message | 120*78x | M |

12.3 Documentary Credits

This section contains the following topics:

- [Section 12.3.1, "MT 700 Issue of a Documentary Credit"](#)
- [Section 12.3.2, "MT 701 Issue of a Documentary Credit"](#)
- [Section 12.3.3, "MT 705 Pre-Advice of a Documentary Credit"](#)
- [Section 12.3.4, "MT 707 Amendment to a Documentary Credit"](#)
- [Section 12.3.5, "MT 708 Amendment to a Documentary Credit"](#)
- [Section 12.3.6, "MT 710 Advice of a Third Bank's or a Non-Bank's Documentary Credit"](#)
- [Section 12.3.7, "MT 711 Advice of a Third Bank's or a Non-Bank's Documentary Credit"](#)
- [Section 12.3.8, "MT 720 Transfer of a Documentary Credit"](#)
- [Section 12.3.9, "MT 721 Transfer of a Documentary Credit"](#)
- [Section 12.3.10, "MT 730 Acknowledgement"](#)
- [Section 12.3.11, "MT 732 Advice of Discharge"](#)
- [Section 12.3.12, "MT 734 Advice of Refusal"](#)
- [Section 12.3.13, "MT 740 Authorization to Reimburse"](#)
- [Section 12.3.14, "MT 742 Reimbursement Claim"](#)
- [Section 12.3.15, "MT 744 Notice of Non-Conforming Reimbursement Claim"](#)
- [Section 12.3.16, "MT 747 Amendment to an Authorization to Reimburse"](#)
- [Section 12.3.17, "MT 750 Advice of Discrepancy"](#)
- [Section 12.3.18, "MT 752 Authorization to Pay, Accept or Negotiate"](#)
- [Section 12.3.19, "MT 754 Advice of Payment/Acceptance/Negotiation"](#)
- [Section 12.3.20, "MT 756 Advice of Reimbursement or Payment"](#)
- [Section 12.3.21, "Additional Extension Messages - \(MT701 / MT711 / MT721\)"](#)
- [Section 12.3.22, "STP Processing of additional Extension Messages - \(MT701, MT711, MT721 \)"](#)
- [Section 12.3.23, "MT \(770/700/701\) Application for Issuance of Documentary Credit – C2B"](#)
- [Section 12.3.24, "MT \(771/700/701\) Notification of Draft or Issuance of Documentary Credit – B2C"](#)
- [Section 12.3.25, "MT \(774/700/701\) Advice of Documentary Credit – B2C"](#)
- [Section 12.3.26, "MT \(780/710/711\) Advice of Third Bank Documentary Credit – B2C"](#)
- [Section 12.3.27, "MT \(772/707/708\) Request for amendment of Documentary Credit - C2B"](#)

- Section 12.3.28, "MT (773/707/708) Notification of amendment of Documentary Credit - B2C"
- Section 12.3.29, "MT (776/707/708) Advice of Amendment of Documentary Credit - B2C"
- Section 12.3.30, "MT (735) Advice of Acceptance/Refusal of Amendment – C2B"
- Section 12.3.31, "MT (736) Notification of Acceptance/Refusal of Amendment – B2C"
- Section 12.3.32, "MT 722 Request for Transfer of Export LC – C2B"
- Section 12.3.33, "MT (723/720/721) Notification of Transfer of a Documentary Credit – B2C"
- Section 12.3.34, "MT (782/720/721) Advice of Transfer of a Documentary Credit – B2C"
- Section , "MT 798<720> - LC Transfer Advice Details"
- Section 12.3.36, "MT (749) - LC Discrepancy Response"
- Section 12.3.37, "MT (748/750) - Advice of Discrepancy"
- Section 12.3.38, "MT (733/734) Notification of Advice of Refusal"
- Section 12.3.39, "MT (731/732) - Notification of Advice of Discharge"
- Section 12.3.40, "MT 753 - Notification of Advice of Payment/Acceptance/Negotiation"
- Section 12.3.41, "MT798(755) - Notification of Advice of Reimbursement or Payment"
- Section 12.3.42, "MT 737 - Response to Documentary Credit Presentation"
- Section 12.3.43, "MT 757 - Settlement of Import Documentary Credit"
- Section 12.3.44, "MT 758 - Settlement of Export Documentary Credit"
- Section 12.3.45, "MT 759 - Ancillary Trade Structured Message"
- Section 12.3.47, "MT 751 - Notification of Authorisation to Pay, Accept or Negotiate"
- Section 12.3.48, "MT 798 for Free Format Message - Bank-to-Corporate - 789"

12.3.1 MT 700 Issue of a Documentary Credit

This message is sent by the issuing bank to the advising bank.

It is used to indicate the terms and conditions of a documentary credit which has been originated by the Sender (issuing bank).

The system follows the below STP process for incoming MT700 message:

1. When the Advising Bank receives this message, the system compares tag value of 20 in MT700 against the field 'Source Reference' and checks for the existence of the Pre-advice contract.
 - If a contract does not exist, then the system creates a new Export LC contract.
 - If an inactive or unauthorized contract exists, then the system moves MT700 message to a 'Repair' status.
 - If an active and authorized contract exists, then the system amends the operation of the contract from PAD to ADV (advice) or ANC (advice & confirm).
 - If the change is from PAD to ADV, then the system triggers APAD event.
 - If the change is from PAD to ANC, then the system triggers APAC event.
2. The system compares the common fields available in MT705 and MT700 Swift messages, if the check box 'Pre-advice Fields Validation on STP of 700 Required' is checked.
 - If the any of the fields in both the messages are different, then the system moves the contract in 'Repair' status, which can be resolved and processed manually. The system updates 'Mismatch between Pre-advice and Operative LC' as the 'Repair' reason.
 - If any field values are missing in a contract created out of MT705 message, the system updates these values with those available in MT700.

3. The system overwrites all the values of the contract with those available in MT700 message, if the check box 'Pre-advice Fields Validation on STP of 700 Required' is unchecked.

Maximum Length: 10000

- Up to eight MT701s may be sent in addition to the MT700.
- Information conveyed in a designated field in this message must not repeat information in the same field in the related MT 700. Information in this message must not conflict with any information that is present in the related MT 700.

12.3.1.1 Format Specifications

| Field Tag | Field Name | Format | Mandatory /Optional |
|-----------|--|-----------------|---------------------|
| 27 | Sequence of Total | 1!n/1!n | M |
| 40A | Form of Documentary Credit | 24x | M |
| 20 | Documentary Credit Number | 16x | M |
| 23 | Reference to Pre-Advice | 16x | O |
| 31C | Date of Issue | 6!n | M |
| 40E | Applicable Rules | 30x[/35x] | M |
| 31D | Date and Place of Expiry | 6!n29x | M |
| 51a | Applicant Bank | A or D | O |
| 50 | Applicant | 4*35x | M |
| 59 | Beneficiary | [/34x] 4*35x | M |
| 32B | Currency Code, Amount | 3!a15d | M |
| 39A | Percentage Credit Amount Tolerance | 2n/2n | O |
| 39C | Additional Amounts Covered | 4*35x | O |
| 41a | Available With ... By ... | A or D | M |
| 42C | Drafts at ... | 3*35x | O |
| 42a | Drawee | A or D | O |
| 42M | Mixed Payment Details | 4*35x | O |
| 42P | Negotiation/Deferred Payment Details | 4*35x | O |
| 43P | Partial Shipments | 1*35x | O |
| 43T | Transshipment | 1*35x | O |
| 44A | Place of Taking in Charge/Dispatch from .../Place of Receipt | 1*65x | O |
| 44E | Port of Loading/Airport of Departure | 1*65x | O |
| 44F | Port of Discharge/Airport of Destination | 1*65x | O |
| 44B | Place of Final Destination/For Transportation to .../Place of Delivery | 1*65x | O |
| 44C | Latest Date of Shipment | 6!n | O |
| 44D | Shipment Period | 6*65x | O |
| 45A | Description of Goods and/or Services | 100*65z | O |

| | | | |
|-----|---|--------------|---|
| 46A | Documents Required | 100*65z | O |
| 47A | Additional Conditions | 100*65z | O |
| 71D | Charges | 6*35z | O |
| 48 | Period for Presentation in Days | 3n[/35x] | O |
| 49 | Confirmation Instructions | 7!x | M |
| 49G | Special Payment Conditions for Beneficiary | 100*65z | O |
| 49H | Special Payment Conditions for Receiving Bank | 100*65z | O |
| 53a | Reimbursing Bank | A or D | O |
| 78 | Instructions to the Paying/Accepting/Negotiating Bank | 12*65x | O |
| 57a | 'Advise Through' Bank | A, B, or D | O |
| 72Z | Sender to Receiver Information | 6*35z | O |
| 58a | Requested Confirmation Party | [/1!a]/[34x] | O |

12.3.2 MT 701 Issue of a Documentary Credit

This message is sent by the issuing bank to the advising bank.

It is used to indicate the terms and conditions of a documentary credit which has been originated by the Sender (issuing bank).

This message is sent in addition to an MT 700 Issue of a Documentary Credit, when the information in the documentary credit exceeds the maximum input message length of the MT 700. Maximum Length: 10000

"As per SWIFT November 2018, system should support below specifications for extension messages (MT701):

- Maximum of 7 extension messages can be generated
- Tag 45A can appear in more than one message (either in MT700 or in multiple MT701s).
- Tag 45A should not repeat more than once in a single message
- Tag 45A can have 6500 characters (100*65z)
- Size limitation of Tag 45A, in theory, could be 8 x 100 x 65, some 52,000 characters.
- If details provided for Description of goods, Description of documents, Additional conditions, Special Payment conditions for Beneficiary and Special Payment conditions for Receiving Bank exceeds 80000 characters, all messages (MT700 and MT701s) should go in repair.
- Adoption of the extended Z Character Set for long fields, includes fields 45, 46, 47 and 49

STP processing of seven extension messages is supported for LC Issuance (MT700/701s)

Support is provided to capture 32000 characters in description fields in the below maintenance screens:

- Commodity Code Maintenance (BCDCOMCD)
- Goods Description

- Document Code Maintenance (BCDDOCCD)
- Document Long Description
- Free Format Code Maintenance (BCDFFTCD)
- Free Format Text
- Clause Code Maintenance (LCDCLAMA)
- Clause Description
- LC Product Maintenance (LCDPRMNT)
- Clause Description
- FFT Description

12.3.2.1 **Format Specifications**

| Field Tag | Field Name | Format | Mandatory/ Optional |
|-----------|---|---------|---------------------|
| 27 | Sequence of Total | 1!n/1!n | M |
| 20 | Documentary Credit Number | 16x | M |
| 45A | Description of Goods and/or Services | 100*65z | O |
| 46A | Documents Required | 100*65z | O |
| 47A | Additional Conditions | 100*65z | O |
| 49G | Special Payment Conditions for Beneficiary | 100*65z | O |
| 49H | Special Payment Conditions for Receiving Bank | 100*65z | O |

12.3.3 **MT 705 Pre-Advice of a Documentary Credit**

This message is sent by the issuing bank to the advising bank.

It is a brief advice of a documentary credit, the full details of which will follow.

The pre-advice is not an operative credit instrument. Unless otherwise stated, the issuing bank must forward the operative credit instrument, i.e., MT 700 Issue of a Documentary credit, without delay.

Maximum Length: 2000

When an Advising Bank receives this message, the system creates a Pre-advice Export LC contract automatically through STP processing.

12.3.3.1 Format Specifications

| Field Tag | Field Name | Format | Mandatory/Optional |
|-----------|--|-----------------|--------------------|
| 40A | Form of Documentary Credit | 24x | M |
| 20 | Documentary Credit Number | 16x | M |
| 31D | Date and Place of Expiry | 6!n29x | M |
| 50 | Applicant | 4*35x | M |
| 59 | Beneficiary | [/34x] 4*35x | M |
| 32B | Currency Code, Amount | 3!a15d | M |
| 39A | Percentage Credit Amount Tolerance | 2n/2n | O |
| 39C | Additional Amounts Covered | 4*35x | O |
| 41a | Available With ... By ... | A or D | O |
| 44A | Place of Taking in Charge/Dispatch from .../Place of Receipt | 1*65x | O |
| 44E | Port of Loading/Airport of Departure | 1*65x | O |
| 44F | Port of Discharge/Airport of Destination | 1*65x | O |
| 44B | Place of Final Destination/For Transportation to .../Place of Delivery | 1*65x | O |
| 44C | Latest Date of Shipment | 6!n | O |
| 79Z | Narrative | 6*35z | O |

12.3.4 MT 707 Amendment to a Documentary Credit

This message is sent by issuing bank to the advising bank. It is also sent by an advising bank to another advising bank or by a transferring bank to an advising bank.

This message informs the Receiver of amendments to the terms and conditions of a documentary credit.

You can sent up to seven MT708s in addition to the MT707.

Information conveyed in a designated field in this message must not repeat information in the same field in the related MT 707. Information in this message must not conflict with any information that is present in the related MT 707.

Maximum Length: 10000

12.3.4.1 Format Specifications

| Field Tag | Field Name | Format | Mandatory/Optional |
|-----------|---------------------------------------|-----------------|--------------------|
| 27 | Sequence of Total | 1!n/1!n | M |
| 20 | Sender's Reference | 16x | M |
| 21 | Receiver's Reference | 16x | M |
| 21A | Documentary Credit Number | 16x | M |
| 23 | Issuing Bank's Reference | 16x | M |
| 52a | Issuing Bank | A or D | O |
| 50 | Changed Application Details | 4*35x | O |
| 50B | Non-bank Issuer | 4*35x | O |
| 31C | Date of Issue | 6!n | M |
| 26E | Number of Amendment | 3n | M |
| 30 | Date of Amendment | 6!n | M |
| 22A | Purpose of Message | 4!c | M |
| 23S | Cancellation Request | 6!a | M |
| 40A | Form of Documentary Credit | 24x | O |
| 40E | Applicable Rules | 30x[/35x] | O |
| 31D | Date and Place of Expiry | 6!n29x | O |
| 59 | Beneficiary | [/34x] 4*35x | O |
| 32B | Increase of Documentary Credit Amount | 3!a15d | O |
| 33B | Decrease of Documentary Credit Amount | 3!a15d | O |
| 39A | Percentage Credit Amount Tolerance | 2n/2n | O |
| 39C | Additional Amounts Covered | 4*35x | O |
| 41a | Available With By ... | A or D | O |
| 42C | Drafts at... | 3*35x | O |
| 42a | Drawee | A or D | O |
| 42M | Mixed Payment Details | 4*35x | O |
| 42P | Negotiation/Deferred Payment Details | 4*35x | O |
| 43P | Partial Shipments | 11x | O |
| 43T | Transshipment | 11x | O |

| | | | |
|-----|---|------------------|---|
| 44A | Place of Taking in Charge/Dispatch from.../Place of Receipt | 65x | O |
| 44E | Port of Loading/Airport of Departure | 65x | O |
| 44F | Port of Discharge/Airport of Destination | 65x | O |
| 44B | Place of Final Destination/For Transportation to.../Place of Delivery | 65x | O |
| 44C | Latest Date of Shipment | 6!n | O |
| 44D | Shipment Period | 6*65x | O |
| 45B | Description of Goods and/or Services | 100*65z | O |
| 46B | Documents Required | 100*65z | O |
| 47B | Additional Conditions | 100*65z | O |
| 49M | Special Payment Conditions for Beneficiary | 100*65z | O |
| 49N | Special Payment Conditions for Receiving Bank | 100*65z | O |
| 71D | Charges | 6*35z | O |
| 71N | Amendment Charge Payable By | /4!c/ [6*35z] | O |
| 72Z | Sender To Receiver Information | 6*35z | O |
| 57a | 'Advice through' Bank | A, B or D | O |
| 78 | Instructions to the Paying/Accepting/Negotiating Bank | 12*65 | O |
| 53a | Reimbursing Bank | A or D | O |
| 58a | Requested Confirmation Party | A or D | O |
| 49 | Confirmation Instructions | 7!x | O |
| 48 | Period for Presentation in Days | 3n[/35x] | O |

Note

Field 72 will be split into two if the total length of the field exceeds 1750 characters.

12.3.5 **MT 708 Amendment to a Documentary Credit**

This message is sent in conjunction with the MT 707 message by the party that issues the amendment. This message specifies the wording of the amendment.

The Usage Rules have been updated to support more extension messages, from prior 3 to a maximum of 7 extension messages.

12.3.5.1 STP Processing of additional Extension Messages for Amendment of LC (MT708)

- "System is enhanced to support upload of Amendment extension messages (MT708). A maximum of 7 extension messages (MT708) can be uploaded.
- "Upload of below tags is supported:
 - Tag 45B (Description of Goods and Services)
 - Tag 46B (Description of Documents and Clauses)
 - Tag 49M (Special Payment Conditions for Beneficiary)
 - Tag 49N (Special Payment Conditions for Receiving Bank)
- "Description details received with /ADD/ , /DELETE/ , /REPALL/ will be processed

12.3.5.2 Format Specifications

| Field Tag | Field Name | Format | Mandatory/ Optional |
|-----------|---|---------|---------------------|
| 27 | Sequence of Total | 1!n/1!n | M |
| 20 | Sender's Reference | 16x | M |
| 21A | Documentary Credit Number | 16x | M |
| 26E | Number of Amendment | 3n | M |
| 30 | Date of Amendment | 6!n | M |
| 45B | Description of Goods and/or Services | 100*65z | O |
| 46B | Documents Required | 100*65z | O |
| 47B | Additonal Conditions | 100*65z | O |
| 49G | Special Payment Conditions for Beneficiary | 100*65z | O |
| 49H | Special Payment Conditions for Receiving Bank | 100*65z | O |

12.3.6 MT 710 Advice of a Third Bank's or a Non-Bank's Documentary Credit

This message is sent by an advising bank, which has received a documentary credit from the issuing bank or the non-bank issuer, to the bank advising the beneficiary or another advising bank.

It is used to advise the Receiver about the terms and conditions of a documentary credit.

Maximum Length: 10000

12.3.6.1 Format Specifications

| Field Tag | Field Name | Format | Mandatory /Optional |
|-----------|--|-----------------|---------------------|
| 27 | Sequence of Total | 1!n/1!n | M |
| 40B | Form of Documentary Credit | 24x 24x | M |
| 20 | Sender's Reference | 16x | M |
| 21 | Documentary Credit Number | 16x | M |
| 23 | Reference to Pre-Advice | 16x | O |
| 31C | Date of Issue | 6!n | M |
| 40E | Applicable Rules | 30x[/35x] | M |
| 31D | Date and Place of Expiry | 6!n29x | M |
| 52a | Issuing Bank | A or D | O |
| 50B | Non-Bank Issuer | 4*35x | O |
| 51a | Applicant Bank | A or D | O |
| 50 | Applicant | 4*35x | M |
| 59 | Beneficiary | [/34x] 4*35x | M |
| 32B | Currency Code, Amount | 3!a15d | M |
| 39A | Percentage Credit Amount Tolerance | 2n/2n | O |
| 39C | Additional Amounts Covered | 4*35x | O |
| 41a | Available With ... By ... | A or D | M |
| 42C | Drafts at ... | 3*35x | O |
| 42a | Drawee | A or D | O |
| 42M | Mixed Payment Details | 4*35x | O |
| 42P | Negotiation/Deferred Payment Details | 4*35x | O |
| 43P | Partial Shipments | 11x | O |
| 43T | Transshipment | 1*35x | O |
| 44A | Place of Taking in Charge/Dispatch from .../Place of Receipt | 1*65x | O |
| 44E | Port of Loading/Airport of Departure | 1*65x | O |
| 44F | Port of Discharge/Airport of Destination | 1*65x | O |
| 44B | Place of Final Destination/For Transportation to .../Place of Delivery | 1*65x | O |

| | | | |
|-----|---|------------|---|
| 44C | Latest Date of Shipment | 6!n | O |
| 44D | Shipment Period | 6*65x | O |
| 45A | Description of Goods and/or Services | 100*65z | O |
| 46A | Documents Required | 100*65z | O |
| 47A | Additional Conditions | 100*65z | O |
| 49G | Special Payment Conditions for Beneficiary | 100*65z | O |
| 49H | Special Payment Conditions for Receiving Bank | 100*65z | O |
| 71D | Charges | 6*35z | O |
| 48 | Period for Presentation in Days | 3n[/35x] | O |
| 49 | Confirmation Instructions | 7!x | M |
| 58a | Requested Confirmation Party | A or D | O |
| 53a | Reimbursing Bank | A or D | O |
| 78 | Instructions to the Paying/Accepting/Negotiating Bank | 12*65x | O |
| 57a | 'Advise Through' Bank | A, B, or D | O |
| 72Z | Sender to Receiver Information | 6*35z | O |

12.3.7 **MT 711 Advice of a Third Bank's or a Non-Bank's Documentary Credit**

This message is sent by an advising bank, which has received a documentary credit from the issuing bank or the non-bank issuer, to the bank advising the beneficiary or another advising bank.

It is used to advise the Receiver about the terms and conditions of a documentary credit.

This message is sent in addition to an MT 710 Advice of a Third Bank's or a Non-Bank's Documentary Credit, when the information in the documentary credit exceeds the maximum input message length of the MT 710.

Maximum Length: 10000

"As per SWIFT November 2018, system should support below specifications for extension messages (MT711):

- Maximum of 7 extension messages can be generated
- Tag 45A can appear in more than one message (either in MT700 or in multiple MT701s).
- Tag 45A should not repeat more than once in a single message
- Tag 45A can have 6500 characters (100*65z)
- Size limitation of Tag 45A, in theory, could be 8 x 100 x 65, some 52,000 characters.
- If details provided for Description of goods, Description of documents, Additional conditions, Special Payment conditions for Beneficiary and Special Payment conditions for Receiving Bank exceeds 80000 characters, all messages (MT700 and MT701s) should go in repair.
- Adoption of the extended Z Character Set for long fields, includes fields 45, 46, 47 and 49

12.3.7.1 Format Specifications

| Field Tag | Field Name | Format | Mandatory /Optional |
|-----------|---|---------|---------------------|
| 27 | Sequence of Total | 1!n/1!n | M |
| 20 | Sender's Reference | 16x | M |
| 21 | Documentary Credit Number | 16x | M |
| 45A | Description of Goods and/or Services | 100*65z | O |
| 46A | Documents Required | 100*65z | O |
| 47A | Additional Conditions | 100*65z | O |
| 49G | Special Payment Conditions for Beneficiary | 100*65z | O |
| 49H | Special Payment Conditions for Receiving Bank | 100*65z | O |

12.3.8 MT 720 Transfer of a Documentary Credit

When a beneficiary has requested the transfer of a documentary credit - originally issued by a bank or a non-bank - to a second beneficiary, this message is sent by the bank authorized to advise the transfer of the documentary credit, to the bank advising the second beneficiary.

It is used to advise the Receiver about the terms and conditions of the transferred documentary credit, or part thereof.

Maximum Length: 10000

The system follows the below STP process for MT720 message:

1. Upto 8 MT721 can be sent in additional to MT 720 messages.
2. Information related to designated field in this message should not repeat in the field related to MT 720.
3. Information message should not conflict with the information present related to MT 720.

12.3.8.1 Format Specifications

| Field Tag | Field Name | Format | Mandatory/ Optional |
|-----------|--|-----------------|---------------------|
| 27 | Sequence of Total | 1!n/1!n | M |
| 40B | Form of Documentary Credit | 24x 24x | M |
| 20 | Transferring Bank's Reference | 16x | M |
| 21 | Documentary Credit Number | 16x | M |
| 31C | Date of Issue | 6!n | M |
| 40E | Applicable Rules | 30x[/35x] | M |
| 31D | Date and Place of Expiry | 6!n29x | M |
| 52a | Issuing Bank of the Original Documentary Credit | A or D | O |
| 50B | Non-Bank Issuer of the Original Documentary Credit | 4*35x | O |
| 50 | First Beneficiary | 4*35x | M |
| 59 | Second Beneficiary | [/34x] 4*35x | M |
| 32B | Currency Code, Amount | 3!a15d | M |
| 39A | Percentage Credit Amount Tolerance | 2n/2n | O |
| 39C | Additional Amounts Covered | 4*35x | O |
| 41a | Available With.. By .. | A or D | M |
| 42C | Drafts at ... | 3*35x | O |
| 42a | Drawee | A or D | O |
| 42M | Mixed Payment Details | 4*35x | O |
| 42P | Negotiation/Deferred Payment Details | 4*35x | O |
| 43P | Partial Shipments | 11x | O |
| 43T | Transshipment | 11x | O |
| 44A | Place of Taking in Charge/Dispatch from .../Place of Receipt | 1*65x | O |
| 44E | Port of Loading/Airport of Departure | 1*65x | O |
| 44F | Port of Discharge/Airport of Destination | 1*65x | O |
| 44B | Place of Final Destination/For Transportation to .../Place of Delivery | 1*65x | O |

| | | | |
|-----|---|-----------|---|
| 44C | Latest Date of Shipment | 6!n | O |
| 44D | Shipment Period | 6*65x | O |
| 45A | Description of Goods and/or Services | 100*65z | O |
| 46A | Documents Required | 100*65z | O |
| 47A | Additional Conditions | 100*65z | O |
| 49G | Special Payment Conditions for Beneficiary | 100*65z | O |
| 49H | Special Payment Conditions for Receiving Bank | 100*65z | O |
| 71D | Charges | 6*35z | O |
| 48 | Period for Presentation in Days | 3n[/35x] | O |
| 49 | Confirmation Instructions | 7!x | M |
| 58a | Requested Confirmation Party | A or D | O |
| 78 | Instructions to the Paying/Accepting/ Negotiating Bank | 12*65x | O |
| 57a | 'Advise Through' Bank | A, B or D | O |
| 72Z | Sender to Receiver Information | 6*35z | O |

12.3.9 **MT 721 Transfer of a Documentary Credit**

When a beneficiary has requested the transfer of a documentary credit - originally issued by a bank or a non-bank - to a second beneficiary, this message is sent by the bank authorized to advise the transfer of the documentary credit, to the bank advising the second beneficiary.

It is used to advise the Receiver about the terms and conditions of the transferred documentary credit, or part thereof.

The message is sent in addition to an MT 720 Transfer of a Documentary Credit, when the information in the documentary credit exceeds the maximum input message length of the MT 720.

Maximum Length: 10000

"As per SWIFT November 2018, system should support below specifications for extension messages (MT721):

- Maximum of 7 extension messages can be generated
- Tag 45A can appear in more than one message (either in MT700 or in multiple MT701s).
- Tag 45A should not repeat more than once in a single message
- Tag 45A can have 6500 characters (100*65z)
- Size limitation of Tag 45A, in theory, could be 8 x 100 x 65, some 52,000 characters.
- If details provided for Description of goods, Description of documents, Additional conditions, Special Payment conditions for Beneficiary and Special Payment conditions for Receiving Bank exceeds 80000 characters, all messages (MT700 and MT701s) should go in repair.
- Adoption of the extended Z Character Set for long fields, includes fields 45, 46, 47 and 49

12.3.9.1 Format Specifications

| Field Tag | Field Name | Format | Mandatory/Optional |
|-----------|---|---------|--------------------|
| 27 | Sequence of Total | 1!n/1!n | M |
| 20 | Sender's Reference | 16x | M |
| 21 | Documentary Credit Number | 16x | M |
| 45A | Description of Goods and/or Services | 100*65z | O |
| 46A | Documents Required | 100*65z | O |
| 47A | Additional Conditions | 100*65z | O |
| 49G | Special Payment Conditions for Beneficiary | 100*65z | O |
| 49H | Special Payment Conditions for Receiving Bank | 100*65z | O |

12.3.10 MT 730 Acknowledgement

This message is used to acknowledge receipt of any documentary credit message. When applicable, it may also explicitly indicate that the message has been forwarded according to instructions.

This message type may also be used:

- to account for bank charges
- to advise of acceptance or rejection of an amendment of a credit

Maximum Length: 2000

12.3.10.1 Format Specifications

| Field Tag | Field Name | Format | Mandatory/Optional |
|-----------|------------------------------------|--------|--------------------|
| 20 | Sender's Reference | 16x | M |
| 21 | Receiver's Reference | 16x | M |
| 25 | Account Identification | 35x | O |
| 30 | Date of Message Being Acknowledged | 6!n | M |
| 32a | Amount of Charges | B or D | O |
| 57a | Account With Bank | A or D | O |
| 71D | Charges | 6*35z | O |
| 72Z | Sender to Receiver Information | 6*35z | O |
| 79Z | Narrative | 35*50z | O |

12.3.11 MT 732 Advice of Discharge

This message is typically sent by the issuing bank to the paying/negotiating or accepting bank. It may also be sent by the paying/accepting/negotiating bank to the bank from which it has received documents.

It is used to advise the Receiver that the documents received with discrepancies have been taken up.

Maximum Length: 2000

12.3.11.1 Format Specifications

| Field Tag | Field Name | Format | Mandatory/Optional |
|-----------|--|--------|--------------------|
| 20 | Sender's TRN | 16x | M |
| 21 | Presenting Bank's Reference | 16x | M |
| 30 | Date of Advice of Payment/Acceptance/Negotiation | 6!n | M |
| 32B | Amount of Utilization | 3!a15d | M |
| 72Z | Sender to Receiver Information | 6*35z | O |

12.3.12 MT 734 Advice of Refusal

Advises the refusal of documents that are not in accordance with the terms and conditions of a documentary credit

MT 734 message is generated on bill booking. During book of an import bill under LC with stage as initial, the system allows the input of Non-acceptance message date or Non-Pay message date based on the operation. Corresponding message Acceptance Refusal or Payment Refusal (MT 734) message is generated against the corresponding event REFA or REFP. Advices associated with BOOK event will also be picked up.

Maximum Length: 10000

12.3.12.1 Format Specifications

| Field Tag | Field Name | Format | Mandatory/Optional |
|-----------|--------------------------------|-----------|--------------------|
| 20 | Sender's TRN | 16x | M |
| 21 | Presenting Bank's Reference | 16x | M |
| 32A | Date and Amount of Utilization | 6!n3!a15d | M |
| 73A | Charges Claimed | 6*35z | O |
| 33a | Total Amount Claimed | A or B | O |
| 57a | Account With Bank | A, B or D | O |
| 72Z | Sender to Receiver Information | 6*35z | O |
| 77J | Discrepancies | 70*50x | O |
| 77B | Disposal of Documents | 3*35x | M |

Note

Field 77B will have the following format for line 1 –3:

- Line 1: /8c/[additional information]
- Line 2-6: [//add'l information]

The following codes are supported for field 77B:

- HOLD
 - RETURN
-

12.3.13 MT 740 Authorization to Reimburse

This message is sent by the issuing bank to the reimbursing bank.

It is used to request the Receiver to honour claims for reimbursement of payment(s) or negotiation(s) under a documentary credit.

The MT 740 authorizes the reimbursing bank to debit the account of the Sender, or one of the Sender's branches if so indicated, for reimbursements effected in accordance with the instructions in the MT 740.

Maximum Length: 2000

12.3.13.1 Format Specifications

| Field Tag | Field Name | Format | Mandatory/Optional |
|-----------|--------------------------------------|-----------------|--------------------|
| 20 | Documentary Credit Number | 16x | M |
| 25 | Account Identification | 35x | O |
| 40F | Applicable Rules | 30x | M |
| 31D | Date and Place of Expiry | 6!n29x | O |
| 58a | Negotiating Bank | A or D | O |
| 59 | Beneficiary | [/34x] 4*35x | O |
| 32B | Credit Amount | 3!a15d | M |
| 39A | Percentage Credit Amount Tolerance | 2n/2n | O |
| 39C | Additional Amounts Covered | 4*35x | O |
| 41a | Available With ... By ... | A or D | M |
| 42C | Drafts at ... | 3*35x | O |
| 42a | Drawee | A or D | O |
| 42M | Mixed Payment Details | 4*35x | O |
| 42P | Negotiation/Deferred Payment Details | 4*35x | O |
| 71A | Reimbursing Bank's Charges | 3!a | O |
| 71D | Other Charges | 6*35z | O |
| 72Z | Sender to Receiver Information | 6*35z | O |

12.3.14 MT 742 Reimbursement Claim

This message is sent by the paying/negotiating bank to the bank authorized to reimburse the Sender for its payments/negotiations.

It is used to claim reimbursement of payment(s) or negotiation(s) under a documentary credit, as relevant to the reimbursing bank.

Maximum Length: 2000

12.3.14.1 Format Specifications

| Field Tag | Field Name | Format | Mandatory/Optional |
|-----------|--|------------|--------------------|
| 20 | Claiming Bank's Reference | 16x | M |
| 21 | Documentary Credit Number | 16x | M |
| 31C | Date of Issue | 6!n | O |
| 52a | Issuing Bank | A or D | M |
| 32B | Principal Amount Claimed | 3!a15d | M |
| 33B | Additional Amount Claimed as Allowed for in Excess of Principal Amount | 3!a15d | O |
| 71D | Other Charges | 6*35z | O |
| 34a | Total Amount Claimed | A or B | M |
| 57a | Account With Bank | A, B, or D | O |
| 58a | Beneficiary Bank | A or D | O |
| 72Z | Sender to Receiver Information | 6*35z | O |

12.3.15 MT 744 Notice of Non-Conforming Reimbursement Claim

This message is sent by the reimbursing bank to the bank claiming reimbursement.

It is used to notify the Receiver that the Sender considers the claim, on the face of it, as not to be in accordance with the instruction in the Reimbursement Authorisation. The Sender also provides the Receiver with details regarding the disposal of the claim.

12.3.15.1 Format Specifications

| Field Tag | Field Name | Format | Mandatory/ Optional |
|-----------|---------------------------------|----------------|---------------------|
| 20 | Sender's Reference | 16x | M |
| 21 | Claiming Bank's Reference | 16x | M |
| 52a | Issuing Bank | A or D | M |
| 21A | Documentary Credit Number | 16x | M |
| 31C | Date of Issue | 6!n | O |
| 34a | Total Amount Claimed | A or B | M |
| 73R | Reason for Non-Payment | /4!c/ [35x] | M |
| 73S | Disposal of Reimbursement Claim | /4!c/ [35x] | M |
| 71D | Reimbursing Bank's Charges | 6*35x | O |
| 72Z | Sender to Receiver Information | 6*35x | O |

12.3.16 MT 747 Amendment to an Authorization to Reimburse

This message is sent by the bank which has issued an authorization to reimburse (issuing bank) to the reimbursing bank.

It is used to inform the Receiver about amendments to the terms and conditions of the credit relevant to the authorization to reimburse.

The amendment is to be considered as part of the authorization to reimburse.

Maximum Length: 2000

12.3.16.1 Format Specifications

| Field Tag | Field Name | Format | Mandatory/Optional |
|-----------|---|--------|--------------------|
| 20 | Documentary Credit Number | 16x | M |
| 21 | Reimbursing Bank's Reference | 16x | O |
| 30 | Date of the Original Authorisation to Reimburse | 6!n | M |
| 31E | New Date of Expiry | 6!n | O |
| 32B | Increase of Documentary Credit Amount | 3!a15d | O |
| 33B | Decrease of Documentary Credit Amount | 3!a15d | O |
| 34B | New Documentary Credit Amount After Amendment | 3!a15d | O |
| 39A | Percentage Credit Amount Tolerance | 2n/2n | O |
| 39C | Additional Amounts Covered | 4*35x | O |
| 72Z | Sender to Receiver Information | 6*35z | O |
| 77 | Narrative | 20*35x | O |

12.3.17 MT 750 Advice of Discrepancy

This message is sent by the bank to which documents have been presented to the issuing bank. It may also be sent to a bank nominated to pay/accept/negotiate/incur a deferred payment undertaking. It is used to advise the Receiver that documents which have been presented are not in accordance with the terms and conditions of the credit.

The MT 750 is a request for authorization to take up documents. Authorization may be provided using an MT 752 Authorization to Pay, Accept or Negotiate; a negative reply to the request may be provided using an MT 796 Answers.

Maximum Length: 10000

12.3.17.1 Format Specifications

| Field Tag | Field Name | Format | Mandatory/Optional |
|-----------|--------------------------------|-----------|--------------------|
| 20 | Presenting Bank's Reference | 16x | M |
| 21 | Related Reference | 16x | M |
| 32B | Principal Amount | 3!a15d | M |
| 33B | Additional Amount | 3!a15d | O |
| 71D | Charges to be Deducted | 6*35z | O |
| 73A | Charges to be Added | 6*35z | O |
| 34B | Total Amount to be Paid | 3!a15d | O |
| 57a | Account With Bank | A, B or D | O |
| 72Z | Sender to Receiver Information | 6*35z | O |
| 77J | Discrepancies | 70*50x | O |

12.3.18 MT 752 Authorization to Pay, Accept or Negotiate

This message is sent by the issuing bank, or the nominated bank if so authorized by the issuing bank, to a paying/accepting/negotiating bank in response to a request for authorization to pay/accept/negotiate/incur a deferred payment undertaking previously requested via an MT 750 Advice of Discrepancy or otherwise.

It is used to advise the Receiver that documents may be taken up, notwithstanding the discrepancies, provided they are otherwise in order.

Maximum Length: 2000

12.3.18.1 Format Specifications

| Field Tag | Field Name | Format | Mandatory/Optional |
|-----------|--|------------|--------------------|
| 20 | Documentary Credit Number | 16x | M |
| 21 | Presenting Bank's Reference | 16x | M |
| 23 | Further Identification | 16x | M |
| 30 | Date of Advice of Discrepancy or Mailing | 6!n | M |
| 32B | Total Amount Advised | 3!a15d | O |
| 71D | Charges to be Deducted | 6*35z | O |
| 33a | Net Amount | A or B | O |
| 53a | Sender's Correspondent | A, B, or D | O |
| 54a | Receiver's Correspondent | A, B, or D | O |
| 72Z | Sender to Receiver Information | 6*35z | O |
| 79Z | Narrative | 35*50z | O |

12.3.19 MT 754 Advice of Payment/Acceptance/Negotiation

This message is sent by the paying, accepting or negotiating bank, or the bank incurring a deferred payment undertaking, to the issuing bank. It may also be sent by the bank to which documents have been presented to a bank that has been nominated to pay/accept.

It is used to advise the Receiver that documents were presented in accordance with the credit terms and are being forwarded as instructed.

The MT 754 may also be used:

- for the settlement of the payment/negotiation
- as a pre-notification of a reimbursement claim from the claiming bank to the issuing bank
- as a pre-debit notification from the claiming bank to the issuing bank

Note

Where a pre-debit notification from the reimbursing bank to the issuing bank is required, banks should use the MT 799 Free Format message, specifying the future date of debit.

Maximum Length: 2000

12.3.19.1 Format Specifications

| Field Tag | Field Name | Format | Mandatory/Optional |
|-----------|---|---------------|--------------------|
| 20 | Sender's Reference | 16x | M |
| 21 | Related Reference | 16x | M |
| 32a | Principal Amount Paid/Accepted/ Negotiated | A or B | M |
| 33B | Additional Amounts | 3!a15d | O |
| 71D | Charges to be Deducted | 6*35z | O |
| 73A | Charges Added | 6*35z | O |
| 34a | Total Amount Claimed | A or B | O |
| 53a | Reimbursing Bank | A, B, or D | O |
| 57a | Account With Bank | A, B, or D | O |
| 58a | Beneficiary Bank | A or D | O |
| 72Z | Sender to Receiver Information | 6*35z | O |
| 77 | Narrative | 20*35x | O |

12.3.20 MT 756 Advice of Reimbursement or Payment

This message is sent by the issuing bank to the bank from which it has received documents or by the reimbursing bank to the bank from which it has received a reimbursement claim. It may also be sent by the bank nominated to pay/accept/negotiate/incur a deferred payment undertaking to the bank from which it has received documents.

It is used to advise the Receiver about reimbursement or payment, to that bank, for a drawing under a documentary credit for which no specific reimbursement instructions or payment provisions were provided.

The account relationship between the Sender and the Receiver is used unless otherwise expressly stated in the message.

Maximum Length: 2000

12.3.20.1 Format Specifications

| Field Tag | Field Name | Format | Mandatory/Optional |
|-----------|--------------------------------|------------|--------------------|
| 20 | Sender's Reference | 16x | M |
| 21 | Presenting Bank's Reference | 16x | M |
| 32B | Total Amount Claimed | 3!a15d | M |
| 33A | Amount Reimbursed or Paid | 6!n3!a15d | M |
| 53a | Sender's Correspondent | A, B, or D | O |
| 54a | Receiver's Correspondent | A, B, or D | O |
| 72Z | Sender to Receiver Information | 6*35z | O |
| 79Z | Narrative | 35*50z | O |

12.3.21 Additional Extension Messages - (MT701 / MT711 / MT721)

"Support of additional extension messages from a maximum of 3 to a maximum of 7 extension messages with tags is provided:

- 45A - Description of Goods
- 46A - Description of Documents and Clauses
- 47A - Additional Conditions
- 49G - Special Payment Conditions for Beneficiary
- 49H - Special Payment Conditions for Receiving Bank

12.3.22 STP Processing of additional Extension Messages - (MT701, MT711, MT721)

STP Processing of additional Extension Messages is supported to upload pre-defined characters of:

- 7 extension messages (MT701s, MT711s, MT721s)
- Goods Description from multiple messages
- Documents and Clauses description from multiple messages
- Special Payment Conditions for Beneficiary
- Special Payment Conditions for Receiving Bank

12.3.23 MT (770/700/701) Application for Issuance of Documentary Credit – C2B

Application for LC Issuance sent by Importer (Applicant) to Issuing Bank.

Series of MT 798 Messages – 770/700/701 initiates LC.

12.3.23.1 Format Specifications

MT 798<770> - LC Application Index Section 1 - MT 798 Structure

| Field Tag | Field Name | Format | Optional/Mandatory |
|-----------|------------|--------|--------------------|
| | | | |

| | | | |
|-----|------------------------------|------------------------------|---|
| 20 | Transaction Reference Number | 16x | M |
| 12 | Sub-Message Type | 3!n | M |
| 77E | Proprietary Message | 73z (Text) [n*78z] (Text) | M |

Section 2 – Field 77E Structure

| Filed Tag | Field Name | Format | Optional/Mandatory |
|-----------|-----------------------------|--|--------------------|
| 27A | Message Index/Total | 1!n/1!n (Message Index)/ (Total) | M |
| 21A | Customer Reference Number | 16x | M |
| 21T | Customer Business Reference | 16x | M |
| 21P | Bank Reference Number | 16x | O |
| 21S | Bank Business Reference | 16x | O |
| 25F | Text Purpose | 5!c | M |
| 13E | Message Creation Date Time | 8!n4!n (Date)(Time) | M |
| 24D | Method of Issue | 4!c[/35x] (Method) (Additional Information) | M |
| 53C | Debit Account Number | /34x (Account) | O |

| | | | |
|-----|-----------------------------------|--|---|
| 71A | Bank Charges Payable By | 3!a (Code) | M |
| 73A | Charges Information | 6*35z (Narrative) | O |
| 25A | Charges Debit Account Number | /34x (Account) | O |
| 71M | Confirmation Charges Payable By | 4!a (Code) | O |
| 58a | Advising Bank | A [/1!a]/[34x] (Party Identifier) 4!a2!a2!c[3!c] (Identifier Code) D [/1!a]/[34x] (Party Identifier) 4*35x (Name & Address) | O |
| 29T | Transport Mode | 4!c/[35x] (Code) (Narrative) | O |
| 21E | Forward Contract Reference Number | 35x (Text) | O |
| 45C | Applicant Undertaking | 100*65z (Narrative) | O |
| 29A | Customer Contact | 4*35x (Narrative) | O |
| 72Z | Corporate to Bank Information | 6*35z (Narrative) | O |
| 23X | File Identification | 4!c/65x (Code) (Narrative) | O |
| 29S | Customer Identifier | 4!c/35x (Code) (Party Identifier) | O |
| 29P | Processing Bank Identifier | 4!a2!a2!c[3!c] (Identifier Code) | O |
| 29U | Lead Bank Identifier | 4!a2!a2!c[3!c] (Identifier Code) | O |

MT 798<700> - LC Application Details Section 1 - MT 798 Structure

| Field Tag | Field Name | Format | Optional/Mandatory |
|-----------|------------------------------|------------------------------|--------------------|
| 20 | Transaction Reference Number | 16x | M |
| 12 | Sub-Message Type | 3!n | M |
| 77E | Proprietary Message | 73z (Text) [n*78z] (Text) | M |

Section 2 – Field 77E Structure [MT 700]

| Field Tag | Field Name | Format | Optional/Mandatory |
|-----------|----------------------------|--|--------------------|
| 27A | Message Index/Total | 1!n/1!n (Message Index)/ (Total) | M |
| 21A | Customer Reference Number | 16x | M |
| 27 | Sequence of Total | 1!n/1!n (Number) (Total) | M |
| 40A | Form of Documentary Credit | 24x (Type) | M |
| 20 | Documentary Credit Number | 16x | M |
| 23 | Reference to Pre-Advice | 16x | O |
| 31C | Date of Issue | 6!n (Date) | M |
| 40E | Applicable Rules | 30x[/35x] (Applicable Rules) (Narrative) | M |
| 31D | Date and Place of Expiry | 6!n29x (Date) (Place) | M |

| | | | |
|-----|---------------------------------------|---|---|
| 51a | Applicant Bank | A [/1!a]/[34x] (Party Identifier) 4!a2!a2!c[3!c] (Identifier Code) | O |
| 50 | Applicant | 4*35x (Name & Address) | M |
| 59 | Beneficiary | [/34x] (Account 4*35x) (Name & Address) | M |
| 32B | Currency Code, Amount | 3!a15d (Currency) (Amount) | M |
| 39A | Percentage Credit Amount Tolerance | 2n/2n (Tolerance 1)(Tolerance 2) | O |
| 39B | Maximum Credit Amount | 13x | O |
| 39C | Additional Amounts Covered | 4*35x (Narrative) | O |
| 41a | Available With ... By ... | A 4!a2!a2!c[3!c] (Identifier Code) 14x (Code) D 4*35x (Name & | M |
| 42C | Drafts at ... | 3*35x (Narrative) | O |
| 42a | Drawee | A [/1!a]/[34x] (Party Identifier) 4!a2!a2!c[3!c] (Identifier Code) | O |
| 42M | Mixed Payment Details | 4*35x (Narrative) | O |
| 42P | Deferred Payment Details | 4*35x (Narrative) | O |
| 43P | Partial Shipments | 11x | O |
| 43T | Transshipment | 11x | O |

| | | | |
|-----|--|--|---|
| 44A | Place of Taking in Charge/Dispatch from .../Place of Receipt | 1*65x (Narrative) | O |
| 44E | Port of Loading/Airport of Departure | 1*65x (Narrative) | O |
| 44F | Port of Discharge/Airport of Destination | 1*65x (Narrative) | O |
| 44B | Place of Final Destination/For Transportation to .../Place of Delivery | 1*65x (Narrative) | O |
| 44C | Latest Date of Shipment | 6!n (Date) | O |
| 44D | Shipment Period | 6*65x (Narrative) | O |
| 45A | Description of Goods and/or Services | 100*65z (Narrative) | O |
| 46A | Documents Required | 100*65z (Narrative) | O |
| 47A | Additional Conditions | 100*65z (Narrative) | O |
| 49G | Special Payment Conditions for Beneficiary | 100*65z | O |
| 49H | Special Payment Conditions for Receiving Bank | 100*65z | O |
| 71D | Charges | 6*35z (Narrative) | O |
| 48 | Period for Presentation | 4*35x (Narrative) | O |
| 49 | Confirmation Instructions | 7!x (Instruction) | M |
| 58a | Requested Confirmation Party | A [/1!a]/[34x] (Party Identifier) 4!a2!a2!c[3!c] (Identifier Code) | O |

| | | | |
|-----|---|---|---|
| 53a | Reimbursing Bank | A [/1!a]/[34x] (Party Identifier) 4!a2!a2!c[3!c] (Identifier Code) | O |
| 78 | Instructions to the Paying/Accepting/Negotiating Bank | 12*65x (Narrative) | O |
| 57a | 'Advise Through' Bank | A [/1!a]/[34x] (Party Identifier) 4!a2!a2!c[3!c] (Identifier Code) | O |
| 72Z | Sender to Receiver Information | 6*35z (Narrative) | O |

MT 798<701> - LC Application Extension Section 1 - MT 798 Structure

| Field Tag | Field Name | Format | Optional/Mandatory |
|-----------|------------------------------|------------------------------|--------------------|
| 20 | Transaction Reference Number | 16x | M |
| 12 | Sub-Message Type | 3!n | M |
| 77E | Proprietary Message | 73z (Text) [n*78z] (Text) | M |

Section 2 – Field 77E Structure [MT 701]

| Field Tag | Field Name | Format | Optional/Mandatory |
|-----------|--------------------------------------|--|--------------------|
| 27A | Message Index/Total | 1!n/1!n (Message Index)/ (Total) | M |
| 21A | Customer Reference Number | 16x | M |
| 27 | Sequence of Total | 1!n/1!n (Number)(Total) | M |
| 20 | Documentary Credit Number | 16x | M |
| 45A | Description of Goods and/or Services | 100*65z (Narrative) | O |

| | | | |
|-----|--|------------------------|---|
| 46A | Documents Required | 100*65z (Narrative) | O |
| 47A | Additional Conditions | 100*65z (Narrative) | O |
| 49G | Special Payment Condi- tions for Beneficiary | 100*65z | O |
| 49H | Special Payment Condi- tions for Receiving Bank | 100*65z | O |

12.3.24 MT (771/700/701) Notification of Draft or Issuance of Documentary Credit – B2C

Notification of LC Issuance sent to the corporate (applicant) by its bank and comprises a series of MT 798 messages.

Collectively these messages notify the issuance of a documentary credit by the issuing bank.

The system generates three records at the outgoing browser:

1. Index Message 771
2. Message Type 700 and
3. Extension message 701

Tag details are retrieved from the contract screen or from the index table which stores the values from MT798 incoming messages.

12.3.24.1 Format Specifications

MT 798<771> - LC Notification of Draft or Issuance Index

Section 1 - MT 798 Structure

| Field Tag | Field Name | Format | Optional/Mandatory |
|-----------|-----------------------------------|------------------------------|--------------------|
| 20 | Transaction Ref- erence Number | 16x | M |
| 12 | Sub-Message Type | 3!n | M |
| 77E | Proprietary Mes- sage | 73z (Text) [n*78z] (Text) | M |

Section 2 – Field 77E Structure

| Field Tag | Field Name | Format | Optional/Mandatory |
|-----------|------------|--------|--------------------|
|-----------|------------|--------|--------------------|

| | | | |
|-----|-------------------------------|--|---|
| 27A | Message Index/ Total | 1!n/1!n (Message Index)/ (Total) | M |
| 21A | Customer Reference Number | 16x | M |
| 21T | Customer Business Reference | 16x | M |
| 21P | Bank Reference Number | 16x | M |
| 21S | Bank Business Reference | 16x | M |
| 20 | Documentary Credit Number | 16x | O |
| 25F | Text Purpose | 5!c | M |
| 12K | Draft Text Version | 2!n (Number) | O |
| 13E | Message Creation Date Time | 8!n4!n (Date)(Time) | M |
| 52a | Issuing Bank | A [/1!a]/[34x] (Party Identifier) 4!a2!a2!c[3!c] (Identifier Code) D [/1!a]/[34x] (Party Identifier) 4*35x (Name & Address) | M |
| 58a | Advising Bank | A [/1!a]/[34x] (Party Identifier) 4!a2!a2!c[3!c] (Identifier Code) D [/1!a]/[34x] (Party Identifier) 4*35x (Name & Address) | O |
| 29B | Bank Contact | 4*35x (Narrative) | O |
| 72Z | Bank to Corporate Information | 6*35z (Narrative) | O |

| | | | |
|-----|----------------------------|--|---|
| 23X | File Identification | /4!c/65x (Code)(File Name or Reference) | O |
| 29S | Customer Identifier | 4!c/35x (Code)(Party Identifier) | O |
| 29P | Processing Bank Identifier | 4!a2!a2!c[3!c] (Identifier Code) | O |
| 29U | Lead Bank Identifier | 4!a2!a2!c[3!c] (Identifier Code) | O |

MT 798<700> - LC Notification of Draft or Issuance Details

Section 1 - MT 798 Structure

| Field Tag | Field Name | Format | Optional/Mandatory |
|-----------|------------------------------|------------------------------|--------------------|
| 20 | Transaction Reference Number | 16x | M |
| 12 | Sub-Message Type | 3!n | M |
| 77E | Proprietary Message | 73z (Text) [n*78z] (Text) | M |

Section 2 – Field 77E Structure [MT 700]

| Field Tag | Field Name | Format | Optional/Mandatory |
|-----------|-----------------------|------------------------------------|--------------------|
| 27A | Message Index/ Total | 1!n/1!n (Message Index)/(Total) | M |
| 21P | Bank Reference Number | 16x | M |
| | MT 700 Message | | M |

MT 798<701> - LC Notification of Draft or Issuance Extension

Section 1 - MT 798 Structure

| Field Tag | Field Name | Format | Optional/Mandatory |
|-----------|------------------------------|------------------------------|--------------------|
| 20 | Transaction Reference Number | 16x | M |
| 12 | Sub-Message Type | 3!n | M |
| 77E | Proprietary Message | 73z (Text) [n*78z] (Text) | M |

Section 2 – Field 77E Structure [MT 701]

| Field Tag | Field Name | Format | Optional/Mandatory |
|-----------|-----------------------|------------------------------------|--------------------|
| 27A | Message Index/ Total | 1!n/1!n (Message Index)/(Total) | M |
| 21P | Bank Reference Number | 16x | M |
| | MT 701 Message | | O |

12.3.25 MT (774/700/701) Advice of Documentary Credit – B2C

LC Advice of Documentary Credit is sent to the corporate (beneficiary) by its bank and comprises a series of MT 798 messages.

Collectively these messages advise the issuance of a documentary credit.

12.3.25.1 Format Specifications

MT 798<774> - LC Advice Index Section 1 - MT 798 Structure

Section 1 - MT 798 Structure

| Field Tag | Field Name | Format | Optional/Mandatory |
|-----------|------------------------------|--------|--------------------|
| 20 | Transaction Reference Number | 16x | M |
| 12 | Sub-Message Type | 3!n | M |

| | | | |
|-----|---------------------|------------------------------|---|
| 77E | Proprietary Message | 73z (Text) [n*78z] (Text) | M |
|-----|---------------------|------------------------------|---|

Section 2 – Field 77E Structure

| Field Tag | Field Name | Format | Optional/Mandatory |
|-----------|--------------------------------|--|--------------------|
| 27A | Message Index/Total | 1!n/1!n (Message Index)/(Total) | M |
| 21P | Advising Bank Reference Number | 16x | M |
| 21S | Bank Business Reference | 16x | M |
| 21T | Customer Business Reference | 16x | O |
| 20 | Documentary Credit Number | 16x | M |
| 13E | Message Creation Date Time | 8!n4!n (Date)(Time) | M |
| 31C | Date of Issue | 6!n (Date) | M |
| 52a | Issuing Bank | A [/1!a]/[34x] (Party Identifier) 4!a2!a2!c[3!c] (Identifier Code) D [/1!a]/[34x] (Party Identifier) 4*35x (Name & Address) | M |

| | | | |
|-----|--------------------------------|--|---|
| 58a | Advising Bank | A [/1!a]/[34x] (Party Identifier) 4!a2!a2!c[3!c] (Identifier Code) D [/1!a]/[34x] (Party Identifier) 4*35x (Name & Address) | M |
| 29B | Advising Bank Contact | 4*35x (Narrative) | O |
| 49D | Confirmation Indicator | 7!x (Instruction) | M |
| 49F | Confirmation Information | 50*65z (Narrative) | O |
| 49Y | Charges Information | 50*65z (Narrative) | O |
| 47E | Information from Advising Bank | 100*65z (Narrative) | O |
| 23X | File Identification | 4!c/65x (Code)(File Name or Reference) | O |
| 29S | Customer Identifier | 4!c/35x (Code)(Party Identifier) | O |
| 29P | Processing Bank Identifier | 4!a2!a2!c[3!c] (Identifier Code) | O |
| 29U | Lead Bank Identifier | 4!a2!a2!c[3!c] (Identifier Code) | O |

MT 798<700> - LC Advice Details Section 1 - MT 798 Structure

| Field Tag | Field Name | Format | Optional/Mandatory |
|-----------|------------------------------|--------|--------------------|
| 20 | Transaction Reference Number | 16x | M |

| | | | |
|-----|---------------------|------------------------------|---|
| 12 | Sub-Message Type | 3!n | M |
| 77E | Proprietary Message | 73z (Text) [n*78z] (Text) | M |

Section 2 – Field 77E Structure [MT 700]

| Field Tag | Field Name | Format | Optional/Mandatory |
|-----------|-----------------------|------------------------------------|--------------------|
| 27A | Message Index/Total | 1!n/1!n (Message Index)/(Total) | M |
| 21P | Bank Reference Number | 16x | M |
| | MT 700 Message | | M |

MT 798<701> - LC Advice Extension

Section 1 - MT 798 Structure

| Field Tag | Field Name | Format | Optional/Mandatory |
|-----------|------------------------------|------------------------------|--------------------|
| 20 | Transaction Reference Number | 16x | M |
| 12 | Sub-Message Type | 3!n | M |
| 77E | Proprietary Message | 73z (Text) [n*78z] (Text) | M |

Section 2 – Field 77E Structure [MT 701]

| Field Tag | Field Name | Format | Optional/Mandatory |
|-----------|-----------------------|------------------------------------|--------------------|
| 27A | Message Index/Total | 1!n/1!n (Message Index)/(Total) | M |
| 21P | Bank Reference Number | 16x | M |
| | MT 701 Message | | M |

12.3.26 MT (780/710/711) Advice of Third Bank Documentary Credit – B2C

LC Advice of Third Bank Documentary Credit is sent to the corporate (beneficiary) by their bank and comprises a series of MT 798 messages.

Collectively these messages advises the issuance of a third bank documentary credit.

12.3.26.1 Format Specifications

MT 798<780> - LC Third Bank Advice Index Section 1 - MT 798 Structure

| Field Tag | Field Name | Format | Optional/ Mandatory |
|-----------|------------------------------|------------------------------|------------------------|
| 20 | Transaction Reference Number | 16x | M |
| 12 | Sub-Message Type | 3!n | M |
| 77E | Proprietary Message | 73z (Text) [n*78z] (Text) | M |

Section 2 – Field 77E Structure

| Field Tag | Field Name | Format | Optional/ Mandatory |
|-----------|----------------------------|--|------------------------|
| 27A | Message Index/ Total | 1!n/1!n (Message Index)/(Total) | M |
| 21P | Bank Reference Number | 16x | M |
| 21S | Bank Business Reference | 16x | M |
| 13E | Message Creation Date Time | 8!n4!n (Date)(Time) | M |
| 31C | Date of Issue | 6!n (Date) | M |
| 52a | Issuing Bank | A [/1!a][/34x] (Party Identifier) 4!a2!a2!c[3!c] (Identifier Code) D [/1!a][/34x] (Party Identifier) 4*35x (Name & Address) | O |

| | | | |
|-----|--------------------------------------|--|---|
| 58a | Advising Bank | A [/1!a]/[34x] (Party Identifier) 4!a2!a2!c[3!c] (Identifier Code) D /!1!a]/[34x] (Party Identifier) 4*35x (Name & Address) | M |
| 29B | Advising Bank Contact | 4*35x (Narrative) | O |
| 56a | First Advising Bank | A [/1!a]/[34x] (Party Identifier) 4!a2!a2!c[3!c] (Identifier Code) C /34x (Party Identifier) D [/1!a]/[34x] (Party Identifier) 4*35x (Name & Address) | M |
| 21B | First Advising Bank Reference Number | 16x | M |
| 21A | Customer Reference Number | 16x | O |
| 21T | Customer Business Reference | 16x | O |
| 49D | Confirmation Indicator | 7!x (Instruction) | M |
| 49F | Confirmation Information | 50*65z (Narrative) | O |
| 49Y | Charges Information | 50*65z (Narrative) | O |
| 47E | Information from Advising Bank | 100*65z (Narrative) | O |
| 23X | File Identification | /4!c/65x (Code)(File Name or Reference) | O |

| | | | |
|-----|----------------------------|-------------------------------------|---|
| 29S | Customer Identifier | 4!c/35x (Code)(Party Identifier) | O |
| 29P | Processing Bank Identifier | 4!a2!a2!c[3!c] (Identifier Code) | O |
| 29U | Lead Bank Identifier | 4!a2!a2!c[3!c] (Identifier Code) | O |

MT 798<710> - LC Third Bank Advice Details Section 1 - MT 798 Structure

| Field Tag | Field Name | Format | Optional/ Mandatory |
|-----------|------------------------------|------------------------------|------------------------|
| 20 | Transaction Reference Number | 16x | M |
| 12 | Sub-Message Type | 3!n | M |
| 77E | Proprietary Message | 73z (Text) [n*78z] (Text) | M |

Section 2 – Field 77E Structure [MT 710]

| Field Tag | Field Name | Format | Optional/ Mandatory |
|-----------|----------------------------|------------------------------------|------------------------|
| 27A | Message Index/ Total | 1!n/1!n (Message Index)/(Total) | M |
| 21P | Bank Reference Number | 16x | M |
| | MT 710 Message | | M |
| 27 | Sequence of Total | 1!n/1!n (Number)(Total) | M |
| 40B | Form of Documentary Credit | 24x (Type) 24x (Code) | M |
| 20 | Sender's Reference | 16x | M |

| | | | |
|-----|------------------------------------|--|---|
| 21 | Documentary Credit Number | 16x | M |
| 23 | Reference to Pre-Advice | 16x | O |
| 31C | Date of Issue | 6!n (Date) | M |
| 40E | Applicable Rules | 30x[/35x] (Applicable Rules)(Narrative) | M |
| 31D | Date and Place of Expiry | 6!n29x (Date)(Place) | M |
| 52a | Issuing Bank | A [/1!a]/[34x] (Party Identifier) 4!a2!a2!c[3!c] (Identifier Code) | O |
| 50B | Non-Bank issuer | 4*35x | O |
| 51a | Applicant Bank | A [/1!a]/[34x] (Party Identifier) 4!a2!a2!c[3!c] (Identifier Code) | O |
| 50 | Applicant | 4*35x (Name & Address) | M |
| 59 | Beneficiary | [/34x] (Account 4*35x (Name & Address) | M |
| 32B | Currency Code, Amount | 3!a15d (Currency)(Amount) | M |
| 39A | Percentage Credit Amount Tolerance | 2n/2n (Tolerance 1)(Tolerance 2) | O |
| 39C | Additional Amounts Covered | 4*35x (Narrative) | O |

| | | | |
|-----|--|---|---|
| 41a | Available With ... By ... | A 4!a2!a2!c[3!c] (Identifier Code) 14x (Code) D 4*35x (Name & | M |
| 42C | Drafts at ... | 3*35x (Narrative) | O |
| 42a | Drawee | A [/1!a]/[34x] (Party Identifier) 4!a2!a2!c[3!c] (Identifier Code) | O |
| 42M | Mixed Payment Details | 4*35x (Narrative) | O |
| 42P | Negotiation/ Deferred Payment Details | 4*35x (Narrative) | O |
| 43P | Partial Ship- ments | 11x | O |
| 43T | Transshipment | 11x | O |
| 44A | Place of Taking in Charge/Dis- patch from .../ Place of Receipt | 1*65x (Narrative) | O |
| 44E | Port of Loading/ Airport of Depart- ure | 1*65x (Narrative) | O |
| 44F | Port of Dis- charge/Airport of Destination | 1*65x (Narrative) | O |
| 44B | Place of Final Destination/For Transportation to .../Place of Delivery | 1*65x (Narrative) | O |
| 44C | Latest Date of Shipment | 6!n (Date) | O |
| 44D | Shipment Period | 6*65x (Narrative) | O |

| | | | |
|-----|---|---|---|
| 45A | Description of Goods and/or Services | 100*65z (Narrative) | O |
| 46A | Documents Required | 100*65z (Narrative) | O |
| 47A | Additional Conditions | 100*65x (Narrative) | O |
| 49G | Special Payment Conditions for Beneficiary | 100*65z | O |
| 49H | Special Payment Conditions for Bank Only | 100*65z | O |
| 71D | Charges | 6*35z (Narrative) | O |
| 48 | Period for Presentation in Days | 3n[/35x] (Days)(Narrative) | O |
| 49 | Confirmation Instructions | 7!x (Instruction) | M |
| 58a | Requested Confirmation Party | A [/1!a] [/34x] (Party Identifier) 4!a2!a2!c[3!c] (Identifier Code) | O |
| 53a | Reimbursing Bank | A [/1!a] [/34x] (Party Identifier) 4!a2!a2!c[3!c] (Identifier Code) | O |
| 78 | Instructions to the Paying/ Accepting/ Negotiating Bank | 12*65x (Narrative) | O |
| 57a | 'Advise Through' Bank | A [/1!a] [/34x] (Party Identifier) 4!a2!a2!c[3!c] (Identifier Code) | O |
| 72Z | Sender to Receiver Information | 6*35z (Narrative) | O |

MT 798<711> - LC Third Bank Advice Extension Section 1 - MT 798 Structure

| Field Tag | Field Name | Format | Optional/ Mandatory |
|-----------|------------------------------|------------------------------|------------------------|
| 20 | Transaction Reference Number | 16x | M |
| 12 | Sub-Message Type | 3!n | M |
| 77E | Proprietary Message | 73z (Text) [n*78z] (Text) | M |

Section 2 – Field 77E Structure [MT 711]

| Field Tag | Field Name | Format | Optional/ Mandatory |
|-----------|--|------------------------------------|------------------------|
| 27A | Message Index/ Total | 1!n/1!n (Message Index)/(Total) | M |
| 21P | Bank Reference Number | 16x | M |
| | MT 711 Message | | M |
| 27 | Sequence of Total | 1!n/1!n (Number)(Total) | M |
| 20 | Sender's Reference | 16x | M |
| 21 | Documentary Credit Number | 16x | M |
| 45A | Description of Goods and/or Services | 100*65z (Narrative) | O |
| 46A | Documents Required | 100*65z (Narrative) | O |

| | | | |
|-----|--|------------------------|---|
| 47A | Additional Conditions | 100*65z (Narrative) | O |
| 49G | Special Payment Conditions for Beneficiary | 100*65z | O |
| 49H | Special Payment Conditions for Bank Only | 100*65z | O |

12.3.27 MT (772/707/708) Request for amendment of Documentary Credit - C2B

The Request for LC Amendment is sent by the corporate (applicant) to its bank and comprises a series of MT 798 (Proprietary) messages.

Collectively these messages are used to request amendment/s.

12.3.27.1 Format Specifications

MT 798<772> - LC Request for Amendment Index Section 1 - MT 798 Structure

| Field Tag | Field Name | Format | Optional/ Mandatory |
|-----------|------------------------------|------------------------------|------------------------|
| 20 | Transaction Reference Number | 16x | M |
| 12 | Sub-Message Type | 3!n | M |
| 77E | Proprietary Message | 73z (Text) [n*78z] (Text) | M |

Section 2 – Field 77E Structure

| Field Tag | Field Name | Format | Optional/ Mandatory |
|-----------|-----------------------------|--|------------------------|
| 27A | Message Index/ Total | 1!n/1!n (Message Index)/ (Total) | M |
| 21A | Customer Reference Number | 16x | M |
| 21T | Customer Business Reference | 16x | M |

| | | | |
|-----|-----------------------------------|---|---|
| 20 | Documentary Credit Number | 16x | M |
| 13E | Message Creation Date Time | 8!n4!n (Date)(Time) | M |
| 24D | Method of Issue | 4!c[/35x] (Method)(Additional Information) | M |
| 71A | Amendment Bank Charges Payable By | 3!a (Code) | M |
| 73A | Charges Information | 6*35z (Narrative) | O |
| 29A | Customer Contact | 4*35x (Narrative) | O |
| 72Z | Corporate to Bank Information | 6*35z (Narrative) | O |
| 23X | File Identification | 4!c/65x (Code)(Narrative) | O |
| 26E | Number of Amendment | 3n (Number) | M |
| 29S | Customer Identifier | 4!c/35x (Code)(Party Identifier) | O |
| 29P | Processing Bank Identifier | 4!a2!a2!c[3!c] (Identifier Code) | O |
| 29U | Lead Bank Identifier | 4!a2!a2!c[3!c] (Identifier Code) | O |

MT 798<707> - LC Request for Amendment Details Section 1 - MT 798 Structure

| Field Tag | Field Name | Format | Optional/ Mandatory |
|-----------|------------------------------|------------------------------|------------------------|
| 20 | Transaction Reference Number | 16x | M |
| 12 | Sub-Message Type | 3!n | M |
| 77E | Proprietary Message | 73z (Text) [n*78z] (Text) | M |

Section 2 – Field 77E Structure [MT 707]

| Field Tag | Field Name | Format | Optional/ Mandatory |
|-----------|---------------------------|------------------------------------|------------------------|
| 27A | Message Index/ Total | 1!n/1!n (Message Index)/(Total) | M |
| 21A | Customer Reference Number | 16x | M |
| | MT 707 Mes- sage | | M |
| 27 | Sequence of Total | 1!n/1!n | M |
| 20 | Sender's Refer- ence | 16x | M |
| 21 | Receiver's Ref- erence | 16x | M |

| | | | |
|-----|--------------------------|--|---|
| 23 | Issuing Bank's Reference | 16x | M |
| 52a | Issuing Bank | A [/1!a]/[34x] (Party Identifier) 4!a2!a2!c[3!c] (Identifier Code) C /34x (Party Identifier) | O |
| 50B | Non-Bank Issuer | B 4*35x (Name and Address) | |
| 31C | Date of Issue | 6!n (Date) | M |
| 26E | Number of Amendment | 3n (Number) | M |
| 30 | Date of Amendment | 6!n (Date) | M |
| 22A | Purpose of Message | 4!c | M |
| 23S | Cancellation Request | 6!a | O |

| | | | |
|-----|---------------------------------------|---|---|
| 40A | Form of Documentary Credit | 24x | O |
| 40E | Applicable Rules | 30x/[35x] | O |
| 31D | Date and Place of Expiry | 6!n29x | O |
| 59 | Beneficiary | [/34x] (Account 4*35x) (Name & Address) | M |
| 32B | Increase of Documentary Credit Amount | 3!a15d (Currency)(Amount) | O |

| | | | |
|-----|---|-------------------------------------|---|
| 33B | Decrease of Documentary Credit Amount | 31a15d (Currency)(Amount) | O |
| 39A | Percentage Credit Amount Tolerance | 2n/2n (Tolerance 1)(Tolerance 2) | O |
| 39C | Additional Amounts Covered | 4*35x (Narrative) | O |
| 41a | Available With... By ... | | O |
| 42C | Drafts at ... | 3*35x | O |
| 42a | Drawee | | O |
| 42M | Mixed Payment Details | 4*35x | O |
| 42P | Negotiation/ Deferred Payment Details | 4*35x | O |
| 43P | Partial Shipments | 11x | O |
| 43T | Transshipment | 11x | O |
| 44A | Place of Taking in Charge/Dispatch from .../ Place of Receipt | 1*65x (Narrative) | O |
| 44E | Port of Loading/ Airport of Departure | 1*65x (Narrative) | O |

| | | | |
|-----|--|----------------------|---|
| 44F | Port of Discharge/Airport of Destination | 1*65x (Narrative) | O |
| 44B | Place of Final Destination/For Transportation to .../Place of Delivery | 1*65x (Narrative) | O |
| 44C | Latest Date of Shipment | 6!n (Date) | O |
| 44D | Shipment Period | 6*65x (Narrative) | O |
| 45B | Description of Goods and/or Services | 100*65z | O |
| 46B | Documents Required | 100*65z | O |
| 47B | Additional Conditions | 100*65z | O |
| 49G | Special Payment Conditions for Beneficiary | 100*65z | O |
| 49H | Special Payment Conditions for Receiving Bank | 100*65z | O |
| 71D | Charges | 6*35z | O |
| 71N | Amendment Charge Payable By | /4!c/ [6*35z] | O |

| | | | |
|-----|---|--|---|
| 71M | Confirmation Charges Payable By | 4!c | O |
| 48 | Period for Presentation in Days | 3n[/35x] (Days)(Narrative) | O |
| 49 | Confirmation Instructions | 7!x | O |
| 58a | Requested Confirmation Party | A [/1!a]/[34x] (Party Identifier) 4!a2!a2!c[3!c] (Identifier Code) D [/1!a]/34x (Party Identifier) 4*35x (Name and Address) | O |
| 53a | Reimbursing Bank | A [/1!a]/[34x] (Party Identifier) 4!a2!a2!c[3!c] (Identifier Code) D [/1!a]/34x (Party Identifier) 4*35x (Name and Address) | O |
| 78 | Instructions to the Paying/ Accepting/ Negotiating Bank | 12*65x | O |
| 57a | 'Advise Through' Bank | A [/1!a]/[34x] (Party Identifier) 4!a2!a2!c[3!c] (Identifier Code) D [/1!a]/34x (Party Identifier) 4*35x (Name and Address) | O |
| 72Z | Sender to Receiver Information | 6*35z (Narrative) | O |

MT 798<708> - LC Amendment Extension Section 1 - MT 798 Structure

| Field Tag | Field Name | Format | Optional/ Mandatory |
|-----------|------------------------------|------------------------------|------------------------|
| 20 | Transaction Reference Number | 16x | M |
| 12 | Sub-Message Type | 3!n | M |
| 77E | Proprietary Message | 73z (Text) [n*78z] (Text) | M |

Section 2 – Field 77E Structure [MT 708]

| Field Tag | Field Name | Format | Optional/ Mandatory |
|-----------|--------------------------------------|--|------------------------|
| 27A | Message Index/ Total | 1!n/1!n (Message Index)/ (Total) | M |
| 21A | Customer Reference Number | 16x | M |
| | MT 708 Message | | M |
| 27 | Sequence of Total | 1!n/1!n | M |
| 20 | Sender's Reference | 16x | M |
| 23 | Issuing Bank's Reference | 16x | M |
| 26E | Number of Amendment | 3n | M |
| 30 | Date of Amendment | 6!n | M |
| 45B | Description of Goods and/or Services | 100*65z | O |

| | | | |
|-----|--|---------|---|
| 46B | Documents Required | 100*65z | O |
| 47B | Additional Conditions | 100*65z | O |
| 49M | Special Payment Conditions for Beneficiary | 100*65z | O |
| 49N | Special Payment Conditions for Receiving Bank- | 100*65z | O |

12.3.28 MT (773/707/708) Notification of amendment of Documentary Credit - B2C

The Notification of LC Amendment is sent to the corporate (applicant) by its bank and comprises a series of MT 798 messages.

Collectively these messages notifies the issuance of a LC amendment by the applicant bank.

12.3.28.1 Format Specifications

MT 798<773> - LC Notification of Amendment Index

Section 1 - MT 798 Structure

| Field Tag | Field Name | Format | Optional/ Mandatory |
|------------------|------------------------------|---------------|--------------------------------|
| 20 | Transaction Reference Number | 16x | M |
| 12 | Sub-Message Type | 3!n | M |

| | | | |
|-----|---------------------|------------------------------|---|
| 77E | Proprietary Message | 73z (Text) [n*78z] (Text) | M |
|-----|---------------------|------------------------------|---|

Section 2 – Field 77E Structure

| Field Tag | Field Name | Format | Optional/ Mandatory |
|-----------|----------------------------------|--|------------------------|
| 27A | Message Index/ Total | 1!n/1!n (Message Index)/ (Total) | M |
| 21A | Customer Refer- ence Number | 16x | M |
| 21T | Customer Busi- ness Reference | 16x | M |
| 21P | Bank Reference Number | 16x | M |
| 21S | Bank Business Ref- erence | 16x | M |
| 20 | Documentary Credit Number | 16x | M |
| 13E | Message Creation Date Time | 8!n4!n (Date)(Time) | M |
| 29B | Bank Contact | 4*35x (Narrative) | O |
| 72Z | Bank to Corporate Information | 6*35z (Narrative) | O |
| 23X | File Identification | /4!c/65x (Code)(File Name or Reference) | O |
| | | | |

| | | | |
|-----|----------------------------|-------------------------------------|---|
| 29S | Customer Identifier | 4!c/35x (Code)(Party Identifier) | O |
| 29P | Processing Bank Identifier | 4!a2!a2!c[3!c] (Identifier Code) | O |
| 29U | Lead Bank Identifier | 4!a2!a2!c[3!c] (Identifier Code) | O |

MT 798<707> - LC Notification of Amendment Details Section 1 - MT 798 Structure

| Field Tag | Field Name | Format | Optional/ Mandatory |
|-----------|------------------------------|--------------------------|------------------------|
| 20 | Transaction Reference Number | 16x | M |
| 12 | Sub-Message Type | 3!n | M |
| 77E | Proprietary Message | 73z (Text)[n*78z] (Text) | M |

Section 2 – Field 77E Structure [MT 707]

| Field Tag | Field Name | Format | Optional/ Mandatory |
|-----------|-----------------------|------------------------------------|------------------------|
| 27A | Message Index/Total | 1!n/1!n (Message Index)/(Total) | M |
| 21P | Bank Reference Number | 16x | M |
| | MT 707 Message | | M |

MT 798<708> - LC Amendment Extension Section 1 - MT 798 Structure

| Field Tag | Field Name | Format | Optional/ Mandatory |
|-----------|------------------------------|--------|------------------------|
| 20 | Transaction Reference Number | 16x | M |
| 12 | Sub-Message Type | 3!n | M |

| | | | |
|-----|---------------------|------------------------------|---|
| 77E | Proprietary Message | 73z (Text) [n*78z] (Text) | M |
|-----|---------------------|------------------------------|---|

Section 2 – Field 77E Structure [MT 708]

| Field Tag | Field Name | Format | Optional/ Mandatory |
|-----------|-----------------------|------------------------------------|------------------------|
| 27A | Message Index/Total | 1!n/1!n (Message Index)/(Total) | M |
| 21P | Bank Reference Number | 16x | M |
| | MT 708 Message | | M |

12.3.29 MT (776/707/708) Advice of Amendment of Documentary Credit - B2C

Advice of LC Amendment is sent to the corporate (beneficiary) by its bank and comprises a series of MT 798 messages.

Collectively these messages advise amendments to an issued documentary credit.

12.3.29.1 Format Specifications

MT 798<776> - LC Amendment Advice Index Section 1 - MT 798 Structure

| Field Tag | Field Name | Format | Optional/ Mandatory |
|-----------|------------------------------|------------------------------|------------------------|
| 20 | Transaction Reference Number | 16x | M |
| 12 | Sub-Message Type | 3!n | M |
| 77E | Proprietary Message | 73z (Text) [n*78z] (Text) | M |

Section 2 – Field 77E Structure

| Field Tag | Field Name | Format | Optional/ Mandatory |
|-----------|-----------------------|--|------------------------|
| 27A | Message Index/Total | 1!n/1!n (Message Index)/ (Total) | M |
| 21P | Bank Reference Number | 16x | M |

| | | | |
|-----|-----------------------------|--|---|
| 21S | Bank Business Reference | 16x | M |
| 20 | Documentary Credit Number | 16x | M |
| 13E | Message Creation Date Time | 8!n4!n (Date)(Time) | M |
| 31C | Date of Issue | 6!n (Date) | M |
| 52a | Issuing Bank | A [/1!a]/[34x] (Party Identifier) 4!a2!a2!c[3!c] (Identifier Code) D [/1!a]/[34x] (Party Identifier) 4*35x (Name & Address) | M |
| 58a | Advising Bank | A [/1!a]/[34x] (Party Identifier) 4!a2!a2!c[3!c] (Identifier Code) D [/1!a]/[34x] (Party Identifier) 4*35x (Name & address) | M |
| 29B | Advising Bank Contact | 4*35x (Narrative) | O |
| 21A | Customer Reference Number | 16x | O |
| 21T | Customer Business Reference | 16x | O |
| 49D | Confirmation Indicator | 7!x (Instruction) | O |
| 49F | Confirmation Information | 50*65Z (Narrative) | O |

| | | | |
|-----|--------------------------------|--|---|
| 49Y | Charges Information | 50*65Z (Narrative) | O |
| 47E | Information from Advising Bank | 100*65z (Narrative) | O |
| 23X | File Identification | /4!c/65x (Code)(File Name or Reference) | O |
| 26E | Number of Amendment | 3n (Number) | O |
| 29S | Customer Identifier | 4!c/35x (Code)(Party Identifier) | O |
| 29P | Processing Bank Identifier | 4!a2!a2!c[3!c] (Identifier Code) | O |
| 29U | Lead Bank Identifier | 4!a2!a2!c[3!c] (Identifier Code) | O |

MT 798<707> - LC Amendment Details Section 1 - MT 798 Structure

| Field Tag | Field Name | Format | Optional/ Mandatory |
|-----------|------------------------------|------------------------------|------------------------|
| 20 | Transaction Reference Number | 16x | M |
| 12 | Sub-Message Type | 3!n | M |
| 77E | Proprietary Message | 73z (Text) [n*78z] (Text) | M |

Section 2 – Field 77E Structure [MT 707]

| Field Tag | Field Name | Format | Optional/ Mandatory |
|-----------|---------------------|--|------------------------|
| 27A | Message Index/Total | 1!n/1!n (Message Index)/ (Total) | M |

| | | | |
|-----|-----------------------|-----|---|
| 21P | Bank Reference Number | 16x | M |
| | MT 707 Message | | M |

MT 798<708> - LC Amendment Extension Section 1 - MT 798 Structure

| Field Tag | Field Name | Format | Optional/ Mandatory |
|-----------|------------------------------|------------------------------|------------------------|
| 20 | Transaction Reference Number | 16x | M |
| 12 | Sub-Message Type | 3!n | M |
| 77E | Proprietary Message | 73z (Text) [n*78z] (Text) | M |

Section 2 – Field 77E Structure [MT 707]

| Field Tag | Field Name | Format | Optional/ Mandatory |
|-----------|-----------------------|--|------------------------|
| 27A | Message Index/Total | 1!n/1!n (Message Index)/ (Total) | M |
| 21P | Bank Reference Number | 16x | M |
| | MT 708 Message | | M |

12.3.30 **MT (735) Advice of Acceptance/Refusal of Amendment – C2B**

The Advice of Acceptance/Refusal of Amendment is sent by the corporate (beneficiary) to its bank and comprises one MT 798 message.

It advises the bank on amendment accepted or refused.

12.3.30.1 **Format Specifications**

MT 798<735> - Advice of Acceptance/Refusal of Amendment Index Section 1 - MT 798 Structure

| Field Tag | Field Name | Format | Optional/ Mandatory |
|-----------|------------|--------|------------------------|
|-----------|------------|--------|------------------------|

| | | | |
|-----|------------------------------|------------------------------|---|
| 20 | Transaction Reference Number | 16x | M |
| 12 | Sub-Message Type | 3!n | M |
| 77E | Proprietary Message | 73z (Text) [n*78z] (Text) | M |

Section 2 – Field 77E Structure

| Field Tag | Field Name | Format | Optional/ Mandatory |
|-----------|-------------------------------|------------------------------------|------------------------|
| 27A | Message Index/ Total | 1!n/1!n (Message Index)/(Total) | M |
| 21A | Customer Reference Number | 16x | M |
| 21T | Additional Customer Reference | 16x | O |
| 20 | Documentary Credit Number | 16x | M |
| 21P | Bank Reference Number | 16x | M |
| 21S | Additional Bank Reference | 16x | O |
| 30 | Date of Amendment | 6!n (Date) | O |
| 26E | Number of Amendment | 3n (Number) | M |
| 13E | Message Creation Date Time | 8!n4!n (Date)(Time) | M |
| 31C | Date of Issue | 6!n (Date) | M |

| | | | |
|-----|-------------------------------|---|---|
| 52a | Issuing Bank | A [/1!a]/[34x] (Party Identifier) 4!a2!a2!c[3!c] (Identifier Code) D [/1!a]/[34x] (Party Identifier) 4*35x (Name & Address) | O |
| 12D | Acceptance Instructions | 4!c (Code) | M |
| 29A | Customer Contact | 4*35x (Narrative) | M |
| 72Z | Corporate to Bank Information | 6*35z (Narrative) | O |
| 23X | File Identification | /4!c/65x (Code)(File Name or Reference) | O |
| 29S | Customer Identifier | 4!c/35x (Code)(Party Identifier) | O |
| 29P | Processing Bank Identifier | 4!a2!a2!c[3!c] (Identifier Code) | O |
| 29U | Lead Bank Identifier | 4!a2!a2!c[3!c] (Identifier Code) | O |

12.3.31 MT (736) Notification of Acceptance/Refusal of Amendment – B2C

The Notification of Acceptance/Refusal of Amendment is sent to the corporate (applicant) by its bank and comprises one MT 798 message.

It notifies the corporate that the amendment has been either been accepted or refused by the beneficiary.

12.3.31.1 Format Specifications

| Field Tag | Field Name | Format | Optional/ Mandatory |
|-----------|------------------------------|--|------------------------|
| 20 | Transaction Reference Number | 16x | M |
| 12 | Sub-Message Type | 3!n | M |
| 77E | Proprietary Message | [n*78x] (Text)73z (Text) [n*78z] (Text) | M |

Section 2 – Field 77E Structure

| Field Tag | Field Name | Format | Optional/ Mandatory |
|-----------|-----------------------------|--|------------------------|
| 27A | Message Index/Total | 1!n/1!n (Message Index)/ (Total) | M |
| 21P | Bank Reference Number | 16x | M |
| 21S | Bank Business Reference | 16x | M |
| 20 | Documentary Credit Number | 16x | M |
| 21A | Customer Reference Number | 16x | M |
| 21T | Customer Business Reference | 16x | O |
| 31C | Date of Issue | 6!n (Date) | M |
| 13E | Message Creation Date Time | 8!n4!n (Date)(Time) | M |

| | | | |
|-----|-------------------------------|---|---|
| 52a | Issuing Bank | A [/1!a]/[34x] (Party Identifier) 4!a2!a2!c[3!c] (Identifier Code) D [/1!a]/[34x] (Party Identifier) 4*35x (Name & Address) | O |
| 29B | Issuing Bank Contact | 4*35x (Narrative) | O |
| 30 | Date of Amendment | 6!n (Date) | M |
| 26E | Number of Amendment | 3n (Number) | M |
| 12D | Acceptance Notification | 4!c (Code) | M |
| 72Z | Bank to Corporate Information | 6*35z (Narrative) | O |
| 23X | File Identification | /4!c/65x (Code)(File Name or Reference) | O |
| 29S | Customer Identifier | 4!c/35x (Code)(Party Identifier) | O |
| 29P | Processing Bank Identifier | 4!a2!a2!c[3!c] (Identifier Code) | O |
| 29U | Lead Bank Identifier | 4!a2!a2!c[3!c] (Identifier Code) | O |

12.3.32 **MT 722 Request for Transfer of Export LC – C2B**

The Request for Transfer of a Export LC is sent by the corporate (beneficiary) to its bank and comprises one MT 798 message.

It is used to instruct the bank to transfer a documentary credit to a second beneficiary as detailed in the message.

12.3.32.1 Format Specifications

MT 798<722> - Request for Transfer of a Documentary Credit Index Section 1 - MT 798 Structure

| Field Tag | Field Name | Format | Optional/ Mandatory |
|-----------|------------------------------|------------------------------|------------------------|
| 20 | Transaction Reference Number | 16x | M |
| 12 | Sub-Message Type | 3!n | M |
| 77E | Proprietary Message | 73x (Text) [n*78x] (Text) | M |

Section 2 – Field 77E Structure

| Field Tag | Field Name | Format | Optional/ Mandatory |
|-----------|-------------------------------|------------------------------------|------------------------|
| 27A | Message Index/Total | 1!n/1!n (Message Index)/(Total) | M |
| 21A | Customer Reference Number | 16x | M |
| 21T | Additional Customer Reference | 16x | O |
| 20 | Documentary Credit Number | 16x | M |
| 31C | Date of Issue | 6!n (Date) | M |
| 13E | Message Creation Date Time | 8!n4!n (Date)(Time) | M |
| 32B | Transfer Credit Amount | 3!a15d (Currency)(Amount) | M |

| | | | |
|-----|----------------------------------|---|---|
| 52a | Issuing Bank | A [/1!a]/[34x] (Party Identifier) 4!a2!a2!c[3!c] (Identifier Code) D [/1!a]/[34x] (Party Identifier) 4*35x (Name & Address) | M |
| 50B | Non-Bank Issuer | 4*35x | O |
| 58a | Second Beneficiary Advising Bank | A [/1!a]/[34x] (Party Identifier) 4!a2!a2!c[3!c] (Identifier Code) D [/1!a]/[34x] (Party Identifier) 4*35x (Name & Address) | O |
| 59K | Second Beneficiary | [/34x] (Account) 4*35x (Name & Address) | M |
| 29F | Second Beneficiary Contact | 4*35x (Narrative) | O |
| 59 | First Beneficiary | [/34x] (Account) 4*35x (Name & Address) | M |
| 29A | First Beneficiary Contact | 4*35x (Narrative) | O |
| 31D | New Date and Place of Expiry | 6!n29x (Date)(Place) | O |

| | | | |
|-----|--|--|---|
| 41a | Available With ... By ... | A 4!a2!a2!c[3!c] (Identifier Code) 14x (Code) D 4*35x (Name & Address) 14x (Code) | O |
| 48 | New Period for Presentation in Days | 3n[/35x] (Days)(Narrative) | O |
| 39A | New Percentage Credit Amount Tolerance | 2n/2n (Tolerance 1)(Tolerance 2) | O |
| 39B | New Maximum Credit Amount | 13x (Code) | O |
| 44C | New Latest Date of Shipment | 6!n (Date) | O |
| 44D | New Shipment Period | 6*65x (Narrative) | O |
| 37J | New Insurance in Percent | 12d | O |
| 45C | Other Transfer Terms and Conditions | 100*65z (Narrative) | O |
| 72Z | Corporate to Bank Information | 6*35z (Narrative) | O |
| 23X | Transfer Request Channel | /4!c/65x (Code)(File Name or Reference) | O |
| 29S | Customer Identifier | 4!c/35x (Code)(Party Identifier) | O |
| 29P | Processing Bank Identifier | 4!a2!a2!c[3!c] (Identifier Code) | O |

| | | | |
|-----|----------------------|-------------------------------------|---|
| 29U | Lead Bank Identifier | 4!a2!a2!c[3!c] (Identifier Code) | O |
|-----|----------------------|-------------------------------------|---|

12.3.33 MT (723/720/721) Notification of Transfer of a Documentary Credit – B2C

Notification of Transfer of a Documentary Credit is sent to the corporate (first beneficiary) by its bank and comprises one or more MT 798 messages.

Collectively these messages are used by the transferring bank to notify the first beneficiary that the transfer has been effected.

12.3.33.1 Format Specifications

798<723> - Notification of Transfer of Documentary Credit Index Section 1 - MT 798 Structure

| Field Tag | Field Name | Format | Optional/ Mandatory |
|-----------|------------------------------|------------------------------|------------------------|
| 20 | Transaction Reference Number | 16x | M |
| 12 | Sub-Message Type | 3!n | M |
| 77E | Proprietary Message | 73z (Text) [n*78z] (Text) | M |

Section 2 – Field 77E Structure

| Field Tag | Field Name | Format | Optional/ Mandatory |
|-----------|-----------------------------|--|------------------------|
| 27A | Message Index/Total | 1!n/1!n (Message Index)/ (Total) | M |
| 21P | Bank Reference Number | 16x | M |
| 21S | Bank Business Reference | 16x | M |
| 21A | Customer Reference Number | 16x | M |
| 21T | Customer Business Reference | 16x | M |

| | | | |
|-----|-------------------------------|--|---|
| 20 | Documentary Credit Number | 16x | M |
| 31C | Date of Issue | 6!n (Date) | M |
| 13E | Message Creation Date Time | 8!n4!n (Date)(Time) | M |
| 12E | Transfer Status | 4!c | M |
| 31N | Transfer Date | 6!n (Date) | O |
| 49Y | Charges Information | 50*65z (Narrative) | O |
| 72Z | Bank to Corporate Information | 6*35z (Narrative) | O |
| 23X | File Identification | 4!c/65x (Code)(File Name or Reference) | O |
| 29S | Customer Identifier | 4!c/35x (Code)(Party Identifier) | O |
| 29P | Processing Bank Identifier | 4!a2!a2!c[3!c] (Identifier Code) | O |
| 29U | Lead Bank Identifier | 4!a2!a2!c[3!c] (Identifier Code) | O |

MT 798<720> - LC Transfer Advice Details Section 1 - MT 798 Structure

| Field Tag | Field Name | Format | Optional/Mandatory |
|-----------|------------------------------|--------|--------------------|
| 20 | Transaction Reference Number | 16x | M |
| 12 | Sub-Message Type | 3!n | M |

| | | | |
|-----|---------------------|------------------------------|---|
| 77E | Proprietary Message | 73z (Text) [n*78z] (Text) | M |
|-----|---------------------|------------------------------|---|

Section 2 – Field 77E Structure [MT 720]

| Field Tag | Field Name | Format | Optional/ Mandatory |
|-----------|--------------------------|---|------------------------|
| 27A | Message Index/ Total | 1!n/1!n (Message Index)/ (Total) | M |
| 21P | Bank Reference Number | 16x | M |
| | MT 720 Message | | M |

MT 798<721> - LC Transfer Advice Extension Section 1 - MT 798 Structure

| Field Tag | Field Name | Format | Optional/ Mandatory |
|-----------|-----------------------------------|------------------------------|------------------------|
| 20 | Transaction Refer- ence Number | 16x | M |
| 12 | Sub-Message Type | 3!n | M |
| 77E | Proprietary Mes- sage | 73z (Text) [n*78z] (Text) | M |

Section 2 – Field 77E Structure [MT 721]

| Field Tag | Field Name | Format | Optional/ Mandatory |
|-----------|--------------------------|---|------------------------|
| 27A | Message Index/ Total | 1!n/1!n (Message Index)/ (Total) | M |
| 21P | Bank Reference Number | 16x | M |
| | MT 721 Message | | M |

12.3.34 MT (782/720/721) Advice of Transfer of a Documentary Credit – B2C

The LC Advice of Transfer of a Documentary Credit sent to the corporate (second beneficiary) by their bank and comprises a series of MT 798 messages.

Collectively these messages are used to advise the transfer of a documentary credit.

12.3.34.1 Format Specifications

MT 798<782> - LC Transfer Advice Index Section 1 - MT 798 Structure

| Field Tag | Field Name | Format | Optional/ Mandatory |
|-----------|------------------------------|------------------------------|------------------------|
| 20 | Transaction Reference Number | 16x | M |
| 12 | Sub-Message Type | 3!n | M |
| 77E | Proprietary Message | 73z (Text) [n*78z] (Text) | M |

Section 2 – Field 77E Structure

| Field Tag | Field Name | Format | Optional/ Mandatory |
|-----------|----------------------------|--|------------------------|
| 27A | Message Index/ Total | 1!n/1!n (Message Index)/ (Total) | M |
| 21P | Bank Reference Number | 16x | M |
| 21S | Bank Business Reference | 16x | M |
| 13E | Message Creation Date Time | 8!n4!n (Date)(Time) | M |
| 58a | Advising Bank | A [/1!a]/[34x] (Party Identifier) 4!a2!a2!c[3!c] (Identifier Code) D [/1!a]/[34x] (Party Identifier) 4*35x (Name & Address) | M |

| | | | |
|-----|------------------------------------|--|---|
| 29B | Advising Bank Contact | 4*35x (Narrative) | O |
| 55a | Transferring Bank | A [/1!a]/[34x] (Party Identifier) 4!a2!a2!c[3!c] (Identifier Code) B [/1!a]/[34x] (Party Identifier) [35x] (Location) D [/1!a]/[34x] (Party Identifier) 4*35x (Name & Address) | M |
| 21N | Transferring Bank Reference Number | 16x | M |
| 21A | Customer Reference Number | 16x | O |
| 21T | Customer Business Reference | 16x | O |
| 49D | Confirmation Indicator | 7!x (Instruction) | M |
| 49F | Confirmation Information | 50*65z (Narrative) | O |
| 49Y | Charges Information | 50*65z (Narrative) | O |
| 47E | Information from Advising Bank | 100*65z (Narrative) | O |
| 23X | File Identification | 4!c/65x (Code)(File Name or Reference) | O |
| 29S | Customer Identifier | 4!c/35x (Code)(Party Identifier) | O |
| 29P | Processing Bank Identifier | 4!a2!a2!c[3!c] (Identifier Code) | O |
| 29U | Lead Bank Identifier | 4!a2!a2!c[3!c] (Identifier Code) | O |

MT 798<720> - LC Transfer Advice Details

| Field Tag | Field Name | Format | Optional/ Mandatory |
|-----------|------------------------------|---------------------------|------------------------|
| 20 | Transaction Reference Number | 16x | M |
| 12 | Sub-Message Type | 3!n | M |
| 77E | Proprietary Mes- sage | 73z (Text) [n*78z] (Text) | M |

Section 2 – Field 77E Structure [MT 720]

| Field Tag | Field Name | Format | Optional/ Mandatory |
|-----------|-------------------------|--|------------------------|
| 27A | Message Index/ Total | 1!n/1!n (Message Index)/ (Total) | M |
| 21P | Bank Reference Number | 16x | M |
| | MT 720 Message | | M |

MT 798<721> - LC Transfer Advice Extension

| Field Tag | Field Name | Format | Optional/ Mandatory |
|-----------|------------------------------|---------------------------|------------------------|
| 20 | Transaction Reference Number | 16x | M |
| 12 | Sub-Message Type | 3!n | M |
| 77E | Proprietary Mes- sage | 73z (Text) [n*78z] (Text) | M |

Section 2 – Field 77E Structure [MT 721]

| Field Tag | Field Name | Format | Optional/ Mandatory |
|-----------|------------|--------|------------------------|
|-----------|------------|--------|------------------------|

| | | | |
|-----|--------------------------|---|---|
| 27A | Message Index/ Total | 1!n/1!n (Message Index)/ (Total) | M |
| 21P | Bank Reference Number | 16x | M |
| | MT 721 Message | | M |

12.3.35 MT (738) - Response to Advice of Discrepant Presentation

The Response to Advice of Discrepant Presentation is sent by the corporate (beneficiary) to its bank (Negotiating Bank) and comprises one MT 798 message.

It instructs the bank on the handling and disposal of discrepant documents.

12.3.35.1 Format Specifications

| Field Tag | Field Name | Format | Optional/Mandatory |
|----------------------------|------------------------------|------------------------------------|--------------------|
| MT 798 Structure | | | |
| 20 | Transaction Reference Number | 16x | M |
| 12 | Sub-Message Type | 3!n | M |
| 77E | Proprietary Message | 73z (Text) [n*78z] (Text) | M |
| Field 77E Structure | | | |
| 27A | Message Index/ Total | 1!n/1!n (Message Index)/(Total) | M |
| 21A | Customer Reference Number | 16x | M |
| 21T | Customer Business Reference | 16x | M |
| 21P | Bank Reference Number | 16x | M |
| 21S | Bank Business Reference | 16x | M |
| 13E | Message Creation Date Time | 8!n4!n (Date)(Time) | M |
| 20 | Documentary Credit Number | 16x | M |
| 31C | Date of Issue | 6!n (Date) | M |

| | | | |
|-----|------------------------------------|--|---|
| 21R | Presentation Reference Number | 16x | O |
| 34O | Presentation Amount | 3!a15d (Currency)(Amount) | M |
| 31S | Date of Discrepancy Advice Receipt | 6!n (Date) | M |
| 12D | Beneficiary Instructions | 4!c (Code) | M |
| 72Z | Corporate to Bank Information | 6*35z (Narrative) | O |
| 23X | File Identification | /4!c/65x (Code)(File Name or Reference) | O |
| 29S | Customer Identifier | 4!c/35x (Code)(Party Identifier) | O |
| 29P | Processing Bank Identifier | 4!a2!a2!c[3!c] (Identifier Code) | O |
| 29U | Lead Bank Identifier | 4!a2!a2!c[3!c] (Identifier Code) | O |

12.3.36 MT (749) - LC Discrepancy Response

The Response to Advice of Discrepancy is sent by the corporate (applicant) to its issuing bank and comprises one MT 798 message.

It is used to advise the bank that the discrepant documents are either to be refused or the reported discrepancies are to be waived.

12.3.36.1 Format Specifications

| Field Tag | Field Name | Format | Optional/Mandatory |
|---------------------------------|-------------------------------|------------------------------------|--------------------|
| MT 749 Section 1 (Index) | | | |
| 20 | Transaction Reference Number | 16x | M |
| 12 | Sub-Message Type | 3!n | M |
| 77E | Proprietary Message | 73z (Text) [n*78z] (Text) | M |
| Section 2 -77E Structure | | | |
| 27A | Message Index/Total | 1!n/1!n (Message Index)/(Total) | M |
| 21A | Customer Reference Number | 16x | M |
| 21T | Additional Customer Reference | 16x | O |
| 20 | Documentary Credit Number | 16x | M |
| 21P | Bank Reference Number | 16x | M |
| 21S | Additional Bank Reference | 16x | O |
| 21R | Presentation Reference Number | 16x | O |
| 31C | Date of Issue | 6!n (Date) | M |

| | | | |
|-----|----------------------------------|---|---|
| 13E | Message Creation Date Time | 8!n4!n (Date)(Time) | M |
| 31S | Date of Receipt | 6!n (Date) | O |
| 12D | Waiver Instructions | 4!c (Code) | M |
| 35B | Principal Amount | 3!a15d (Currency)(Amount) | O |
| 32G | Amount of Commission and Charges | 3!a15d (Currency)(Amount) | O |
| 34B | Total Amount to be Paid | 3!a15d (Currency)(Amount) | O |
| 30 | Value Date | 6!n (Date) | O |
| 57a | Account With Bank | A [/1!a]/[34x] (Party Identifier) 4!a2!a2!c [3!c] (Identifier Code) B [/1!a]/[34x] (Party Identifier) [35x] (Location) D [/1!a]/[34x] (Party Identifier) 4*35x (Name & Address) | O |
| 53C | Settlement Account | /34x (Account) | O |
| 25A | Alternative Charges Account | /34x (Account) | O |
| 29A | Customer Contact | 4*35x (Narrative) | O |
| 72Z | Corporate to Bank Information | 6*35z (Narrative) | O |
| 23X | File Identification | /4!c/65x (Code)(File Name or Reference) | O |

| | | | |
|-----|----------------------------|-------------------------------------|---|
| 29S | Customer Identifier | 4!c/35x (Code)(Party Identifier) | O |
| 29P | Processing Bank Identifier | 4!a2!a2!c[3!c] (Identifier Code) | O |
| 29U | Lead Bank Identifier | 4!a2!a2!c[3!c] (Identifier Code) | O |

12.3.37 MT (748/750) - Advice of Discrepancy

The Advice of Discrepancy is sent to the corporate (applicant) by its bank (Issuing Bank) and comprises up to two MT 798 messages.

They are used to advise (either with or without a copy of the MT 750 message) the corporate that documents which have been presented are not in accordance with the terms and conditions of the credit and at the bank's discretion, to request whether the reported discrepancies should be waived or not. This message is generated in the BOOK Event.

12.3.37.1 Format Specifications

| Field Tag | Field Name | Format | Optional/ Mandatory |
|-----------------------------|-------------------------------|------------------------------------|------------------------|
| MT 748 Specification | | | |
| 20 | Transaction Reference Number | 16x | M |
| 12 | Sub-Message Type | 3!n | M |
| 77E | Proprietary Message | 73z (Text) [n*78z] (Text) | M |
| MT 77E Structure | | | |
| 27A | Message Index/Total | 1!n/1!n (Message Index)/(Total) | M |
| 21P | Bank Reference Number | 16x | M |
| 21S | Bank Business Reference | 16x | M |
| 20 | Documentary Credit Number | 16x | M |
| 21A | Customer Reference Number | 16x | O |
| 21T | Customer Business Reference | 16x | O |
| 21R | Presentation Reference Number | 16x | O |
| 31C | Date of Issue | 6!n (Date) | M |

| Field Tag | Field Name | Format | Optional/Mandatory |
|-----------|----------------------------|---|--------------------|
| 13E | Message Creation Date Time | 8!n4!n (Date)(Time) | M |
| 52a | Issuing Bank | A [/1!a]/[34x] (Party Identifier) 4!a2!a2!c[3!c] (Identifier Code) D [/1!a]/[34x] (Party Identifier) 4*35x (Name & Address) | O |
| 29B | Issuing Bank Contact | 4*35x (Narrative) | O |
| 58a | Nominated/Confirming Bank | A [/1!a]/[34x] (Party Identifier) 4!a2!a2!c[3!c] (Identifier Code) D [/1!a]/[34x] (Party Identifier) 4*35x (Name & Address) | O |
| 59 | Beneficiary | [/34x] (Account) 4*35x (Name & Address) | O |
| 31S | Date of Receipt | 6!n (Date) | O |
| 31T | Waiver Period End Date | 6!n (Date) | O |
| 32B | Principal Amount | 3!a15d (Currency)(Amount) | O |
| 33B | Additional Amount | 3!a15d (Currency)(Amount) | O |
| 71D | Charges to be Deducted | 6*35z (Narrative) Line 1 /8a/[3!a13d][additional information] (Code)(Currency)(Amount)(Narrative) Lines 2-6 [//continuation of additional information] | O |
| 73A | Charges to be Added | 6*35z (Narrative) Line 1 /8a/[3!a13d][additional information] (Code)(Currency)(Amount)(Narrative) Lines 2-6 [//continuation of additional information] | O |
| 34B | Total Amount to be Paid | 3!a15d (Currency)(Amount) | O |

| Field Tag | Field Name | Format | Optional/Mandatory |
|-----------|-------------------------------|--|--------------------|
| 77J | Discrepancies | 70*50z (Narrative) Line 1 /8a/[add'l information] Code)(Narrative) Lines 2-70 [//add'l information] (Narrative) or /8a/[add'l information] (Code)(Narrative) | O |
| 72Z | Bank to Corporate Information | 6*35z (Narrative) | O |
| 23X | File Identification | 4!c/65x (Code)(File Name or Reference) | O |
| 29S | Customer Identifier | 4!c/35x (Code)(Party Identifier) | O |
| 29P | Processing Bank Identifier | 4!a2!a2!c[3!c] (Identifier Code) | O |
| 29U | Lead Bank Identifier | 4!a2!a2!c[3!c] (Identifier Code) | O |

| Field Tag | Field Name | Format | Optional/Mandatory |
|---|------------------------------|------------------------------|--------------------|
| MT 750 Advice of Discrepancy Details | | | |
| 20 | Transaction Reference Number | 16x | M |
| 12 | Sub-Message Type | 3!n | M |
| 77E | Proprietary Message | 73z (Text) [n*78z] (Text) | M |
| Field 77E structure | | | |

| | | | |
|-----|--------------------------------|---|---|
| 27A | Message Index/Total | 1!n/1!n (Message Index)/(Total) | M |
| 21P | Bank Reference Number | 16x | M |
| | MT 750 Message | | M |
| 20 | Sender's Reference | 16x | M |
| 21 | Related Reference | 16x | M |
| 32B | Principal Amount | 3!a15d | M |
| 33B | Additional Amount | 3!a15d | O |
| 71D | Charges to be Deducted | 6*35z | O |
| 73A | Charges to be Added | 6*35z | O |
| 34B | Total Amount to be Paid | 3!a15d | O |
| 57a | Account With Bank | A [/1!a]/[34x] (Party Identifier) 4!a2!a2!c[3!c] (Identifier Code) B [/1!a]/[34x] (Party Identifier) [35x] (Location) D [/1!a]/[34x] (Party Identifier) 4*35x (Name & Address) | O |
| 72Z | Sender to Receiver Information | 6*35z | O |
| 77J | Discrepancies | 70*50z Line 1 /8a/[add'l information] Code)(Narrative) Lines 2-70 [// add'l information] (Narrative) or /8a/[add'l information] (Code)(Narrative) | M |

12.3.38 MT (733/734) Notification of Advice of Refusal

The Notification of Advice of Refusal is sent to the corporate (applicant or beneficiary) by its bank (Issuing Bank or Negotiating Bank) and comprises two MT 798 messages.

They are used to notify (with a copy of the MT 734 message) the corporate that the documents received with discrepancies have been refused by the issuing bank. This message is generated in REFA or REFP Event.

12.3.38.1 Format Specifications

| Field Tag | Field Name | Format | Optional/ Mandatory |
|--|-------------------------------|--|------------------------|
| MT 733 Section 1 (Index) | | | |
| 20 | Transaction Reference Number | 16x | M |
| 12 | Sub-Message Type | 3!n | M |
| 77E | Proprietary Message | 73z (Text) [n*78z] (Text) | M |
| Section 2 - Field 77E Structure | | | |
| 27A | Message Index/Total | 1!n/1!n (Message Index)/ (Total) | M |
| 21P | Bank Reference Number | 16x | M |
| 21S | Bank Business Reference | 16x | M |
| 20 | Documentary Credit Number | 16x | M |
| 21A | Customer Reference Number | 16x | O |
| 21T | Customer Business Reference | 16x | O |
| 21R | Presentation Reference Number | 16x | O |
| 31C | Date of Issue | 6!n (Date) | M |

| | | | |
|-----|--|--|---|
| 13E | Message Creation Date Time | 8!n4!n (Date)(Time) | M |
| 32B | Credit Amount | 3!a15d (Cur- rency)(Amount) | O |
| 52a | Issuing Bank | A [/1!a]/[34x] (Party Identifier) 4!a2!a2!c[3!c] (Identifier Code) D [/1!a]/[34x] (Party Identifier) 4*35x (Name & Address) | O |
| 29B | Issuing Bank Contact | 4*35x (Narrative) | O |
| 58a | Nominated/Confirming Bank | A [/1!a]/[34x] (Party Identifier) 4!a2!a2!c[3!c] (Identifier Code) D [/1!a]/[34x] (Party Identifier) 4*35x (Name & Address) | O |
| 29D | Nominated/Confirming Bank Con- tact | 4*35x (Narrative) | O |
| 72Z | Bank to Corporate Information | 6*35Z (Narrative) | O |
| 78B | Instructions from the Bank | 50*65z (Narra- tive) | O |
| 23X | File Identification | 4!c/65x (Code)(File Name or Refer- ence) | O |
| 29S | Customer Identifier | 4!c/35x (Code)(Party Identifier) | O |
| 29P | Processing Bank Identifier | 4!a2!a2!c[3!c] (Identifier Code) | O |
| 29U | Lead Bank Identifier | 4!a2!a2!c[3!c] (Identifier Code) | O |

| MT 734 Section 1 (Index) | | | |
|---------------------------------|--------------------------------|--|---|
| 20 | Transaction Reference Number | 16x | M |
| 12 | Sub-Message Type | 3!n | M |
| 77E | Proprietary Message | 73z (Text) [n*78z] (Text) | M |
| MT 734 Section 2 | | | |
| 27A | Message Index/Total | 1!n/1!n (Message Index)/ (Total) | M |
| 21P | Bank Reference Number | 16x | M |
| | MT 734 Message | | M |
| 20 | Sender's TRN | 16x | M |
| 21 | Presenting Bank's Reference | 16x | M |
| 32A | Date and Amount of Utilisation | 6!n3!a15d | M |
| 73A | Charges Claimed | 6*35z | O |
| 33a | Total Amount Claimed | A 6!n3!a15d (Date)(Cur- rency)(Amount) B 3!a15d (Cur- rency)(Amount) | O |

| | | | |
|-----|--------------------------------|---|---|
| 57a | Account with Bank | A [/1!a]/[34x] (Party Identifier) 4!a2!a2!c[3!c] (Identifier Code) B [/1!a]/[34x] (Party Identifier) [35x] (Location) D [/1!a]/[34x] (Party Identifier) 4*35x (Name and Address) | O |
| 72Z | Sender to Receiver Information | 6*35z | O |
| 77J | Discrepancies | 70*50z Line 1 /8a/[add'l information] Code)(Narrative) Lines 2-70 [/ add'l informa- tion] (Narrative) or /8a/[add'l infor- mation] | M |
| 77B | Disposal of Documents | 3*35x In addition to nar- rative text, the following line for- mats may be used: Line 1 /8c/[addi- tional informa- tion] (Code)(Narrative) Lines 2-3 [/ continuation of addi- tional information] (Nar- rative) | M |

12.3.39 MT (731/732) - Notification of Advice of Discharge

The Notification of Advice of Discharge is sent to the corporate (applicant or beneficiary) by its bank (Issuing Bank or Negotiating Bank) and comprises two MT 798 messages.

They are used to notify (with a copy of the MT 732 message) the corporate that the documents received with discrepancies has taken up by the issuing bank. This message will be generated in ADIS Event.

12.3.39.1 Format Specifications

| Field Tag | Field Name | Format | Optional/ Mandatory |
|---------------------------------|-------------------------------|--|------------------------|
| MT 731 Section 1 (Index) | | | |
| 20 | Transaction Reference Number | 16x | M |
| 12 | Sub-Message Type | 3!n | M |
| 77E | Proprietary Message | 73z(Text) [n*78z] (Text) | M |
| MT 731 Section 2 | | | |
| 27A | Message Index/Total | 1!n/1!n (Message Index)/ (Total) | M |
| 21P | Bank Reference Number | 16x | M |
| 21S | Bank Business Reference | 16x | M |
| 20 | Documentary Credit Number | 16x | M |
| 21R | Presentation Reference Number | 16x | O |
| 21A | Customer Reference Number | 16x | O |
| 21T | Customer Business Reference | 16x | O |
| 31C | Date of Issue | 6!n (Date) | M |

| | | | |
|-----|-----------------------------------|--|---|
| 13E | Message Creation Date Time | 8!n4!n (Date)(Time) | M |
| 52a | Issuing Bank | A [/1!a]/[34x] (Party Identifier) 4!a2!a2!c[3!c] (Identifier Code) D [/1!a]/[34x] (Party Identifier) 4*35x (Name & Address) | O |
| 29B | Issuing Bank Contact | 4*35x (Narrative) | O |
| 58a | Nominated/Confirming Bank | A [/1!a]/[34x] (Party Identifier) 4!a2!a2!c[3!c] (Identifier Code) D [/1!a]/[34x] (Party Identifier) 4*35x (Name & Address) | O |
| 29D | Nominated/Confirming Bank Contact | 4*35x (Narrative) | O |
| 32B | Credit Amount | 3!a15d (Currency)(Amount) | O |
| 34D | Drawing Amount | 3!a15d (Currency)(Amount) | M |
| 32G | Amount of Commission and Charges | 3!a15d (Currency)(Amount) | O |
| 33a | Net Amount | A 6!n3!a15d (Date)(Currency)(Amount) B 3!a15d (Currency)(Amount) | O |
| 12R | Payment Terms | 4!c (CODE) | O |
| 12S | Payment Liability | 4!c (CODE) | O |
| 72Z | Bank to Corporate Information | 6*35Z (Narrative) | O |

| | | | |
|---------------------------------|------------------------------|--|---|
| 78B | Instructions from the Bank | 50*65z (Narrative) | O |
| 23X | File Identification | 4!c/65x (Code)(File Name or Reference) | O |
| 29S | Customer Identifier | 4!c/35x (Code)(Party Identifier) | O |
| 29P | Processing Bank Identifier | 4!a2!a2!c[3!c] (Identifier Code) | O |
| 29U | Lead Bank Identifier | 4!a2!a2!c[3!c] (Identifier Code) | O |
| MT 732 Section 1 (Index) | | | |
| 20 | Transaction Reference Number | 16x | M |
| 12 | Sub-Message Type | 3!n | M |
| 77E | Proprietary Message | 73z (Text) [n*78z] (Text) | M |
| MT 734 Section 2 | | | |
| 27A | Message Index/Total | 1!n/1!n (Message Index)/ (Total) | M |
| 21P | Bank Reference Number | 16x | M |
| | MT 732 Message | | M |
| 20 | Sender's TRN | 16x | M |

| | | | |
|-----|--|--------|---|
| 21 | Presenting Bank's Reference | 16x | M |
| 30 | Date of Advice of Payment/Acceptance/Negotiation | 6!n | M |
| 32B | Amount of Utilisation | 3!a15d | M |
| 72Z | Sender to Receiver Information | 6*35z | O |

12.3.40 MT 753 - Notification of Advice of Payment/Acceptance/Negotiation

The Notification of Advice of Payment/Acceptance/Negotiation is sent to the corporate (applicant or beneficiary) by its bank (Issuing Bank or Negotiating Bank) and comprises one MT 798 message.

They are used to notify the corporate that the documents were presented to the paying, accepting or negotiating bank in accordance with the credit terms and are being forwarded as instructed. This message is generated in INIT Event.

12.3.40.1 Format Specifications

| Field Tag | Field Name | Format | Optional/ Mandatory |
|---------------------------------|-------------------------------|--|------------------------|
| MT 753 Section 1 (Index) | | | |
| 20 | Transaction Reference Number | 16x | M |
| 12 | Sub-Message Type | 3!n | M |
| 77E | Proprietary Message | 73z (Text) [n*78z] (Text) | M |
| MT 753 Section 2 | | | |
| 27A | Message Index/ Total | 1!n/1!n (Message Index)/ (Total) | M |
| 21P | Bank Reference Number | 16x | M |
| 21S | Bank Business Reference | 16x | M |
| 20 | Documentary Credit Number | 16x | M |
| 21A | Customer Reference Number | 16x | O |
| 21T | Customer Business Reference | 16x | O |
| 21R | Presentation Reference Number | 16x | O |
| 31C | Date of Issue | 6!n (Date) | M |

| | | | |
|-----|-----------------------------------|--|---|
| 13E | Message Creation Date Time | 8!n4!n (Date)(Time) | M |
| 52a | Issuing Bank | A [/1!a]/[34x] (Party Identifier) 4!a2!a2!c[3!c] (Identifier Code) D [/1!a]/[34x] (Party Identifier) 4*35x (Name & Address) | O |
| 29B | Issuing Bank Contact | 4*35x (Narrative) | O |
| 58a | Nominated/Confirming Bank | A [/1!a]/[34x] (Party Identifier) 4!a2!a2!c[3!c] (Identifier Code) D [/1!a]/[34x] (Party Identifier) 4*35x (Name & Address) | O |
| 29D | Nominated/Confirming Bank Contact | 4*35x (Narrative) | O |
| 35B | Principal Amount | 3!a15d (Currency)(Amount) | M |
| 33B | Additional Amount | 3!a15d (Currency)(Amount) | O |
| 32B | Credit Amount | 3!a15d (Currency)(Amount) | O |
| 31M | Maturity Date | 6!n (Date) | O |
| 72Z | Bank to Corporate Information | 6*35z (Narrative) | O |
| 23X | File Identification | 4!c/65x (Code)(File Name or Reference) | O |
| 29S | Customer Identifier | 4!c/35x (Code)(Party Identifier) | O |

| | | | |
|-----|----------------------------|-------------------------------------|---|
| 29P | Processing Bank Identifier | 4!a2!a2!c[3!c] (Identifier Code) | O |
| 29U | Lead Bank Identifier | 4!a2!a2!c[3!c] (Identifier Code) | O |

12.3.41 MT798(755) - Notification of Advice of Reimbursement or Payment

The Notification of Advice of Reimbursement or Payment is sent to the corporate (applicant or beneficiary) by its bank (Issuing Bank) and comprises one MT 798 message.

They are used to notify the corporate about reimbursement or payment, to that bank, for a drawing under a documentary credit for which no specific reimbursement instructions or payment provisions are provided. This is generated in the LIQD Event.

12.3.41.1 Format Specifications

MT 798 Specifications

| Field Tag | Field Name | Format | Optional/ Mandatory |
|---------------------------------|-------------------------------|--|------------------------|
| MT 755 Section 1 (Index) | | | |
| 20 | Transaction Reference Number | 16x | M |
| 12 | Sub-Message Type | 3!n | M |
| 77E | Proprietary Message | 73z (Text) [n*78z] (Text) | M |
| MT 755 Section 2 | | | |
| 27A | Message Index/ Total | 1!n/1!n (Message Index)/ (Total) | M |
| 21P | Bank Reference Number | 16x | M |
| 21S | Bank Business Reference | 16x | M |
| 20 | Documentary Credit Number | 16x | M |
| 21A | Customer Reference Number | 16x | O |
| 21T | Customer Business Reference | 16x | O |
| 21R | Presentation Reference Number | 16x | O |

| | | | |
|-----|-----------------------------------|---|---|
| 31C | Date of Issue | 6!n (Date) | M |
| 13E | Message Creation Date Time | 8!n4!n (Date)(Time) | M |
| 52a | Issuing Bank | A [/1!a]/[34x] (Party Identifier) 4!a2!a2!c[3!c] (Identifier Code) D [/1!a]/[34x] (Party Identifier) 4*35x (Name & Address) | O |
| 29B | Issuing Bank Contact | 4*35x (Narrative) | O |
| 58a | Nominated/Confirming Bank | A [/1!a]/[34x] (Party Identifier) 4!a2!a2!c[3!c] (Identifier Code) D [/1!a]/[34x] (Party Identifier) 4*35x (Name & Address) | O |
| 29D | Nominated/Confirming Bank Contact | 4*35x (Narrative) | O |
| 35B | Principal Amount | 3!a15d (Currency)(Amount) | M |
| 33B | Additional Amount | 3!a15d (Currency)(Amount) | O |
| 32G | Amount of Commission and Charges | 3!a15d (Currency)(Amount) | O |
| 33A | Net Amount | 6!n3!a15d (Date)(Currency)(Amount) | O |
| 71E | Details of Commission and Charges | 100*35z (Narrative) or /8a/1!a/[3!a13d][Narrative] (Type)(Bank)(Currency) (Amount)(Narrative) | O |

| | | | |
|-----|-------------------------------|--|---|
| 32B | Credit Amount | 3!a15d (Currency)(Amount) | O |
| 72Z | Bank to Corporate Information | 6*35z (Narrative) | O |
| 23X | File Identification | 4!c/65x (Code)(File Name or Reference) | O |
| 29S | Customer Identifier | 4!c/35x (Code)(Party Identifier) | O |
| 29P | Processing Bank Identifier | 4!a2!a2!c[3!c] (Identifier Code) | O |
| 29U | Lead Bank Identifier | 4!a2!a2!c[3!c] (Identifier Code) | O |

12.3.42 MT 737 - Response to Documentary Credit Presentation

The Response to Documentary Credit presentation is sent to the corporate (beneficiary) by its bank (Negotiating Bank) and comprises one MT 798 message.

It is used by the bank to acknowledge the receipt of documents under a documentary presentation from the beneficiary, and at the same time, to report discrepancies if any and/or provide further instructions and/or information as appropriate. This message is generated in BOOK Event.

When MT737 is generated along with MT750, Description of FFT - 72ZDISCSNDRC will be auto populated during advices pickup and populated against tag 72Z along with the description of existing FFT(72ZBNKCRPINF) details. FFT - 72ZDISCSNDRC is applicable on save only when MT750 is not suppressed.

12.3.42.1 Format Specifications

| Field Tag | Field Name | Format | Optional/ Mandatory |
|-----------------------------|-------------------------------|------------------------------------|------------------------|
| MT 798 Specification | | | |
| 20 | Transaction Reference Number | 16x | M |
| 12 | Sub-Message Type | 3!n | M |
| 77E | Proprietary Message | 73z (Text) [n*78z] (Text) | M |
| Field 77E Structure | | | |
| 27A | Message Index/ Total | 1!n/1!n (Message Index)/(Total) | M |
| 21P | Bank Reference Number | 16x | M |
| 21S | Bank Business Reference | 16x | M |
| 21A | Customer Reference Number | 16x | O |
| 21T | Customer Business Reference | 16x | O |
| 13E | Message Creation Date Time | 8!n4!n (Date)(Time) | M |
| 21R | Presentation Reference Number | 16x | O |
| 20 | Documentary Credit Number | 16x | M |

| | | | |
|-----|-----------------------------------|---|---|
| 31C | Date of Issue | 6!n (Date) | M |
| 52a | Issuing Bank | A [/1!a]/[34x] (Party Identifier) 4!a2!a2!c[3!c] (Identifier Code) D [/1!a]/[34x] (Party Identifier) 4*35x (Name & Address) | M |
| 58a | Nominated/Confirming Bank | A [/1!a]/[34x] (Party Identifier) 4!a2!a2!c[3!c] (Identifier Code) D [/1!a]/[34x] (Party Identifier) 4*35x (Name & Address) | M |
| 29B | Nominated/Confirming Bank Contact | 4*35x (Narrative) | O |
| 31S | Date of Presentation | 6!n (Date) | M |
| 34O | Presentation Amount | 3!a15d (Currency)(Amount) | M |
| 12D | Acceptance Notification | 4!c (Code) | O |
| 77J | Discrepancies | 70*50z (Narrative) Line 1 /8a/[add'l information] Code)(Narrative) Lines 2-70 [/add'l information] (Narrative) or /8a/[add'l information] (Code)(Narrative) | O |
| 24E | Dispatch of Documents | /4!c/[35x] (Code)(Additional Information) | O |
| 31N | Documents Sent Date | 6!n (Date) | O |
| 78B | Instructions from the Bank | 50*65z (Narrative) | O |

| | | | |
|-----|-------------------------------|---|---|
| 72Z | Bank to Corporate Information | 6*35z (Narrative) | O |
| 23X | File Identification | 4!c/65x (Code)(File Name or Reference) | O |
| 29S | Customer Identifier | 4!c/35x (Code)(Party Identifier) | O |
| 29P | Processing Bank Identifier | 4!a2!a2!c[3!c] (Identifier Code) | O |
| 29U | Lead Bank Identifier | 4!a2!a2!c[3!c] (Identifier Code) | O |

12.3.43 MT 757 - Settlement of Import Documentary Credit

The Settlement of Import Documentary Credit is sent to the corporate (applicant) by its bank (Issuing Bank) and comprises one MT 798 message.

It is used to report the settlement of payment and/or charges on the applicant's side by the issuing bank. This message is generated in the LIQD Event.

12.3.43.1 Format Specifications

| Field Tag | Field Name | Format | Optional/Mandatory |
|----------------------------|-------------------------------|--|--------------------|
| MT 798 Structure | | | |
| 20 | Transaction Reference Number | 16x | M |
| 12 | Sub-Message Type | 3!n | M |
| 77E | Proprietary Message | 73z (Text) [n*78z] (Text) | M |
| Field 77E Structure | | | |
| 27A | Message Index/Total | 1!n/1!n (Message Index)/ (Total) | M |
| 21P | Bank Reference Number | 16x | M |
| 21S | Bank Business Reference | 16x | M |
| 20 | Documentary Credit Number | 16x | M |
| 21A | Customer Reference Number | 16x | O |
| 21T | Customer Business Reference | 16x | O |
| 21R | Presentation Reference Number | 16x | O |
| 31C | Date of Issue | 6!n (Date) | M |

| | | | |
|-----|-----------------------------------|--|---|
| 13E | Message Creation Date Time | 8!n4!n (Date)(Time) | M |
| 52a | Issuing Bank | A [/1!a]/[34x] (Party Identifier) 4!a2!a2!c[3!c] (Identifier Code) D [/1!a]/[34x] (Party Identifier) 4*35x (Name & Address) | O |
| 29B | Issuing Bank Contact | 4*35x (Narrative) | O |
| 58a | Nominated/Confirming Bank | A [/1!a]/[34x] (Party Identifier) 4!a2!a2!c[3!c] (Identifier Code) D [/1!a]/[34x] (Party Identifier) 4*35x (Name & Address) | O |
| 12R | Reason for Message | 4!c (Code) | M |
| 31S | Date of Presentation | 6!n (Date) | O |
| 32B | Documentary Credit Amount | 3!a15d (Currency)(Amount) | M |
| 34D | Drawing Amount | 3!a15d (Currency)(Amount) | O |
| 32G | Amount of Commission and Charges | 3!a15d (Currency)(Amount) | O |
| 33a | Net Amount | A 6!n3!a15d (Date)(Currency)(Amount) B 3!a15d (Currency)(Amount) | M |
| 71E | Details of Commission and Charges | 100*35z (Narrative) or /8a/1!a/[3!a13d][Narrative] (Type)(Bank)(Currency)(Amount)(Narrative) | O |

| | | | |
|-----|--|--|---|
| 57a | Account With Bank | A [/1!a]/[34x] (Party Identifier) 4!a2!a2!c[3!c] (Identifier Code) B [/1!a]/[34x] (Party Identifier) [35x] (Location) D [/1!a]/[34x] (Party Identifier) 4*35x (Name & Address) | O |
| 53C | Settlement Account | /34x (Account) | O |
| 34V | Total Amount For Settlement Account | 3!a15d (Currency)(Amount) | M |
| 25A | Alternative Charges Account | /34x (Account) | O |
| 34W | Total Amount For Alternative Charges Account | 3!a15d (Currency)(Amount) | O |
| 36 | Exchange Rate | 12d | O |
| 34X | Countervalue in Local Currency | 3!a15d (Currency)(Amount) | O |
| 72Z | Bank to Corporate Information | 6*35z (Narrative) | O |
| 23X | File Identification | 4!c/65x (Code)(File Name or Reference) | O |
| 29S | Customer Identifier | 4!c/35x (Code)(Party Identifier) | O |
| 29P | Processing Bank Identifier | 4!a2!a2!c[3!c] (Identifier Code) | O |
| 29U | Lead Bank Identifier | 4!a2!a2!c[3!c] (Identifier Code) | O |

12.3.44 MT 758 - Settlement of Export Documentary Credit

The Settlement of Export Documentary Credit is sent to the corporate (beneficiary) by its bank (Negotiating Bank) and comprises one MT 798 message.

It is used to report the settlement of payment and/or charges on the beneficiary's side by its bank. This message is generated in the LIQD Event.

12.3.44.1 Format Specifications

| Field Tag | Field Name | Format | Optional/Mandatory |
|------------------------------|-------------------------------|------------------------------------|--------------------|
| MT 798 Specifications | | | |
| 20 | Transaction Reference Number | 16x | M |
| 12 | Sub-Message Type | 3!n | M |
| 77E | Proprietary Message | 73z (Text) [n*78z] (Text) | M |
| Field 77E Structure | | | |
| 27A | Message Index/ Total | 1!n/1!n (Message Index)/(Total) | M |
| 21P | Bank Reference Number | 16x | M |
| 21S | Bank Business Reference | 16x | M |
| 21A | Customer Reference Number | 16x | O |
| 21T | Customer Reference | 16x | O |
| 20 | Documentary Credit Number | 16x | M |
| 21R | Presentation Reference Number | 16x | O |
| 31C | Date of Issue | 6!n (Date) | M |

| | | | |
|-----|-----------------------------------|---|---|
| 13E | Message Creation Date Time | 8!n4!n (Date)(Time) | M |
| 52a | Issuing Bank | A [/1!a]/[34x] (Party Identifier) 4!a2!a2!c[3!c] (Identifier Code) D [/1!a]/[34x] (Party Identifier) 4*35x (Name & Address) | O |
| 58a | Nominated/Confirming Bank | A [/1!a]/[34x] (Party Identifier) 4!a2!a2!c[3!c] (Identifier Code) D [/1!a]/[34x] (Party Identifier) 4*35x (Name & Address) | O |
| 29B | Nominated/Confirming Bank Contact | 4*35x (Narrative) | O |
| 12R | Reason for Message | 4!c (Code) | M |
| 31S | Date of the Cover Letter | 6!n (Date) | O |
| 32B | Documentary Credit Amount | 3!a15d (Currency)(Amount) | M |
| 34D | Drawing Amount | 3!a15d (Currency)(Amount) | O |
| 32G | Amount of Commission and Charges | 3!a15d (Currency)(Amount) | O |
| 33a | Net Amount | A 6!n3!a15d (Date)(Currency)(Amount) B 3!a15d (Currency)(Amount) | M |
| 71E | Details of Commission and Charges | 100*35z (Narrative) or / 8a/1!a/[3!a13d][Narrative] (Type)(Bank)(Currency)(Amount)(Narrative) | O |

| | | | |
|-----|--|--|---|
| 57a | Account With Bank | A [/1!a]/[34x] (Party Identifier) 4!a2!a2!c[3!c] (Identifier Code) B [/1!a]/[34x] (Party Identifier) [35x] (Location) D [/1!a]/[34x] (Party Identifier) 4*35x (Name & Address) | O |
| 53C | Settlement Account | /34x (Account) | O |
| 34Y | Total Amount For Settlement Account | 3!a15d (Currency)(Amount) | M |
| 25A | Alternative Charges Account | /34x (Account) | O |
| 34W | Total Amount For Alternative Charges Account | 3!a15d (Currency)(Amount) | O |
| 12F | Recourse Indicator | 4!c (Code) | O |
| 36 | Exchange Rate | 12d | O |
| 34X | Countervalue in Local Currency | 3!a15d (Currency)(Amount) | O |
| 72Z | Bank to Corporate Information | 6*35z (Narrative) | O |
| 23X | File Identification | 4!c/65x (Code)(File Name or Reference) | O |
| 29S | Customer Identifier | 4!c/35x (Code)(Party Identifier) | O |
| 29P | Processing Bank Identifier | 4!a2!a2!c[3!c] (Identifier Code) | O |
| 29U | Lead Bank Identifier | 4!a2!a2!c[3!c] (Identifier Code) | O |

12.3.45 MT 759 - Ancillary Trade Structured Message

This message is sent to request or to provide information, such as a fraud alert or a financing request, concerning an existing trade transaction such as a documentary credit, demand guarantee, standby letter of credit, or an undertaking (for example, a guarantee, surety, etc.). This message must not be used where an existing MT is available, and it should be used rather than the MT 799.

12.3.45.1 Format Specifications

| Field Tag | Field Name | Format | Optional/ Mandatory |
|------------------|------------------------------|---------------|--------------------------------|
| 27 | Sequence of Total | 1!n/1!n | M |
| 20 | Transaction Reference Number | 16x | M |
| 21 | Related Reference Number | 6x | O |
| 22D | Form of Undertaking | 4!c | M |
| 23 | Undertaking Number | 16x | M |
| 52A | Issuer | A or D | O |
| 23H | Function of Message | 8!c | M |
| 45D | Narrative | 150*65z | M |
| 23X | File Identification | 4!c/65 | O |

12.3.46 STP of MT759

STP of MT759 supported for LCs, Guarantees, SBLCs and BCs.

12.3.47 MT 751 - Notification of Authorisation to Pay, Accept or Negotiate

The Notification of authorisation to Pay, Accept or Negotiate is sent to the corporate (beneficiary) by its bank (Issuing Bank) and comprises one MT 798 message.

They are used to notify the corporate that the documents may be taken up, notwithstanding the discrepancies, provided they are otherwise in order.

12.3.47.1 Format Specifications

| Field Tag | Field Name | Format | Optional/Mandatory |
|---------------------------------|-------------------------------|--|--------------------|
| MT 751 Section 1 (Index) | | | |
| 20 | Transaction Reference Number | 16x | M |
| 12 | Sub-Message Type | 3!n | M |
| 77E | Proprietary Message | 73*xz (Text) [n*78z] (Text) | M |
| MT 751 Section 2 | | | |
| 27A | Message Index/ Total | 1!n/1!n (Message Index)/ (Total) | M |
| 21P | Bank Reference Number | 16x | M |
| 21S | Bank Business Reference | 16x | M |
| 21T | Customer Business Reference | 16x | O |
| 20 | Documentary Credit Number | 16x | M |
| 21R | Presentation Reference Number | 16x | O |
| 31C | Date of Issue | 6!n (Date) | M |
| 13E | Message Creation Date Time | 8!n4!n (Date)(Time) | M |

| | | | |
|-----|-----------------------------------|---|---|
| 52a | Issuing Bank | A [/1!a]/[34x] (Party Identifier) 4!a2!a2!c[3!c] (Identifier Code) D [/1!a]/[34x] (Party Identifier) 4*35x (Name & Address) | O |
| 58a | Nominated/Confirming Bank | A [/1!a]/[34x] (Party Identifier) 4!a2!a2!c[3!c] (Identifier Code) D [/1!a]/[34x] (Party Identifier) 4*35x (Name & Address) | O |
| 29D | Nominated/Confirming Bank Contact | 4*35x (Narrative) | O |
| 50 | Applicant | 4*35x (Name & Address) | O |
| 35B | Principal Amount | 3!a15d (Currency)(Amount) | M |
| 33B | Additional Amount | 3!a15d (Currency)(Amount) | O |
| 32B | Credit Amount | 3!a15d (Currency)(Amount) | O |
| 12R | Payment Terms | 4!c | M |
| 12S | Payment Liability | 4!c | M |
| 31M | Maturity Date | 6!n (Date) | O |
| 72Z | Bank to Corporate Information | 6*35z(Narrative) | O |
| 23X | File Identification | 4!c/65x (Code)(File Name or Reference) | O |

| | | | |
|-----|----------------------------|-------------------------------------|---|
| 29S | Customer Identifier | 4!c/35x (Code)(Party Identifier) | O |
| 29P | Processing Bank Identifier | 4!a2!a2!c[3!c] (Identifier Code) | O |
| 29U | Lead Bank Identifier | 4!a2!a2!c[3!c] (Identifier Code) | O |

12.3.48 MT 798 for Free Format Message - Bank-to-Corporate - 789

The Free Format Message is sent by the corporate to its bank and comprises two MT 798 messages.

This format is common for all MT 798 messages.

Maximum Length: 10000

12.3.48.1 Format Specifications

MT 798<789> - Free Format Message - Bank-to-Corporate Index

| Field Tag | Field Name | Format | Mandatory /Optional |
|------------------------------|-------------------------------|--|---------------------|
| Section 1 - MT 798 Structure | | | |
| 20 | Transaction Reference Number | 16x | M |
| 12 | Sub-Message Type | 3!n | M |
| 77E | Proprietary Message | <u>73z (Text)</u> <u>[n*78z] (Text)</u> | M |
| | | | |
| 27A | Message Index/Total | 1!n/1!n (Message Index)/ | M |
| 21A | Customer Reference Number | 16x | M |
| 21T | Additional Customer Reference | 16x | O |
| 21P | Bank Reference Number | 16x | M |
| 21S | Additional Bank Reference | 16x | O |
| 13E | Message Creation Date Time | 8!n4!n (Date)(Time) | M |
| 29B | Bank Contact | 4*35x (Narrative) | O |

| | | | |
|-----|-------------------------------|--|---|
| 72Z | Bank to Corporate Information | 6*35z Narrative) | O |
| 23X | File Identification | /4!c/65x (Code)(File Name or Refer- ence) | O |
| 29S | Customer Identifier | 4!c/35x (Code)(Party Identifier) | O |
| 29P | Processing Bank Identifier | 4!a2!a2!c[3!c] (Identifier Code) | O |
| 29U | Lead Bank Identifier | 4!a2!a2!c[3!c] (Identifier Code) | O |

MT 798<799> - Free Format Message - Bank-to-Corporate Details

| Field Tag | Field Name | Format | Mandatory /Optional |
|---|------------------------------|--|---------------------|
| Section 1 - MT 798 Structure | | | |
| 20 | Transaction Reference Number | 16x | M |
| 12 | Sub-Message Type | 3!n | M |
| 77E | Proprietary Message | 73z (Text) [n*78z] (Text) | M |
| Section 2- Field 77E Structure [MT 799] | | | |
| 27A | Message Index/ Total | 1!n/1!n (Message Index)/ (Total) | M |
| 21P | Bank Reference Number | 16x | M |
| 20 | Transaction Reference Number | 16x | M |
| 21 | Related Reference Number | 16x | O |
| 79 | Narrative | 30*50x (Narrative) | M |

12.3.49 Special Payment Conditions for Receiving Bank - 49H and 49N

49H

| Message | Message Generation | Message Preview (MSDTFMPV) | Message Preview - Print | Authorize (CSDMSG VW) | Authorize - Print |
|-----------------------|--------------------|----------------------------|-------------------------|------------------------|-------------------|
| MT700/701 | Yes | Yes | No | Yes | Yes |
| MT771/ MT700/701 | No | No | No | No | No |
| MT774/ MT700/701 | No | No | No | No | No |
| MT710 | Yes | Yes | No | Yes | Yes |
| MT780/ MT710/711 | No | No | No | No | No |
| MT720/721 | Yes | Yes | No | Yes | Yes |
| MT723/ MT720/MT721 | No | No | No | No | No |
| MT782/ MT720/MT721 | No | No | No | No | No |

49N

| Message | Message Generation | Message Preview (MSDTFMPV) | Message Preview - Print | Authorize (CSDMSG VW) | Authorize - Print |
|---------------------|--------------------|----------------------------|-------------------------|------------------------|-------------------|
| MT707/708 | Yes | Yes | No | Yes | Yes |
| MT773/ MT707/708 | No | No | No | No | No |
| MT776/ MT707/708 | No | No | No | No | No |

12.4 Guarantees and Standby Letter of Credit

This section contains the following topics:

- [Section 12.4.1, "SWIFT 2018 Changes"](#)
- [Section 12.4.2, "SWIFT 2020 Changes"](#)

12.4.1 SWIFT 2018 Changes

This section contains the following topics:

- [Section 12.4.1.1, "MT 760 \(Guarantee / Standby Letter Of Credit\)"](#)
- [Section 12.4.1.2, "MT 767 Guarantee / Standby Letter of Credit Amendment"](#)
- [Section 12.4.1.3, "MT 768 Acknowledgement of a Guarantee / Standby Message"](#)
- [Section 12.4.1.4, "MT 769 Advice of Reduce/Release of Guarantee/Standby"](#)

- Section 12.4.1.5, "STP for MT 769"
- Section 12.4.1.6, "MT 761/760 - Application for Issuance of Guarantee"
- Section 12.4.1.7, "MT 784/760 - Application for Issuance of Standby Letter of Credit (SBLC)"
- Section 12.4.1.7, "MT 784/760 - Application for Issuance of Standby Letter of Credit (SBLC)"
- Section 12.4.1.8, "MT (763/767) - Application for Amendment of Guarantee"
- Section 12.4.1.10, "MT (783) - Request for Guarantee / Standby Letter of Credit Reduction / Release"
- Section 12.4.1.11, "MT 712 Demand for payment under Guarantee / Standby Letter of Credit – C2B"Section 12.4.1.10, "MT (783) - Request for Guarantee / Standby Letter of Credit Reduction / Release"

12.4.1.1 **MT 760 (Guarantee / Standby Letter Of Credit)**

Issues or requests the issue of a guarantee or Standby LC

Maximum Length: 10000

Format Specifications

| Field Tag | Field Name | Format | Mandatory/ Optional |
|-----------|--------------------------------|-----------|---------------------|
| 27 | Sequence of Total | 1n/1n | M |
| 20 | Transaction Reference Number | 16x | M |
| 23 | Further Identification | 16x | M |
| 30 | Date | 6!n | O |
| 40C | Applicable Rules | 4!a[/35x] | M |
| 77C | Details of Guarantee | 150*65x | M |
| 72 | Sender to Receiver Information | 6*35x | O |

Note

- The ISPR (The guarantee is subject to International Standby Practices) additional type codes are allowed for field 40 C
 - The URCG (The guarantee is subject to the ICC Uniform Rules for Demand Guarantees) type codes are disallowed for field 40 C
-

12.4.1.2 **MT 767 Guarantee / Standby Letter of Credit Amendment**

This message is sent by a bank which has issued a guarantee to the bank to which the guarantee was issued. It may also be sent by a bank which has requested the issuance of a guarantee to the bank to which the request for a guarantee was sent.

It is used to amend or request the amendment of the guarantee.

Note

This message may also be used for Standby Letters of Credit.

Maximum Length: 10000

Format Specifications

| Field Tag | Field Name | Format | Mandatory/Optional |
|------------------|-----------------------------------|---------------|---------------------------|
| 27 | Sequence of Total | 1!n/1!n | M |
| 20 | Transaction Reference Number | 16x | M |
| 21 | Related Reference | 16x | M |
| 23 | Further Identification | 16x | M |
| 30 | Date | 6!n | O |
| 26E | Number of Amendment | 2n | O |
| 31C | Date of Issue or Request to Issue | 6!n | M |
| 77C | Amendment Details | 150*65 x | M |
| 72 | Sender to Receiver Information | 6*35x | O |

12.4.1.3 MT 768 Acknowledgement of a Guarantee / Standby Message

This message type is sent by a bank which has received a guarantee to the bank which issued the guarantee or an amendment thereto. It may also be sent by a bank which has been requested to issue a guarantee to the bank which requested the guarantee or an amendment thereto.

It is used to acknowledge receipt of any message relating to a guarantee and, where applicable, to indicate that action has been taken according to the instructions. This message may also be used for Standby Letters of Credit.

The Sender's charges may also be accounted for in this message.

Maximum Length: 2000

Format Specifications

| Field Tag | Field Name | Format | Mandatory/ Optional |
|------------------|------------------------------------|---------------|----------------------------|
| 20 | Transaction Reference Number | 16x | M |
| 21 | Related Reference | 16x | M |
| 25 | Account Identification | 35x | O |
| 30 | Date of Message Being Acknowledged | 6!n | M |
| 32a | Amount of Charges | B or D | O |
| 57a | Account With Bank | A, B, or D | O |
| 71B | Details of Charges | 6*35x | O |
| 72 | Sender to Receiver Information | 6*35x | O |

12.4.1.4 MT 769 Advice of Reduce/Release of Guarantee/Standby

The Advice of Guarantee / Standby LC Reduction or Release message is sent by a bank which has received a guarantee to the bank which has issued the guarantee. It may also be sent by a bank which has been requested to issue a guarantee to the bank which requested the issuance of the guarantee.

This message is also used for Standby Letters of Credit. It is used to advise the Receiver that it has been released of all liability for the amount specified. The Sender's charges is also accounted for this message.

Maximum Length: 10000

Format Specifications

| Field Tag | Field Name | Format | Optional/ Mandatory |
|------------------|--------------------------------|---------------|--------------------------------|
| 20 | Transaction Reference Number | 16x | M |
| 21 | Related Reference | 16x | M |
| 25 | Account Identification | 35x | O |
| 30 | Date of Reduction or Release | 6!n | O |
| 32a | Amount of Charges | B or D | O |
| 33B | Amount Reduced or Released | 3!a15d | O |
| 34B | Amount Outstanding | 3!a15d | O |
| 39C | Amount Specification | 4*35x | O |
| 57a | Account With Bank | A, B, or D | O |
| 71B | Details of Charges | 6*35x | O |
| 72Z | Sender to Receiver Information | 6*35x | O |

Length validations, Format validations and character validations is supported for the below FFTs.

| FFT Code |
|-----------------|
| SND2RECMT769 |
| 23XFILEIDENT |
| 57ACWITHBANK |

12.4.1.5 STP for MT 769

It is required to process the request for release/reduction of Guarantee/SBLC message received by the Issuing bank from the advising bank.

MT798 for the reduction/release of the guarantee/SBLC (MT766) is triggered which is sent to the applicant.

12.4.1.6 MT 761/760 - Application for Issuance of Guarantee

STP processing for guarantee contract is supported for MT798 message to request for issuance of guarantee which is sent from the applicant to the issuing bank.

This comprises of two MT798 messages. The first sub message is identified by the sub message type 761. The second MT 798 message identified with a sub-message type of 760 and

enveloping one MT 760 message. The existing bank-to-bank MT 760 message specification is applicable for the sub message type 760.

Format Specifications for Index Message (MT 761)

| Field Tag | Field Name | Format | Optional/ Mandatory |
|----------------------------|---|--|--------------------------------|
| MT 798 Structure | | | |
| 20 | Transaction Reference Number | 16x | M |
| 12 | Sub-Message Type | 3!n | M |
| 77E | Proprietary Message | 73 x -z(Text) [n*78z](Text) | M |
| Field 77E Structure | | | |
| 27A | Message Index/Total | 1!n/1!n (Message Index)/(Total) | M |
| 21A | Customer Reference Number | 16x | M |
| 22D | Kind of Guarantee | 4!c (Code) | M |
| 22K | Type of Guarantee | 4!c[35x] (Type of Guarantee)(Narrative) | M |
| 22E | Form of Guarantee | 4!c (Code) | M |
| 22J | Wording of Guarantee | 4!c (Code) | M |
| 22B | Special Terms | 4!c (Code) | O |
| 22L | Language of Standing Wording | 2!c (Code) | O |
| 50 | Applicant | 4*35x (Name & Address) | M |
| 50M | Alternative Applicant | 4*35x (Name & Address) | O |
| 12E | Indicator of Alternative Beneficial Owner | 4!c (Code) | O |
| 39P | Guarantee Amount | 4!c/3!a15d (Type)(Currency)(Amount) | M |

| Field Tag | Field Name | Format | Optional/ Mandatory |
|-----------|-------------------------------------|--|------------------------|
| 39C | Additional Amounts/Interest Covered | 4*35x (Narrative) | O |
| 23B | Validity Type | 4!c (Type) | M |
| 31L | Validity Expiry Date | 6!n (Date) | O |
| 31S | Approximate Expiry Date | 6!n (Date) | O |
| 35L | Specification of Expiry | 4*35x (Narrative) | O |
| 23E | Method of Transmission | 4!c[/30x] (Method)(Ad ditional Infor- mation) | O |
| 24E | Delivery of Original Gurantee | 4!c[/30x] (Method)(Ad ditional Infor- mation) | O |
| 22G | Delivery to | 4!c (Code) | O |
| 50B | Delivery Address | 4*35x (Narrative) | O |
| 53C | Liability Account | /34x (Account) | O |
| 25A | Charges Account | /34x (Account) | O |
| 59 | Beneficiary | [/34x] (Account 4*35x) (Name & Address) | M |
| 52a | Issuing Bank | A [/1!a]/[34x] (Party Identifier) 4!a2!a2!c[3!c] (Identifier Code) D [/1!a]/[34x] (Party Identifier) 4*35x (Name & Address) | O |

| Field Tag | Field Name | Format | Optional/ Mandatory |
|-----------|-------------------------------|--|------------------------|
| 58a | Advising Bank | A [/1!a]/[34x] (Party Identifier) 4!a2!a2!c[3!c (Identifier Code) D [/1!a]/[34x] (Party Identifier) 4*35x (Name & Address) | O |
| 49 | Confirmation Indicator | 7!x (Instruction) | O |
| 26D | Liability Details | 30*65x (Narrative) | M |
| 20E | Form of Guarantee | 4!c (Code) | M |
| 31R | Reference Date | 6!n[6!n] (Date 1)(Date 2) | O |
| 71F | Total Order/Contract Amount | 3!a15d (Currency)(Amount) | O |
| 37J | Guarantee Value in Percent | 12d | O |
| 29A | Customer Contact | 4*35x (Narrative) | O |
| 29D | Beneficiary Contact | 4*35x (Narrative) | O |
| 72C | Corporate to Bank Information | 6*35x (Narrative) | O |
| 23X | File Identification | 4!c/65x (Code)(Narrative) | O |
| 29S | Customer Identifier | 4!c/35x (Code)(Party Identifier) | O |
| 29P | Processing Bank Identifier | 35x (Party Identifier) | O |

| Field Tag | Field Name | Format | Optional/ Mandatory |
|-----------|-----------------------|------------------------|------------------------|
| 29U | Lead Bank Identifier | 35x (Party Identifier) | O |
| 21R | Bank Reference Number | 16x | O |

12.4.1.7 MT 784/760 - Application for Issuance of Standby Letter of Credit (SBLC)

STP processing for SBLC contract is supported for MT798 message for request for issuance of SBLC and this is sent from the applicant to the issuing bank.

This comprises of two MT798 messages. The first sub message is identified by the sub message type 784. The second MT 798 message identified with a sub-message type of 760 and enveloping one MT 760 message. The existing bank-to-bank MT 760 message specification is used.

Format Specifications for Index Message (MT 784)

| Field Tag | Field Name | Format | Optional/ Mandatory |
|----------------------------|---|---|------------------------|
| MT 798 Structure | | | |
| 20 | Transaction Reference Number | 16x | M |
| 12 | Sub-Message Type | 3!n | M |
| 77E | Proprietary Message | 73z (Text) [n*78z](Text) | M |
| Field 77E Structure | | | |
| 27A | Message Index / Total | 1!n/1!n (Message Index)/(Total) | M |
| 21A | Customer Reference Number | 16x | M |
| 13E | Message Creation Date Time | 8!n4!n (Date)(Time) | M |
| 40A | Form of Credit | 24x (Type) | M |
| 50 | Applicant | 4*35x (Name & Address) | M |
| 50M | Ultimate Obligor | 4*35x (Name & Address) | O |
| 33E | Credit Amount | 3!a15d (Cur- rency)(Amou nt) | M |
| 39A | Percentage Credit Amount Tol- erance | 2n/2n (Tolerance 1)(Tolerance 2) | O |
| 39B | Maximum Credit Amount | 13x | O |
| 31L | Validity Expiry Date | 6!n (Date) | M |
| 35L | Specification of Expiry | 4*35x (Narrative) | O |

| Field Tag | Field Name | Format | Optional/ Mandatory |
|-----------|---------------------------------------|---|------------------------|
| 23F | Automatic Extension Period | 4!c[/30x] (Code)(Additional Information) | O |
| 38A | Automatic Extension End Notice Days | 3n (Days) | O |
| 31S | Automatic Extension Final Expiry Date | 6!n (Date) | O |
| 23E | Method of Transmission | 4!c[/30x] (Method)(Additional Information) | O |
| 24E | Delivery of Original Credit | 4!c[/30x] (Method)(Additional Information) | O |
| 22G | Delivery to | 4!c (Code) | O |
| 50B | Delivery Address | 4*35x (Name & Address) | |
| 25A | Charges Account | /34x (Account) | O |
| 22P | Drawing Mode | 4!c[/4!c] (Code)(Code) | O |
| 45C | Drawing Requirements | 100*65x (Narrative) | M |
| 59 | Beneficiary | [/34x] (Account) | M |
| 29D | Beneficiary Contact | 4*35x) (Name & Address) | O |
| 50N | Secondary Credit Beneficiary | 4*35x (Narrative) | O |
| 29C | Secondary Credit Contact Name | 4*35x (Name & Address) | O |

| Field Tag | Field Name | Format | Optional/ Mandatory |
|-----------|---------------------------------------|---|------------------------|
| 22K | Secondary Credit Type | 35x | O |
| 33F | Secondary Credit Amount | 4!c[/35x] (Type of Guarantee)(Narrative) | O |
| 31V | Secondary Credit Validity Expiry Date | 3!a15d (Currency)(Amount) | O |
| 52a | Issuing Bank | 6!n (Date) | O |
| 58a | Advising Bank | A [/1!a]/[34x] (Party Identifier) 4!a2!a2!c[3!c] (Identifier Code) D [/1!a]/[34x] (Party Identifier) 4*35x (Name & Address) | O |
| 49 | Confirmation Indicator | A [/1!a]/[34x] (Party Identifier) 4!a2!a2!c[3!c] (Identifier Code) D [/1!a]/[34x] (Party Identifier) 4*35x (Name & Address) | O |
| 26D | Credit Purpose | 7!x (Instruction) | M |
| 29A | Customer Contact | 30*65x (Narrative) | O |
| 72C | Corporate to Bank Information | 4*35x (Narrative) | O |

| Field Tag | Field Name | Format | Optional/ Mandatory |
|-----------|----------------------------|-------------------------------------|------------------------|
| 23X | File Identification | 6*35x (Narrative) | O |
| 29S | Customer Identifier | 4!c/65x (Code)(Narrative) | O |
| 29P | Processing Bank Identifier | 4!c/35x (Code)(Party Identifier) | O |
| 29U | Lead Bank Identifier | 35x (Party Identifier) | O |
| 21R | Bank Reference Number | 35x (Party Identifier) | O |

12.4.1.8 MT (763/767) - Application for Amendment of Guarantee

STP processing for guarantee contract is supported for MT798 message for request for amendment of guarantee and this sent from the applicant to the issuing bank.

This comprises of two MT798 messages. The first sub message is identified by the sub message type 763. The second MT 798 message identified with a sub-message type of 767 and enveloping one MT 767 message. The existing bank-to-bank MT 767 message specification is used.

Format Specifications for Index Message (MT 763)

| Field Tag | Field Name | Format | Optional/Mandatory |
|----------------------------|------------------------------|--|--------------------|
| MT 798 Structure | | | |
| 20 | Transaction Reference Number | 16x | M |
| 12 | Sub-Message Type | 3!n | M |
| 77E | Proprietary Message | 73z (Text) [n*78z] (Text) | M |
| Field 77E Structure | | | |
| 27A | Message Index/Total | 1!n/1!n (Message Index)/ (Total) | M |
| 21A | Customer Reference Number | 16x | M |
| 20 | Guarantee Number | 16x | M |
| 13E | Message Creation Date Time | 8!n4!n (Date)(Time) | M |
| 32B | Increase of Guarantee Amount | 3!a15d (Currency)(Amount) | O |
| 33B | Decrease of Guarantee Amount | 3!a15d (Currency)(Amount) | O |
| 23B | New Validity Type | 4!c (Type) | O |
| 31L | New Validity Expiry Date | 6!n (Date) | O |

| | | | |
|-----|--------------------------------|---|---|
| 31S | New Approximate Expiry Date | 6!n (Date) | O |
| 23E | Method of Transmission | 4!c[/30x] (Method)(Additional Information) | O |
| 24E | Delivery of original amendment | 4!c[/35x] (Method)(Additional Information) | O |
| 22G | Delivery to | 4!c (Code) | O |
| 50B | Delivery Address | 4*35x (Name & Address) | O |
| 29A | Customer Contact | 4*35x (Narrative) | O |
| 72C | Corporate to Bank Information | 6*35x (Narrative) | O |
| 23X | File Identification | 4!c/65x (Code)(Narrative) | O |
| 26E | Number of Amendment | 2n (Number) | O |
| 29S | Customer Identifier | 4!c/35x (Code)(Party Identifier) | O |
| 29P | Processing Bank Identifier | 35x (Party Identifier) | O |
| 29U | Lead Bank Identifier | 35x (Party Identifier) | O |

12.4.1.9 MT (786/767) - Application for Amendment of SBLC

STP processing for guarantee contract supports MT798 message for request for amendment of guarantee and this is sent from the applicant to the issuing bank.

This comprises of two MT798 messages. The first sub message is identified by the sub message type 786. The second MT 798 message identified with a sub-message type of 767 and enveloping one MT 767 message. The existing bank-to-bank MT 767 message specification is used.

Format Specifications for Index Message (MT 786)

| Field Tag | Field Name | Format | Optional/ Mandatory |
|----------------------------|--|-------------------------------------|------------------------|
| MT 798 Structure | | | |
| 20 | Transaction Reference Number | 16x | M |
| 12 | Sub-Message Type | 3!n | M |
| 77E | Proprietary Message | 73z(Text) [n*78z] (Text) | M |
| Field 77E Structure | | | |
| 27A | Message Index/ Total | 1!n/1!n (Message Index)/(Total) | M |
| 21A | Customer Reference Number | 16x | M |
| 20 | Guarantee Number | 16x | M |
| 13E | Message Creation Date Time | 8!n4!n (Date)(Time) | M |
| 32B | Increase of Guarantee Amount | 3!a15d (Currency)(Amount) | O |
| 33B | Decrease of Guarantee Amount | 3!a15d (Currency)(Amount) | O |
| 39A | New Percentage Credit Amount Tolerance | 2n/2n (Tolerance 1)(Tolerance 2) | O |
| 23B | New Validity Type | 4!c (Type) | O |

| | | | |
|-----|---|---|---|
| 31L | New Validity Expiry Date | 6!n (Date) | O |
| 35L | New Specification of Expiry | 4*35x (Narrative) | O |
| 23F | New Automatic Extension Period | 4!c[/30x] (Code)(Additional Information) | O |
| 38A | New Automatic Extension End Notice Days | 3n (Days) | O |
| 31S | New Automatic Extension Final Expiry Date | 6!n (Date) | O |
| 23E | Method of Transmission | 4!c[/30x] (Method)(Additional Information) | O |
| 24E | Delivery of original amendment | 4!c[/35x] (Method)(Additional Information) | O |
| 22G | Delivery to | 4!c (Code) | O |
| 50B | Delivery Address | 4*35x (Name & Address) | O |
| 29A | Customer Contact | 4*35x (Narrative) | O |
| 72C | Corporate to Bank Information | 6*35x (Narrative) | O |
| 23X | File Identification | 4!c/65x (Code)(Narrative) | O |
| 26E | Number of Amendment | 2n (Number) | O |
| 29S | Customer Identifier | 4!c/35x (Code)(Party Identifier) | O |

| | | | |
|-----|----------------------------|---------------------------|---|
| 29P | Processing Bank Identifier | 35x (Party Identifier) | O |
| 29U | Lead Bank Identifier | 35x (Party Identifier) | O |

12.4.1.10 MT (783) - Request for Guarantee / Standby Letter of Credit Reduction / Release

The Request for Guarantee / Standby LC Reduction / Release is sent by the corporate (Applicant) to their bank and comprises one MT 798 message. This message is used by the Applicant to request that it be released of all liability for the specified amount.

A single Request for Guarantee / Standby LC Reduction / Release message must comprise:

One MT 798 message identified with a sub-message type of 783 and enveloping one index message. This message contains all the necessary data elements for corporate-to-bank exchange. There is no equivalent bank-to-bank message.

Dates defined as 6!n must be in the form of YYMMDD. Dates defined as 8!n must be in the form of YYYYMMDD.

Format Specification

Section 1 - MT 798 Structure

| Field Tag | Field Name | Format | Optional/ Mandatory |
|-----------|------------------------------|----------------|------------------------|
| 20 | Transaction Reference Number | 16x | M |
| 12 | Sub-Message Type | 3!n | M |
| 77E | Proprietary Message | 73z [n*78z] | M |

Section 2 – Field 77E Structure

| Field Tag | Field Name | Format | Optional/ Mandatory |
|-----------|------------------------------|---------|------------------------|
| 27A | Message Index/Total | 1!n/1!n | M |
| 21A | Customer Reference Number | 16x | M |
| 20 | Guarantee/Credit Number | 16x | M |
| 13E | Message Creation Date Time | 8!n4!n | M |
| 33B | Amount Reduced or Released | 3!a15d | M |
| 22N | Reason for Reduction/Release | 4!c | M |

| | | | |
|-----|------------------------------------|---------|---|
| 49K | Other Reason for Reduction/Release | 6*65x | O |
| 29A | Customer Contact | 4*35x | O |
| 72C | Corporate to Bank Information | 6*35x | O |
| 23X | File Identification | 4!c/65x | O |
| 29S | Customer Identifier | 4!c/35x | O |
| 29P | Processing Bank Identifier | 35x | O |
| 29U | Lead Bank Identifier | 35x | O |

12.4.1.11 MT 712 Demand for payment under Guarantee / Standby Letter of Credit – C2B

The Demand for payment under Guarantee / Standby LC is sent by the corporate (Beneficiary) to its bank and comprises at least two MT 798 messages.

These messages are used to demand payment under a guarantee and includes a request to extend the expiry date and to indicate availability of supporting documentation.

Format Specifications

MT 798<712> - Claim for payment under Guarantee / Standby Letter of Credit Section 1 - MT 798 Structure

| Field Tag | Field Name | Format | Optional/ Mandatory |
|-----------|------------------------------|-----------------------------|------------------------|
| 20 | Transaction Reference Number | 16x | M |
| 12 | Sub-Message Type | 3!n | M |
| 77E | Proprietary Message | 73z(Text) [n*78z] (Text) | M |

Section 2 – Field 77E Structure

| Field Tag | Field Name | Format | Optional/ Mandatory |
|-----------|---------------------------|--|------------------------|
| 27A | Message Index/ Total | 1!n/1!n (Message Index)/ (Total) | M |
| 21A | Customer Reference Number | 16x | M |

| | | | |
|-----|-------------------------------|---|---|
| 20 | Guarantee/Credit Number | 16x | M |
| 31C | Date of Issue | 6!n (Date) | M |
| 13E | Message Creation Date Time | 8!n4!n (Date)(Time) | M |
| 52a | Issuing/Guarantor Bank | A [/1!a]/[34x] (Party Identifier) 4!a2!a2!c[3!c] (Identifier Code) D [/1!a]/[34x] (Party Identifier) 4*35x (Name & Address) | O |
| 32B | Guarantee/Credit Amount | 3!a15d (Currency)(Amount) | M |
| 39D | Amount Claimed | 3!a15d (Currency)(Amount) | M |
| 49J | Beneficiary Statement | 50*65x (Narrative) | M |
| 57a | Account With Bank | A [/1!a]/[34x] (Party Identifier) 4!a2!a2!c[3!c] (Identifier Code) B [/1!a]/[34x] (Party Identifier) [35x] (Location) D [/1!a]/[34x] (Party Identifier) 4*35x (Name & Address) | O |
| 53C | Settlement Account | /34x (Account) | O |
| 25A | Alternative Charges Account | /34x (Account) | O |
| 29A | Customer Contact | 4*35x (Narrative) | O |
| 72C | Corporate to Bank Information | 6*35x (Narrative) | O |

| | | | |
|-----|----------------------------|-------------------------------------|---|
| 23X | Presentation Channel | 4!c/65x (Code)(Narrative) | M |
| 29S | Customer Identifier | 4!c/35x (Code)(Party Identifier) | O |
| 29P | Processing Bank Identifier | 35x (Party Identifier) | O |
| 29U | Lead Bank Identifier | 35x (Party Identifier) | O |

12.4.1.12 MT 778 Response to extend or pay Guarantee / Standby Letter of Credit – C2B

The Response to Extend or Pay Guarantee is sent by the corporate (Applicant) to their bank and comprises one MT 798 message.

This message is used by the Applicant in response to a Query to Extend or Pay Guarantee / Standby LC under a specified Guarantee / Standby LC and to indicate instructions to either extend the Guarantee/ Standby LC or pay the Guarantee / Standby LC.

Format Specifications

MT 798<778> - Response to extend or pay Guarantee / Standby Letter of Credit Section 1 - MT 798 Structure

| Field Tag | Field Name | Format | Optional/ Mandatory |
|-----------|------------------------------|------------------------------|------------------------|
| 20 | Transaction Reference Number | 16x | M |
| 12 | Sub-Message Type | 3!n | M |
| 77E | Proprietary Message | 73z (Text) [n*78z] (Text) | M |

Section 2 – Field 77E Structure

| Field Tag | Field Name | Format | Optional/ Mandatory |
|-----------|------------|--------|------------------------|
|-----------|------------|--------|------------------------|

| | | | |
|-----|----------------------------------|--|---|
| 27A | Message Index/ Total | 1!n/1!n (Message Index)/(Total) | M |
| 21A | Customer Refer- ence Number | 16x | M |
| 20 | Guarantee/Credit Number | 16x | M |
| 13E | Message Creation Date Time | 8!n4!n (Date)(Time) | M |
| 31C | Date of Extend or Pay Request | 6!n (Date) | M |
| 39D | Amount Claimed | 3!a15d (Cur- rency)(Amount) | O |
| 31L | New Validity Expiry Date | 6!n (Date) | O |
| 22M | Extend or Pay Instructions | 4!c (Code) | M |
| 53C | Settlement Account | /34x (Account) | O |
| 25A | Alternative Charges Account | /34x (Account) | O |
| 29A | Customer Contact | 4*35x (Narrative) | O |
| 72C | Corporate to Bank Information | 6*35x (Narrative) | O |
| 23X | File Identification | 4!c/65x (Code)(Narra- tive) | O |
| 29S | Customer Identifier | 4!c/35x (Code)(Party Identifier) | O |
| 29P | Processing Bank Identifier | 35x (Party Identi- fier) | O |

| | | | |
|-----|----------------------|---------------------------|---|
| 29U | Lead Bank Identifier | 35x (Party Identifier) | O |
|-----|----------------------|---------------------------|---|

12.4.2 **SWIFT 2020 Changes**

This section contains the following topics:

- [Section 12.4.2.1, "MT 760 \(Guarantee / Standby Letter Of Credit\)"](#)
- [Section 12.4.2.2, "STP for MT760"](#)
- [Section 12.4.2.4, "MT 767 Guarantee / Standby Letter of Credit Amendment"](#)
- [Section 12.4.2.5, "STP for MT767"](#)
- [Section 12.4.2.6, "MT 775 Guarantee/Standby Letters of Credit Amendment Extension Message"](#)
- [Section 12.4.2.7, "MT 765 - Guarantee/Standby Letter of Credit Demand"](#)
- [Section 12.4.2.8, "STP of MT765"](#)
- [Section 12.4.2.9, "MT 768 Acknowledgement of a Guarantee / Standby Message"](#)
- [Section 12.4.2.10, "MT 769 Advice of Reduce/Release of Guarantee/Standby"](#)
- [Section 12.4.2.11, "STP for MT 769"](#)
- [Section 12.4.2.12, "MT 786 Guarantee/Standby Letter of Credit Demand Refusal"](#)
- [Section 12.4.2.13, "STP of MT786"](#)
- [Section 12.4.2.14, "MT 787 Guarantee/Standby Letter of Credit Amendment Response"](#)
- [Section 12.4.2.15, "STP for MT787"](#)
- [Section 12.4.2.16, "MT \(762/760/761\) - Notification of Draft or Issue of Guarantee/ Standby Letter of Credit/ Undertaking"](#)
- [Section 12.4.2.17, "MT \(764/767/775\) - Notification of LC Amendment Guarantee/ Standby LC Index"](#)
- [Section 12.4.2.18, "MT \(745/760/761\) - Advice of Issued Guarantee/ Standby Letter of Credit"](#)
- [Section 12.4.2.19, "MT \(743/767/775\) - Advice of Amendment of Guarantee / Standby LC Index"](#)
- [Section 12.4.2.20, "MT 777/765 Query to Extend or pay Guarantee / Standby LC – B2C"](#)
- [Section 12.4.2.21, "MT \(766/769\) - Advice of Guarantee / Standby Letter of Credit Reduction or Release"](#)
- [Section 12.4.2.22, "MT 714 Acknowledgment of demand for payment under Guarantee / Standby Letter of Credit –B2C"](#)
- [Section 12.4.2.23, "MT 779/765 Notification of demand for payment of Guarantee / Standby Letter of Credit – B2C"](#)
- [Section 12.4.2.24, "MT 781 Settlement of Guarantee / Standby Letter of Credit claim for payment and/or charges – B2C"](#)
- [Section 12.4.2.25, "727 / 785 - Notification of Non-Extension of Guarantee / Standby Letter of Credit – B2C"](#)
- [Section 12.4.2.26, "MT729/786 – Demand refusal Advice under Guarantee / SBLC"](#)
- [Section 12.4.2.27, "739/787 - Advice of acceptance/refusal of Guarantee / Standby Letter of Credit Amendment – B2C"](#)

12.4.2.1 **MT 760 (Guarantee / Standby Letter Of Credit)**

Issues or requests the issue of a guarantee or Standby LC

Maximum Length: 10000

Format Specifications

Mandatory Sequence A General Information

| Field Tag | Field Name | Format | Mandatory/ Optional |
|------------------|-------------------------------------|---------------|--------------------------------|
| 15A | New Sequence | Empty field | M |
| 27 | Sequence of Total | 1!n/1!n | M |
| 22A | Purpose of Message | 4!c | M |
| 72Z | Sender to Receiver Informa- tion | 6*35z | O |
| 23X | File Identification | 4!c/65x | O |

Mandatory Sequence B Undertaking Details

| Field Tag | Field Name | Format | Mandatory/ Optional |
|------------------|------------------------------------|--------------------------|--------------------------------|
| 15B | New Sequence | Empty field | M |
| 20 | Undertaking Number | 16x | M |
| 30 | Date of Issue | 6!n | M |
| 22D | Form of Undertaking | 4!c | M |
| 40C | Applicable Rules | 4!a/[35x] | M |
| 23B | Expiry Type | 4!c | M |
| 31E | Date of Expiry | 6!n | O |
| 35G | Expiry Condition/Event | 12*65x | O |
| 50 | Applicant | 4*35x | O |
| 51 | Obligor/Instructing Party | 4*35x | O |
| 52a | Issuer | A or D | M |
| 59a | Beneficiary | No letter option or A | M |
| 56a | Advising Bank | A or D | O |
| 23 | Advising Bank Reference | 16x | O |
| 57a | Advise Through' Bank | A or D | O |
| 32B | Undertaking Amount | 3!a15d | M |
| 39D | Additional Amount Informa- tion | 12*65z | O |
| 71D | Charges | 6*35z | O |

| | | | |
|-----|--|--------------|---|
| 45C | Document and Presentation Instructions | 100*65z | O |
| 77U | Undertaking Terms and Conditions | 150*65z | M |
| 49 | Confirmation Instructions | 7!x | O |
| 58a | Requested Confirmation Party | A or D | O |
| 44H | Governing Law and/or Place of Jurisdiction | 2!a/[65x] | O |
| 23F | Automatic Extension Period | 4!a/[34x] | O |
| 78 | Automatic Extension Non-Extension Notification | 12*65x | O |
| 26E | Automatic Extension Notification Period | 3n | O |
| 31S | Automatic Extension Final Expiry Date | 6!n | O |
| 48B | Demand Indicator | 4!c | O |
| 48D | Transfer Indicator | 4!c | O |
| 39E | Transfer Conditions | 12*65z | O |
| 45L | Underlying Transaction Details | 50*65z | O |
| 24E | Delivery of Original Undertaking | /4!c/[35x] | O |
| 24G | Delivery To/Collection By | /4!c/[6*35x] | O |

Optional Sequence C Local Undertaking Details

| Field Tag | Field Name | Format | Mandatory/Optional |
|-----------|-------------------------|-------------|--------------------|
| 15C | New Sequence | Empty field | M |
| 31C | Requested Date of Issue | 6!n | O |
| 22D | Form of Undertaking | 4!c | M |
| 40C | Applicable Rules | 4!a/[35x] | M |
| 22K | Type of Undertaking | 4!c/[35x] | O |
| 23B | Expiry Type | 4!c | M |
| 31E | Date of Expiry | 6!n | O |
| 35G | Expiry Condition/Event | 12*65x | O |
| 50 | Applicant | 4*35x | M |

| | | | |
|-----|--|------------------|---|
| 51 | Obligor/Instructing Party | 4*35x | O |
| 52a | Issuer | A or D | O |
| 59 | Beneficiary | [/ 34x]4*35x | M |
| 32B | Undertaking Amount | 3!a15d | M |
| 39D | Additional Amount Information | 12*65z | O |
| 71D | Charges | 6*35z | O |
| 45C | Document and Presentation Instructions | 100*65z | O |
| 77L | Requested Local Undertaking Terms and Conditions | 150*65z | O |
| 22Y | Standard Wording Required | 4!c | O |
| 40D | Standard Wording Requested Language | 2!a | O |
| 44H | Governing Law and/or Place of Jurisdiction | 2!a/[65x] | O |
| 23F | Automatic Extension Period | 4!a/[34x] | O |
| 78 | Automatic Extension Non-Extension Notification | 12*65x | O |
| 26E | Automatic Extension Notification Period | 3n | O |
| 31S | Automatic Extension Final Expiry Date | 6!n | O |
| 48B | Demand Indicator | 4!c | O |
| 48D | Transfer Indicator | 4!c | O |
| 39E | Transfer Conditions | 12*65z | O |
| 45L | Underlying Transaction Details | 50*65z | M |
| 24E | Delivery of Local Undertaking | 4!c/[35x] | O |
| 24G | Delivery To/Collection By | /4!c/ [6*35x] | O |

New FFTs are introduced for below tags of MT760 to capture FFT details specific to Local Undertaking :

Length validations, Format validations and Character validations supported for below FFTs :

| Tag | Sequence B | Sequence C |
|-----|--------------|--------------|
| 39D | 39DADDAMTINF | 39DADAMTINFC |

| | | |
|-----|--------------|-------------|
| 44H | 44HGOVRNLAW | 44HGOVERNLC |
| 24E | 24EDELORGUND | 24EDELORGC |
| 24G | 24GDELORCOLL | 24GDELCOLLC |

| |
|-----------------|
| FFT Code |
| SND2RECMT760 |
| 23XFILEIDENT |
| 39DADDAMTINF |
| 44HGOVRNLAW |
| 45LTRNDTLS |
| 24EDELORGUND |
| 22KTYPEOFUND |
| 45CDOCPRSDL |
| 45LTRNDTSEQC |

Note

- The ISPR (The guarantee is subject to International Standby Practices) additional type codes are allowed for field 40 C
 - The URCG (The guarantee is subject to the ICC Uniform Rules for Demand Guarantees) type codes are disallowed for field 40 C
-

12.4.2.2 STP for MT760

STP of MT760 supported for Guarantees and Standby Letters of Credit.

12.4.2.3 MT 761 Issuance of Guarantee/ Standby Letters of Credit Extension

MT 761 message is sent in addition to MT 760 when information in the undertaking exceeds maximum message size of the MT 760. You can use up-to 7 MT 761 message to extend the available size. This message specifies the terms and conditions of the undertaking, and for a counter-undertaking, it specifies the requested terms and conditions of the local undertaking.

| Field Tag | Field Name | Format | Mandatory/Optional |
|-----------|----------------------------------|---------|--------------------|
| 27 | Sequence of Total | 1!n/1!n | M |
| 20 | Undertaking Number | 16x | M |
| 52a | Issuer | A or D | M |
| 77U | Undertaking Terms and Conditions | 150*65z | O |

| | | | |
|-----|--|---------|---|
| 77L | Requested Local Undertaking Terms and Conditions | 150*65z | O |
|-----|--|---------|---|

Note

Information conveyed in a designated field in the related MT 760 or any related MT 761 should not be repeated in fields 77U and 77L of this message. Information in this message should not conflict with any information that is conveyed in the related MT 760 or any related MT 761.

12.4.2.4 MT 767 Guarantee / Standby Letter of Credit Amendment

This message is sent by a bank which has issued a guarantee to the bank to which the guarantee was issued. It may also be sent by a bank which has requested the issuance of a guarantee to the bank to which the request for a guarantee was sent.

It is used to amend or request the amendment of the guarantee.

Note

This message may also be used for Standby Letters of Credit.

Maximum Length: 10000

Format Specifications

Mandatory Sequence A General Information

| Field Tag | Field Name | Format | Mandatory /Optional |
|------------------|--------------------------------|---------------|----------------------------|
| 15A | New Sequence | Empty field | M |
| 27 | Sequence of Total | 1!n/1!n | M |
| 21 | Related Reference | 16x | M |
| 22A | Purpose of Message | 4!c | M |
| 23S | Cancellation Request | 6!a | O |
| 72Z | Sender to Receiver Information | 6*35z | O |
| 23X | File Identification | 4!c/65x | O |

Mandatory Sequence B Undertaking Details

| Field Tag | Field Name | Format | Mandatory/Optional |
|------------------|---------------------------------|--|---------------------------|
| 15B | New Sequence | Empty field | M |
| 20 | Undertaking Number | 16x | M |
| 26E | Number of Amendment | 3n | M |
| 30 | Date of Amendment | 6!n | M |
| 52a | Issuer | A or D | M |
| 32B | Increase of Undertaking Amount | 3!a15d | O |
| 33B | Decrease of Undertaking Amount | 3!a15d | O |
| 23B | Expiry Type | 4!c | O |
| 31E | Date of Expiry | 6!n | O |
| 35G | Expiry Condition/Event | 12*65x | O |
| 59a | Beneficiary | [/34x] -- Account 4*35x -- Name and Address | O |
| 77U | Other Amendments to Undertaking | 150*65z | O |

| | | | |
|-----|--------------------------------------|------------|---|
| 24E | Delivery of Amendment to Undertaking | /4!c[/35] | O |
| 24G | Delivery To/Collection By | /4!c/6*35x | O |

Optional Sequence C Local Undertaking Details

| Field Tag | Field Name | Format | Mandatory/Optional |
|-----------|---------------------------------------|-----------------|--------------------|
| 15C | New Sequence | Empty field | M |
| 32B | Increase of Local Undertaking Amount | 3!a15d | O |
| 33B | Decrease of Local Undertaking Amount | 3!a15d | O |
| 23B | Expiry Type | 4!c | O |
| 31E | Date of Expiry | 6!n | O |
| 35G | Expiry Condition/Event | 12*65x | O |
| 59 | Beneficiary | [/34x] 4*35x | O |
| 77L | Other Amendments to Local Undertaking | 150*65z | O |
| 24E | Delivery of Amendment to Undertaking | /4!c[/35] | O |
| 24G | Delivery To/Collection By | /4!c/6*35x | O |

New FFTs are introduced for below tag of MT767 to capture FFT details specific to Local Undertaking :

| Tag | Sequence B | Sequence C |
|-----|--------------|--------------|
| 24G | 24GDLYCOLAMD | 24GDLYCLAMDC |

Length validations, Format validations and Character validations supported for below FFTs

| FFT Code |
|--------------|
| SND2RECMT767 |
| 23XFILEIDENT |
| 24EDLRYGUAMD |
| 24EDLYAMNDC |

12.4.2.5 STP for MT767

STP of MT767 supported for Guarantees and Standby Letters of Credit.

12.4.2.6 MT 775 Guarantee/Standby Letters of Credit Amendment Extension Message

MT 775 is sent in addition to MT767 if the information in undertaking exceeds maximum message size of MT 767. You can use up-to 7 MT 775 messages to extend the available size of MT 767. This message specifies the terms and conditions of the undertaking and for a counter undertaking it specifies the requested terms and conditions of the local undertaking.

Format Specifications

| Field Tag | Field Name | Format | Mandatory/Optional |
|------------------|---------------------------------------|---------------|---------------------------|
| 27 | Sequence of Total | 1!n/1!n | M |
| 20 | Undertaking Number | 16x | M |
| 26E | Number of Amendment | 3n | M |
| 52a | Issuer | A or D | M |
| 77U | Other Amendments to Undertaking | 150*65z | O |
| 77L | Other Amendments to Local Undertaking | 150*65z | O |

Note

Information conveyed in a designated field in the message should not be repeated or in conflict with the terms and conditions specified in field 77U or with the requested local undertaking terms and conditions specified in field 77L, in either the MT 767 or MT 775.

12.4.2.7 MT 765 - Guarantee/Standby Letter of Credit Demand

This message is sent by a party (as the beneficiary or on behalf of the beneficiary) to a party which has issued an undertaking (guarantee, demand guarantee, standby letter of credit or dependent undertaking), either directly or through a third party.

It is used to demand payment under an undertaking and may include a request to extend the expiry date. The demand itself must be specified as narrative text within the message. It may indicate availability of supporting documentation in addition to the demand.

Format Specifications

| Field Tag | Field Name | Format | Mandatory/ Optional |
|------------------|---------------------------------|-------------------|----------------------------|
| 20 | Transaction Reference Number | 16x | M |
| 21 | Related Reference | 16x | O |
| 23 | Beneficiary Reference Number | 16x | O |
| 52a | Issuer | A or D | M |
| 59a | Beneficiary | [/34x] 4*35x | O |
| 31L | Date of Demand | 6!n | O |
| 22G | Demand Type | 4!c | M |
| 32B | Demand Amount | 3!a15d | M |
| 78 | Additional Amount Information | 12*65x | O |
| 49A | Demand Statement | /4!c/ [50*65z] | O |
| 77 | Presentation Completion Details | 20*35z | O |
| 31E | Requested New Date of Expiry | 6!n | O |
| 56a | Intermediary | A, B, or D | O |
| 57a | Account With Institution | A, B, or D | O |
| 72Z | Sender to Receiver Information | 6*35z | O |
| 23X | File Identification | /4!c/65x | O |

Length validations, Format validations and Character validations supported for below FFTs :

| FFT Code |
|-----------------|
| 57ACWITHBANK |
| SND2RECMT765 |
| 23XFILEIDENT |
| 49ADMNDSTMT |
| 77PRESDTLS |

78ADLAMTINFO

12.4.2.8 **STP of MT765**

STP of MT765 supported for Guarantees and Standby Letters of Credit

12.4.2.9 **MT 768 Acknowledgement of a Guarantee / Standby Message**

This message type is sent by a bank which has received a guarantee to the bank which issued the guarantee or an amendment thereto. It may also be sent by a bank which has been requested to issue a guarantee to the bank which requested the guarantee or an amendment thereto.

It is used to acknowledge receipt of any message relating to a guarantee and, where applicable, to indicate that action has been taken according to the instructions. This message may also be used for Standby Letters of Credit.

The Sender's charges may also be accounted for in this message.

Maximum Length: 2000

Length validations, Format validations and Character validations supported for below FFTs :

| FFT Code |
|--------------|
| SND2RECMT768 |
| 23XFILEIDENT |
| 57ACWITHBANK |

Format Specifications

| Field Tag | Field Name | Format | Mandatory/Optional |
|-----------|------------------------------------|------------|--------------------|
| 20 | Transaction Reference Number | 16x | M |
| 21 | Related Reference | 16x | M |
| 25 | Account Identification | 35x | O |
| 30 | Date of Message Being Acknowledged | 6!n | M |
| 32a | Amount of Charges | B or D | O |
| 57a | Account With Bank | A, B, or D | O |
| 71D | Details of Charges | 6*35z | O |
| 72Z | Sender to Receiver Information | 6*35z | O |
| 23X | File Identification | 4!c/65x | O |

12.4.2.10 **MT 769 Advice of Reduce/Release of Guarantee/Standby**

The Advice of Guarantee / Standby LC Reduction or Release message is sent by a bank which has received a guarantee to the bank which has issued the guarantee. It may also be sent by a bank which has been requested to issue a guarantee to the bank which requested the issuance of the guarantee.

This message is also used for Standby Letters of Credit. It is used to advise the Receiver that it has been released of all liability for the amount specified. The Sender's charges is also accounted for this message.

Maximum Length: 10000

Format Specifications

| Field Tag | Field Name | Format | Optional/ Mandatory |
|------------------|--------------------------------|---------------|--------------------------------|
| 20 | Transaction Reference Number | 16x | M |
| 21 | Related Reference | 16x | M |
| 25 | Account Identification | 35x | O |
| 30 | Date of Reduction or Release | 6!n | O |
| 32a | Amount of Charges | B or D | O |
| 33B | Amount Reduced or Released | 3!a15d | O |
| 34B | Amount Outstanding | 3!a15d | O |
| 39C | Amount Specification | 4*35x | O |
| 57a | Account With Bank | A, B, or D | O |
| 71D | Details of Charges | 6*35z | O |
| 72Z | Sender to Receiver Information | 6*35z | O |
| 23X | File Identification | O | 4!c/65x |

12.4.2.11 STP for MT 769

It is required to process the request for release/reduction of Guarantee/SBLC message received by the Issuing bank from the advising bank.

MT798 for the reduction/release of the guarantee/SBLC (MT766) is triggered which is sent to the applicant.

12.4.2.12 MT 786 Guarantee/Standby Letter of Credit Demand Refusal

MT 786 is sent by party that issued the undertaking (guarantee, demand guarantee, standby letter of credit or dependent undertaking) to a bank as the beneficiary or to the presenter of the demand, either directly or through a third party. It is used by the party obligated on the undertaking and to whom a demand for payment has been made, to notify the beneficiary that the demand has been refused.

Length validations, format validations and character validations supported for below FFTs.

| |
|-----------------|
| FFT Code |
| SND2RECMT786 |
| 23XFILEIDENT |
| 77BDISPDOCS |
| 77JREFREASON |

12.4.2.13 STP of MT786

STP of MT786 supported for Guarantees and Standby Letters of Credit

Format Specifications

| Field Tag | Field Name | Format | Mandatory/Optional |
|-----------|--------------------------------|----------|--------------------|
| 20 | Undertaking Number | 16x | M |
| 21 | Beneficiary Reference Number | 16x | O |
| 52a | Issuer | A or D | M |
| 30 | Demand Submission Date | 6!n | M |
| 32B | Demand Amount | 3!a15d | M |
| 77J | Reason for Refusal | 70*50z | M |
| 77B | Disposal of Documents | 3*35x | O |
| 72Z | Sender to Receiver Information | 6*35z | O |
| 23X | File Identification | /4!c/65x | O |

12.4.2.14 MT 787 Guarantee/Standby Letter of Credit Amendment Response

MT 787 is sent by the beneficiary when the beneficiary is a financial institution and by a nominated advising party that advised the undertaking amendment to the beneficiary or advised the undertaking amendment to another advising party. It is sent to the bank that issued the undertaking amendment (guarantee, demand guarantee, standby letter of credit or dependent undertaking or counter dependent undertaking), either directly or through one or more advising parties, to indicate acceptance or rejection by the beneficiary of the amendment.

Format Specifications

| Field Tag | Field Name | Format | Mandatory/ Optional |
|------------------|--------------------------------|------------------|----------------------------|
| 20 | Transaction Reference Number | 16x | M |
| 21 | Related Reference | 16x | O |
| 52a | Issuer | A or D | M |
| 26E | Number of Amendment | 3n | M |
| 23R | Amendment Status | /4!c/ [6*35x] | M |
| 72Z | Sender to Receiver Information | 6*35z | O |
| 23X | File Identification | /4!c/65x | O |

Length validations, Format validations and Character validations supported for below FFTs.

| FFT Code |
|-----------------|
| SND2RECMT787 |
| 23XFILEIDENT |
| 23RREJTRESP |

12.4.2.15 STP for MT787

STP processing of of MT787 is supported for Guarantees and Standby Letters of Credit.

12.4.2.16 MT (762/760/761) - Notification of Draft or Issue of Guarantee/ Standby Letter of Credit/ Undertaking

The Notification of Draft or Issue of Guarantee / Standby LC / Undertaking is sent to the corporate by its bank and comprises at least two MT 798 messages. This comprises of at least two MT798 messages. The first sub message is identified by the sub message type 762. The second MT 798 message identified with a sub-message type of 760 and enveloping one MT 760 message. The existing bank-to-bank MT 760 message specification is used. In addition, up to a maximum of seven MT 798 messages may optionally be included, each identified with a sub-message type of 761 and enveloping one MT 761 message. The existing bank-to-bank MT 761 message specification is used.

It is used in the following scenarios:

- Notifying the applicant about Guarantee / Standby Letter of Credit/ Undertaking issued.
- Notifying the applicant about a request to a third bank for the issuance of a Guarantee / Standby Letter of Credit/ Undertaking initiation.

Maximum Length: 10000

Format Specifications for Index Message (MT 762)

MT798<762> - Notification of Guarantee / Standby LC / Undertaking Index

| Field Tag | Field Name | Format | Optional/ Mandatory |
|--|------------------------------|--|------------------------|
| Section 1 - MT 798 Structure | | | |
| 20 | Transaction Reference Number | 16x | M |
| 12 | Sub-Message Type | 3!n | M |
| 77E | Proprietary Message | 73z (Text) [n*78z] (Text) | M |
| Section 2 - Field 77E Structure | | | |
| 27A | Message Index/Total | 1!n/1!n (Message Index)/ (Total) | M |
| 21A | Customer Reference Number | 16x | M |
| 21T | Customer Business Reference | 16x | M |
| 21P | Bank Reference Number | 16x | M |
| 21S | Bank Business Reference | 16x | M |
| 20 | Undertaking Number | 16x | O |
| 25F | Text Purpose | 5!c | M |
| 12K | Draft Text Version | 2!n (Number) | O |

| | | | |
|-----|-------------------------------|---|---|
| 13E | Message Creation Date Time | 8!n4!n (Date)(Time) | M |
| 49Z | Special Agreements | 50*65z (Narrative) | O |
| 29B | Bank Contact | 4*35x (Narrative) | O |
| 72Z | Bank to Corporate Information | 6*35z (Narrative) | O |
| 23X | File Identification | /4!c/65x (Code)(File Name or Reference) | O |
| 29S | Customer Identifier | 4!c/35x (Code)(Party Identifier) | O |
| 29P | Processing Bank Identifier | 4!a2!a2!c[3!c] (Identifier Code) | O |
| 29U | Lead Bank Identifier | 4!a2!a2!c[3!c] (Identifier Code) | O |

MT798<760> - Notification of Guarantee / Standby LC / Undertaking Details

| Field Tag | Field Name | Format | Optional/ Mandatory |
|-------------------------------------|------------------------------|------------------------------|---------------------|
| Section 1 - MT 798 Structure | | | |
| 20 | Transaction Reference Number | 16x | M |
| 12 | Sub-Message Type | 3!n | M |
| 77E | Proprietary Message | 73z (Text) [n*78z] (Text) | M |

| Section 2 - Field 77E Structure [MT 760] | | | |
|---|-----------------------|--|---|
| 27A | Message Index/Total | 1!n/1!n (Message Index)/ (Total) | M |
| 21P | Bank Reference Number | 16x | M |
| | MT 760 Message | | M |
| 22D | Form of Undertaking | 4!c | |

MT798<761> - Notification of Guarantee / Standby LC / Undertaking Extension

| Field Tag | Field Name | Format | Optional/ Mandatory |
|---|------------------------------|--|--------------------------------|
| Section 1 - MT 798 Structure | | | |
| 20 | Transaction Reference Number | 16x | M |
| 12 | Sub-Message Type | 3!n | M |
| 77E | Proprietary Message | 73z (Text) [n*78z] (Text) | M |
| Section 2 - Field 77E Structure [MT 761] | | | |
| 27A | Message Index/Total | 1!n/1!n (Message Index)/ (Total) | M |
| 21P | Bank Reference Number | 16x | M |

| | | | |
|--|---------------------|--|---|
| | MT 761 Mes- sage | | M |
|--|---------------------|--|---|

12.4.2.17 MT (764/767/775) - Notification of LC Amendment Guarantee/ Standby LC Index

The Notification of the Issue of or the Request for a third bank amendment, a previously issued Guarantee / Standby LC sent to the corporate by the bank and comprised of two MT 798 messages.

The system generates three records at the outgoing browser:

1. Index Message 764
2. Message Type 767 and
3. Extension message 775

Tag details are retrieved from the contract screen or from the index table which stores the values from MT798 incoming messages.

MT 798<764> - Notification of Amendment of Guarantee / Standby LC Index

| Field Tag | Field Name | Format | Optional/ Mandatory |
|--|------------------------------|------------------------------------|------------------------|
| Section 1 - MT 798 Structure | | | |
| 20 | Transaction Reference Number | 16x | M |
| 12 | Sub-Message Type | 3!n | M |
| 77E | Proprietary Message | 73z (Text) [n*78z] (Text) | M |
| Section 2 - Field 77E Structure | | | |
| 27A | Message Index/Total | 1!n/1!n (Message Index)/(Total) | M |
| 21A | Customer Reference Number | 16x | M |
| 21T | Customer Business Reference | 16x | M |

| | | | |
|-----|-------------------------------|--|---|
| 21P | Bank Reference Number | 16x | M |
| 21S | Bank Business Reference | 16x | M |
| 20 | Undertaking Number | 16x | M |
| 13E | Message Creation Date Time | 8!n4!n (Date)(Time) | M |
| 49Z | Special agreements | 50*65x (Narrative) | O |
| 29B | Bank Contact | 4*35x (Narrative) | O |
| 72Z | Bank to Corporate Information | 6*35z (Narrative) | O |
| 23X | File Identification | /4!c/65x (Code)(File Name or Reference) | O |
| 26E | Number of Amendment | 3n (Number) | M |
| 29S | Customer Identifier | 4!c/35x (Code)(Party Identifier) | O |
| 29P | Processing Bank Identifier | 4!a2!a2!c[3!c] (Identifier Code) | O |
| 29U | Lead Bank Identifier | 4!a2!a2!c[3!c] (Identifier Code) | O |

MT 798<767> - Notification of Amendment of Guarantee / Standby LC Details

| Field Tag | Field Name | Format | Optional/ Mandatory |
|-----------|------------|--------|------------------------|
|-----------|------------|--------|------------------------|

| Section 1 - MT 798 Structure | | | |
|---|------------------------------|------------------------------------|---|
| 20 | Transaction Reference Number | 16x | M |
| 12 | Sub-Message Type | 3!n | M |
| 77E | Proprietary Message | 73z (Text) [n*78z] (Text) | M |
| Section 2 – Field 77E Structure [MT 767] | | | |
| 27A | Message Index/Total | 1!n/1!n (Message Index)/(Total) | M |
| 21P | Bank Reference Number | 16x | M |
| | MT 767 Message | | M |

MT 798<775> - Notification of Amendment of Guarantee / Standby LC Extension

| Field Tag | Field Name | Format | Optional/ Mandatory |
|---|------------------------------|------------------------------|--------------------------------|
| Section 1 - MT 798 Structure | | | |
| 20 | Transaction Reference Number | 16x | M |
| 12 | Sub-Message Type | 3!n | M |
| 77E | Proprietary Message | 73z (Text) [n*78z] (Text) | M |
| Section 2 – Field 77E Structure [MT 767] | | | |

| | | | |
|-----|-----------------------|--|---|
| 27A | Message Index/Total | 1!/n/1!n (Message Index)/(Total) | M |
| 21P | Bank Reference Number | 16x | M |
| | MT 775 Message | | M |

12.4.2.18 MT (745/760/761) - Advice of Issued Guarantee/ Standby Letter of Credit

The Advice of issued Guarantee / Standby LC is sent to the corporate (Beneficiary) by its bank (Advising Bank) as advice of an issued Guarantee or Standby LC.

The MT798 message generates the index message with swift sub message type as 745 and the details message as 760. The detail message MT760 is optional and this is based on the flag, 'Envelop Detail Message' maintained at branch parameter level.

MT 798<745> - Advice of issued Guarantee/ Standby LC Index

| Field Tag | Field Name | Format | Optional/ Mandatory |
|--|------------------------------|------------------------------------|------------------------|
| Section 1 - MT 798 Structure | | | |
| 20 | Transaction Reference Number | 16x | M |
| 12 | Sub-Message Type | 3!n | M |
| 77E | Proprietary Message | 73z (Text) [n*78z] (Text) | M |
| Section 2 - Field 77E Structure | | | |
| 27A | Message Index/ Total | 1!n/1!n (Message Index)/(Total) | M |
| 21P | Bank Reference Number | 16x | M |
| 21S | Bank Business Reference | 16x | M |
| 20 | Undertaking Number | 16x | M |
| 21A | Customer Reference Number | 16x | O |
| 21T | Customer Business Reference | 16x | O |
| 31C | Date of Issue | 6!n (Date) | M |
| 13E | Message Creation Date Time | 8!n4!n (Date)(Time) | M |

| | | | |
|-----|--------------------------------|--|---|
| 29B | Issuing/Guarantor Bank Contact | 4*35x (Narrative) | O |
| 29D | Advising Bank Contact | 4*35x (Narrative) | O |
| 78B | Instructions from the Bank | 50*65z (Narrative) | O |
| 72Z | Bank to Corporate Information | 6*35z (Narrative) | O |
| 23X | File Identification | 4!c/65x (Code)(File Name or Reference) | O |
| 29S | Customer Identifier | 4!c/35x (Code)(Party Identifier) | O |
| 29P | Processing Bank Identifier | 4!a2!a2!c[3!c] (Identifier Code) | O |
| 29U | Lead Bank Identifier | 4!a2!a2!c[3!c] (Identifier Code) | O |

MT 798<760> - Advice of issued Guarantee / Standby LC Details

| Field Tag | Field Name | Format | Optional/ Mandatory |
|---|------------------------------|------------------------------------|------------------------|
| Section 1 - MT 798 Structure | | | |
| 20 | Transaction Reference Number | 16x | M |
| 12 | Sub-Message Type | 3!n | M |
| 77E | Proprietary Message | 73z (Text) [n*78z] (Text) | M |
| Section 2 - Field 77E Structure [MT 760] | | | |
| 27A | Message Index/ Total | 1!n/1!n (Message Index)/(Total) | M |
| 21P | Bank Reference Number | 16x | M |
| | MT 760 Message | | M |
| 22D | Form of Undertaking | 4!c | M |

MT 798<761> - Advice of Guarantee / Standby LC Extension

| Field Tag | Field Name | Format | Optional/ Mandatory |
|-------------------------------------|------------------------------|--------|------------------------|
| Section 1 - MT 798 Structure | | | |
| 20 | Transaction Reference Number | 16x | M |

| | | | |
|---|-----------------------|------------------------------------|---|
| 12 | Sub-Message Type | 3!n | M |
| 77E | Proprietary Message | 73z (Text) [n*78z] (Text) | M |
| Section 2 - Field 77E Structure [MT 761] | | | |
| 27A | Message Index/ Total | 1!n/1!n (Message Index)/(Total) | M |
| 21P | Bank Reference Number | 16x | M |
| | MT 761 Message | | M |

12.4.2.19 MT (743/767/775) - Advice of Amendment of Guarantee / Standby LC Index

The message generates on amendment of an export guarantee contract. The message is sent from the advising bank to the beneficiary and this triggers on the AMND event of the guarantee contract.

'TRADE_ENVELOP' message type is mapped against this event at product level.

MT798 message generates the index message with swift sub message type as 743, the detail message as 767 and extension message 775. The existing bank-to-bank MT 767 message specification is used.

MT 798<743> - Advice of amended Guarantee / Standby LC Index

| Field Tag | Field Name | Format | Optional/ Mandatory |
|-------------------------------------|------------------------------|-----------------------------|---------------------|
| Section 1 - MT 798 Structure | | | |
| 20 | Transaction Reference Number | 16x | M |
| 12 | Sub-Message Type | 3!n | M |
| 77E | Proprietary Message | 73z (Text) [n*78z](Text) | M |

| Section 2 - Field 77E Structure | | | |
|--|--------------------------------|--|---|
| 27A | Message Index/Total | 1!n/1!n (Message Index)/ (Total) | M |
| 21P | Bank Reference Number | 16x | M |
| 21S | Bank Business Reference | 16x | M |
| 20 | Undertaking Number | 16x | M |
| 21A | Customer Reference Number | 16x | O |
| 21T | Customer Business Reference | 16x | O |
| 31C | Date of Issue | 6!n (Date) | M |
| 13E | Message Creation Date Time | 8!n4!n (Date)(Time) | M |
| 29B | Issuing/Guarantor Bank Contact | 4*35x (Narrative) | O |
| 29D | Advising Bank Contact | 4*35x (Narrative) | O |
| 78B | Instructions from the Bank | 50*65z (Narrative) | O |
| 72Z | Bank to Corporate Information | 6*35z (Narrative) | O |
| 23X | File Identification | 4!c/65x (Code)(File Name or Reference) | O |

| | | | |
|-----|----------------------------|-------------------------------------|---|
| 26E | Number of Amendment | 3n (Number) | M |
| 29S | Customer Identifier | 4!c/35x (Code)(Party Identifier) | O |
| 29P | Processing Bank Identifier | 4!a2!a2!c[3!c] (Identifier Code) | O |
| 29U | Lead Bank Identifier | 4!a2!a2!c[3!c] (Identifier Code) | O |

MT 798<767 - Advice of amended Guarantee / Standby LC Details

| Field Tag | Field Name | Format | Optional/ Mandatory |
|---|------------------------------|--|------------------------|
| Section 1 - MT 798 Structure | | | |
| 20 | Transaction Reference Number | 16x | M |
| 12 | Sub-Message Type | 3!n | M |
| 77E | Proprietary Message | 73z (Text) [n*78z](Text) | M |
| Section 2 - Field 77E Structure Structure [MT 767] | | | |
| 27A | Message Index/Total | 1!n/1!n (Message Index)/ (Total) | M |
| 21P | Bank Reference Number | 16x | M |
| | MT 767 Message | | M |

MT 798<775> - Advice of Amendment of Guarantee / Standby LC Extension

| Field Tag | Field Name | Format | Optional/ Mandatory |
|---|------------------------------|--|------------------------|
| Section 1 - MT 798 Structure | | | |
| 20 | Transaction Reference Number | 16x | M |
| 12 | Sub-Message Type | 3!n | M |
| 77E | Proprietary Message | 73z (Text) [n*78z](Text) | M |
| Section 2 - Field 77E Structure [MT 775] | | | |
| 27A | Message Index/Total | 1!n/1!n (Message Index)/ (Total) | M |
| 21P | Bank Reference Number | 16x | M |
| | MT 775 Mes- sage | | M |

12.4.2.20 MT 777/765 Query to Extend or pay Guarantee / Standby LC – B2C

The Query to Extend or Pay is sent by the bank to the corporate (Applicant) and comprises one MT 798 message.

This message is used to indicate that the bank has received a request to "extend or pay" under a specified Guarantee / Standby LC and to seek a response from the Applicant, either to extend the guarantee or pay the guarantee.

Format Specifications

MT 798<777> - Query to extend or pay Guarantee / Standby LC Index

Section 1 - MT 798 Structure

| Field Tag | Field Name | Format | Optional/ Mandatory |
|-----------|------------|--------|------------------------|
|-----------|------------|--------|------------------------|

| | | | |
|-----|------------------------------|------------------------------|---|
| 20 | Transaction Reference Number | 16x | M |
| 12 | Sub-Message Type | 3!n | M |
| 77E | Proprietary Message | 73z (Text) [n*78z] (Text) | M |

Section 2 – Field 77E Structure

| Field Tag | Field Name | Format | Optional/ Mandatory |
|-----------|-------------------------------|---------------------------------------|------------------------|
| 27A | Message Index/ Total | 1!n/1!n (Message Index)/(Total) | M |
| 21T | Customer Business Reference | 16x | M |
| 21P | Bank Reference Number | 16x | M |
| 21S | Bank Business Reference | 16x | M |
| 20 | Undertaking Number | 16x | M |
| 13E | Message Creation Date Time | 8!n4!n (Date)(Time) | M |
| 31C | Date of Extend or Pay Request | 6!n (Date) | M |
| 34D | Amount Claimed | 3!a15d (Currency)(Amount) | O |
| 31L | New Validity Expiry Date | 6!n (Date) | O |

| | | | |
|-----|-------------------------------|--|---|
| 49J | Text of Extend or Pay Request | 50*65z (Narrative) | O |
| 78B | Instructions from the Bank | 50*65z (Narrative) | O |
| 31T | Latest Date for Reply | 6!n (Date) | M |
| 29B | Bank Contact | 4*35x (Narrative) | O |
| 72Z | Bank to Corporate Information | 6*35z (Narrative) | O |
| 23X | File Identification | /4!c/65x (Code)(File Name or Reference) | O |
| 29S | Customer Identifier | 4!c/35x (Code)(Party Identifier) | O |
| 29P | Processing Bank Identifier | 4!a2!a2!c[3!c] (Identifier Code) | O |
| 29U | Lead Bank Identifier | 4!a2!a2!c[3!c] (Identifier Code) | O |

MT 798<765> - Query to Extend or Pay Guarantee / Letter of Credit Demand

Section 1 - MT 798 Structure

| Field Tag | Field Name | Format | Optional/ Mandatory |
|-----------|------------------------------|--------|------------------------|
| 20 | Transaction Reference Number | 16x | M |
| 12 | Sub-Message Type | 3!n | M |

| | | | |
|-----|---------------------|------------------------------|---|
| 77E | Proprietary Message | 73z (Text) [n*78z] (Text) | M |
|-----|---------------------|------------------------------|---|

Section 2 – Field 77E Structure [MT 765]

| Field Tag | Field Name | Format | Optional/ Mandatory |
|-----------|--------------------------|---|------------------------|
| 27A | Message Index/ Total | 1!n/1!n (Message Index)/(Total) | M |
| 21P | Bank Reference Number | 16x | M |
| | MT 765 Message | | M |

12.4.2.21 MT (766/769) - Advice of Guarantee / Standby Letter of Credit Reduction or Release

The Advice of Guarantee / Standby LC Reduction or Release is sent to the corporate (applicant) by their bank and comprises at least two MT 798 messages.

These messages advise the reduction in or release of liability for the specified amount, for either a previously issued Guarantee or a previously issued Standby Letter of Credit.

This comprises of two MT798 messages. The first sub message is identified by the sub message type 766. The second MT 798 message identified with a sub-message type of 769 and enveloping one MT 769 message. The existing bank-to-bank MT 769 message specification is used.

Maximum Length : 10000

MT 798<766> - Advice of Guarantee / Standby Reduction or Release Index

Section 1- MT 798 Structure

| Field Tag | Field Name | Format | Optional/ Mandatory |
|-----------|---------------------------------|----------------------------|------------------------|
| 20 | Transaction Reference Number | 16x | M |
| 12 | Sub-Message Type | 3!n | M |
| 77E | Proprietary Message | 73z(Text)[n*78z](Text) | M |

Section 2 – Field 77E Structure

| | | | |
|-----|------------------------------------|--|---|
| 27A | Message Index/ Total | 1!n/1!n (Message Index)/(Total) | M |
| 21A | Customer Refer- ence Number | 16x | O |
| 21T | Customer Busi- ness Reference | 16x | M |
| 21P | Bank Reference Number | 16x | M |
| 21S | Bank Business Reference | 16x | M |
| 20 | Undertaking Number | 16x | M |
| 13E | Message Crea- tion Date Time | 8!n4!n (Date)(Time) | M |
| 29B | Bank Contact | 4*35x (Narrative) | O |
| 72Z | Bank to Corpo- rate Information | 6*35z (Narrative) | O |
| 23X | File Identifica- tion | /4!c/65x (Code)(File Name or Refer- ence) | O |
| 29S | Customer Identifi- er | 4!c/35x (Code)(Party Identifier) | O |
| 29P | Processing Bank Identifier | 4!a2!a2!c[3!c] (Identifier Code) | O |
| 29U | Lead Bank Identifi- er | 4!a2!a2!c[3!c] (Identifier Code) | O |

MT 798<769> - Advice of Guarantee / Standby Reduction or Release Details

Section 1- MT 798 Structure

| Field Tag | Field Name | Format | Optional/ Mandatory |
|-----------|-----------------------------------|----------------------------|------------------------|
| 20 | Transaction Ref- erence Number | 16x | M |
| 12 | Sub-Message Type | 3!n | M |
| 77E | Proprietary Mes- sage | 73z(Text) [n*78z](Text) | M |

Section 2 – Field 77E Structure

| | | | |
|-----|--|--|---|
| 27A | Message Index/ Total | 1!n/1!n (Message Index)/(Total) | M |
| 21P | Bank Reference Number | 16x | M |
| | MT 769 Mes- sage | | M |
| 20 | Transaction Ref- erence Number | 16x | M |
| 21 | Related Refer- ence | 16x | M |
| 30 | Date of Reduc- tion or Release | 6!n | O |
| 32a | Amount of Charges | B 3!a15d D 6!n3!a15d | O |
| 33B | Amount Reduced or Released | 3!a15d | O |
| 34B | Amount Out- standing | 3!a15d | O |
| 39C | Amount Specifi- cation | 4*35x | O |
| 57a | Account with Bank | A [!a]/[34x] (Party Identifier) B [!a]/[34x] (Party Identifier) D [!a]/[34x] (Party Identifier) 4*35x(Name and Address) | O |
| 71D | Details of Charges | 6*35z | O |
| 72Z | Sender to Receiver Infor- mation | 6*35z | O |
| 23X | File Identifica- tion | /4!c/65x | O |

12.4.2.22 MT 714 Acknowledgment of demand for payment under Guarantee / Standby Letter of Credit –B2C

The acknowledgment of demand for payment under Guarantee / Standby LC is sent to the corporate (Beneficiary) by its bank and comprises one MT 798 message.

It acknowledges the receipt of a demand under a Guarantee / Standby LC, and provides further instructions and/or information as appropriate.

Format Specifications

MT 798<714> - Acknowledgment of demand for payment under Guarantee / Standby Letter of Credit Section 1 - MT 798 Structure

| Field Tag | Field Name | Format | Optional/ Mandatory |
|-----------|------------------------------|------------------------------|------------------------|
| 20 | Transaction Reference Number | 16x | M |
| 12 | Sub-Message Type | 3!n | M |
| 77E | Proprietary Message | 73z (Text) [n*78z] (Text) | M |

Section 2 – Field 77E Structure

| Field Tag | Field Name | Format | Optional/ Mandatory |
|-----------|--------------------------------|--|------------------------|
| 27A | Message Index/ Total | 1!n/1!n (Message Index)/ (Total) | M |
| 21P | Bank Reference Number | 16x | M |
| 21S | Bank Business Reference | 16x | M |
| 20 | Undertaking Num- ber | 16x | M |
| 21A | Customer Refer- ence Number | 16x | M |

| | | | |
|-----|-------------------------------|---|---|
| 21T | Customer Business Reference | 16x | M |
| 31C | Date of Issue | 6!n (Date) | M |
| 13E | Message Creation Date Time | 8!n4!n (Date)(Time) | M |
| 32B | Undertaking Amount | 3!a15d (Currency)(Amount) | M |
| 31S | Date of Demand | 6!n (Date) | M |
| 34D | Amount Claimed | 3!a15d (Currency)(Amount) | M |
| 78B | Instructions from the Bank | 50*65z (Narrative) | O |
| 29B | Bank Contact | 4*35x (Narrative) | O |
| 72Z | Bank to Corporate Information | 6*35z (Narrative) | O |
| 23X | File Identification | /4!c/65x (Code)(File Name or Reference) | O |
| 29S | Customer Identifier | 4!c/35x (Code)(Party Identifier) | O |
| 29P | Processing Bank Identifier | 4!a2!a2!c[3!c] (Identifier Code) | O |
| 29U | Lead Bank Identifier | 4!a2!a2!c[3!c] (Identifier Code) | O |

12.4.2.23 MT 779/765 Notification of demand for payment of Guarantee / Standby Letter of Credit – B2C

The Notification of demand for Payment of Guarantee is sent to a corporate (Applicant) by their bank and comprises one MT 798 message.

This message is used by the bank to notify the corporate that the bank has received a claim for payment under a specified Guarantee / Standby LC.

Format Specifications

MT 798<779> - Notification of demand for payment of Guarantee / Standby Letter of Credit Index
Section 1 - MT 798 Structure

| Field Tag | Field Name | Format | Optional/ Mandatory |
|------------------|------------------------------|------------------------------|--------------------------------|
| 20 | Transaction Reference Number | 16x | M |
| 12 | Sub-Message Type | 3!n | M |
| 77E | Proprietary Message | 73z (Text) [n*78z] (Text) | M |

Section 2 – Field 77E Structure

| Field Tag | Field Name | Format | Optional/ Mandatory |
|------------------|-----------------------------|--|--------------------------------|
| 27A | Message Index/ Total | 1!n/1!n (Message Index)/ (Total) | M |
| 21A | Customer Reference Number | 16x | O |
| 21T | Customer Business Reference | 16x | O |
| 21P | Bank Reference Number | 16x | M |
| 21S | Bank Business Reference | 16x | M |
| 20 | Undertaking Number | 16x | M |
| 13E | Message Creation Date Time | 8!n4!n (Date)(Time) | M |

| | | | |
|-----|-------------------------------|---|---|
| 31C | Date of Demand for Payment | 6!n (Date) | M |
| 34D | Amount Claimed | 3!a15d (Currency)(Amount) | M |
| 49J | Text of Claim for Payment | 50*65z (Narrative) | O |
| 78B | Instructions from the Bank | 50*65z (Narrative) | O |
| 29B | Bank Contact | 4*35x (Narrative) | O |
| 72Z | Bank to Corporate Information | 6*35z (Narrative) | O |
| 23X | File Identification | /4!c/65x (Code)(File Name or Reference) | O |
| 29S | Customer Identifier | 4!c/35x (Code)(Party Identifier) | O |
| 29P | Processing Bank Identifier | 4!a2!a2!c[3!c] (Identifier Code) | O |
| 29U | Lead Bank Identifier | 4!a2!a2!c[3!c] (Identifier Code) | O |

MT 798<765> - Notification of Demand for payment of Guarantee / Letter of Credit Demand Details

Section 1 - MT 798 Structure

| Field Tag | Field Name | Format | Optional/ Mandatory |
|-----------|------------------------------|------------------------------|------------------------|
| 20 | Transaction Reference Number | 16x | M |
| 12 | Sub-Message Type | 3!n | M |
| 77E | Proprietary Message | 73z (Text) [n*78z] (Text) | M |

Section 2 – Field 77E Structure [MT 765]

| Field Tag | Field Name | Format | Optional/ Mandatory |
|-----------|--------------------------|--|------------------------|
| 27A | Message Index/ Total | 1!n/1!n (Message Index)/ (Total) | M |
| 21P | Bank Reference Number | 16x | M |
| | MT 765 Message | | O |

12.4.2.24 MT 781 Settlement of Guarantee / Standby Letter of Credit claim for payment and/or charges – B2C

The Settlement of Guarantee / Standby LC claim for payment and/or Charges under a specified Guarantee/Standby LC is sent by the bank to the corporate (Applicant) and comprises one MT 798 message.

This message is used by the bank to inform the Applicant about the details of the settlement of a claim for payment.

Format Specifications

MT 798<781> - Settlement of Guarantee / Standby Letter of Credit claim for payment and/or charges

Section 1 - MT 798 Structure

| Field Tag | Field Name | Format | Optional/ Mandatory |
|-----------|-----------------------------------|-----------------------------|------------------------|
| 20 | Transaction Refer- ence Number | 16x | M |
| 12 | Sub-Message Type | 3!n | M |
| 77E | Proprietary Mes- sage | 73z(Text) [n*78z] (Text) | M |

Section 2 – Field 77E Structure

| Field Tag | Field Name | Format | Optional/ Mandatory |
|-----------|------------|--------|------------------------|
|-----------|------------|--------|------------------------|

| | | | |
|-----|---|---------------------------------------|---|
| 27A | Message Index/ Total | 1!n/1!n (Message Index)/(Total) | M |
| 21A | Customer Refer- ence Number | 16x | O |
| 21T | Customer Busi- ness Reference | 16x | O |
| 21P | Bank Reference Number | 16x | M |
| 21S | Bank Business Reference | 16x | M |
| 20 | Undertaking Num- ber | 16x | M |
| 13E | Message Creation Date Time | 8!n4!n (Date)(Time) | M |
| 12R | Reason for Mes- sage | 4!c[/35x] (Code) [/Narra- tive] | M |
| 34D | Amount Claimed | 3!a15d (Cur- rency)(Amount) | O |
| 34K | Counterparty Com- mission and Charges | 3!a15d (Cur- rency)(Amount) | O |
| 34L | Total Amount Claimed | 3!a15d (Cur- rency)(Amount) | O |
| 34M | Own Commission and Charges | 3!a15d (Cur- rency)(Amount) | O |

| | | | |
|-----|---|--|---|
| 71B | Details of Commission and Charges | 6*35x (Narrative) or /8a/1!a/[3!a13d][Narrative] (Code)(Currency) | O |
| 34S | Debit Undertaking Commission | 3!a15d (Currency)(Amount) | O |
| 34T | Refund Undertaking Commission | 3!a15d (Currency)(Amount) | O |
| 12S | Amount Specification for Undertaking Commission | 4!c (Code) | O |
| 31J | Calculation From | 6!n (Date) | O |
| 31K | Calculation To | 6!n (Date) | O |
| 37J | Undertaking Commission in Percent | 12d | O |
| 34U | Base Amount for Calculation of Undertaking Commission | 3!a15d (Currency)(Amount) | O |
| 53C | Settlement Account | /34x (Account) | O |
| 34V | Total Amount Settlement Account | 3!a15d (Currency)(Amount) | O |
| 25A | Alternative Charges Account | /34x (Account) | O |
| 34W | Total Amount Alternative Charges Account | 3!a15d (Currency)(Amount) | O |

| | | | |
|-----|--------------------------------|--|---|
| 30 | Value Date | 6!n (Date) | O |
| 36 | Exchange Rate | 12d | O |
| 34X | Countervalue in Local Currency | 3!a15d (Currency)(Amount) | O |
| 78B | Instructions from the Bank | 50*65z (Narrative) | O |
| 29B | Bank Contact | 4*35z (Narrative) | O |
| 72Z | Bank to Corporate Information | 6*35z (Narrative) | O |
| 23X | File Identification | /4!c/65x (Code))(File Name or Reference) | O |
| 29S | Customer Identifier | 4!c/35x (Code)(Party Identifier) | O |
| 29P | Processing Bank Identifier | 4!a2!a2!c[3!c] (Identifier Code) | O |
| 29U | Lead Bank Identifier | 4!a2!a2!c[3!c] (Identifier Code) | O |

12.4.2.25 727 / 785 - Notification of Non-Extension of Guarantee / Standby Letter of Credit – B2C

The Notification of Non Extension of Guarantee / Standby LC is sent to the corporate (beneficiary) by their bank and comprises at least two MT 798 messages. These messages are sent to notify the beneficiary of the non-extension of the referenced undertaking beyond the current expiry date.

Format Specifications

MT 798<727> - Notification of Guarantee / Standby LC Non Extension Index

| Field Tag | Field Name | Format | Optional/ Mandatory |
|------------------|------------------------------|-------------------------------|--------------------------------|
| 20 | Transaction Reference Number | 16x | M |
| 12 | Sub-Message Type | 3!n | M |
| 77E | Proprietary Message | 73z (Text))[n*78z] (Text) | M |

Section 2 – Field 77E Structure

| Field Tag | Field Name | Format | Optional/ Mandatory |
|------------------|-------------------------------|------------------------------------|--------------------------------|
| 27A | Message Index/ Total | 1!n/1!n (Message Index)/(Total) | M |
| 21T | Customer Business Reference | 16x | O |
| 21P | Bank Reference Number | 16x | M |
| 21S | Bank Business Reference | 16x | M |
| 13E | Message Creation Date Time | 8!n4!n (Date)(Time) | M |
| 29B | Bank Contact | 4*35x (Narrative) | O |
| 72Z | Bank to Corporate Information | 6*35z (Narrative) | O |

| | | | |
|-----|----------------------------|--|---|
| 23X | File Identification | /4!c/65x (Code))(File Name or Refer- ence | O |
| 29S | Customer Identifier | 4!c/35x (Code)(Party Identifier) | O |
| 29P | Processing Bank Identifier | 4!a2!a2!c[3!c] (Identifier Code) | O |
| 29U | Lead Bank Identifier | 4!a2!a2!c[3!c] (Identifier Code) | O |

MT 798<785> - Guarantee / Standby LC Non Extension Notification Details

Section 1 - MT 798 Structure

| Field Tag | Field Name | Format | Optional/ Mandatory |
|-----------|------------------------------|--------------------------------|------------------------|
| 20 | Transaction Reference Number | 16x | M |
| 12 | Sub-Message Type | 3!n | M |
| 77E | Proprietary Message | 73z (Text)) [n*78z] (Text) | M |

Section 2 - Field 77E Structure [MT 785]

| | | | |
|-----|-------------------------|---------------------------------------|---|
| 27A | Message Index/ Total | 1!n/1!n (Message Index)/(Total) | M |
| 21P | Bank Reference Number | 16x | M |
| 20 | Undertaking Number | 16x | M |

| | | | |
|-----|----------------------|--|---|
| 21 | Related Reference | 16x | O |
| 52a | Advise Through' Bank | A [/1!a]/[34x] (Party Identifier) 4!a2!a2!c[3!c] (Identifier Code) D [/1!a]/[34x] (Party Identifier) 4*35x (Name & Address) | O |
| 31C | Date of Issue | 6!n (Date) | M |
| 59a | Beneficiary | No letter option [/34x] (Account) 4*35x (Name and Address) A [34x] (Account) 4!a2!a2!c[3!c] (Identifier Code) | M |
| 56a | Advising Bank | A [/1!a]/[34x] (Party Identifier) 4!a2!a2!c[3!c] (Identifier Code) D [/1!a]/[34x] (Party Identifier) 4*35x (Name & Address) | O |

| | | | |
|-----|--------------------------------|--|---|
| 57a | 'Advise Through' Bank | A [/1!a]/34x] (Party Identifier) 4!a2!a2!c[3!c] (Identifier Code) D [/1!a]/34x] (Party Identifier) 4*35x (Name & Address) | O |
| 31E | Final Date of Expiry | 6!n (Date) | O |
| 72Z | Sender to Receiver Information | 6*35z (Narrative) | O |
| 23X | File Identification | /4!c/65x (Code))(File Name or Reference | O |

12.4.2.26 MT729/786 – Demand refusal Advice under Guarantee / SBLC_

The Demand refusal advice under Guarantee / Standby LC message is sent to the corporate (Beneficiary) by its bank (Advising Bank) as advice of refusal to, a demand for payment under a Guarantee or Standby and comprises two MT 798 messages. It is used to notify the beneficiary that the demand on Guarantee / Standby LC has been refused.

Format Specifications

MT 798<729> - Advice of demand refusal under Guarantee / Standby LC

| Field Tag | Field Name | Format | Optional/ Mandatory |
|-----------|------------------------------|--------------------------------|------------------------|
| 20 | Transaction Reference Number | 16x | M |
| 12 | Sub-Message Type | 3!n | M |
| 77E | Proprietary Message | 73z (Text)) [n*78z] (Text) | M |

Section 2 – Field 77E Structure

| Field Tag | Field Name | Format | Optional/ Mandatory |
|-----------|-----------------------------------|--|------------------------|
| 27A | Message Index/ Total | 1!n/1!n (Message Index)/(Total) | M |
| 21P | Bank Reference Number | 16x | M |
| 21S | Bank Business Reference | 16x | M |
| 21A | Customer Refer- ence Number | 16x | O |
| 21T | Customer Busi- ness Reference | 16x | O |
| 31C | Date of Issue | 6!n (Date) | M |
| 13E | Message Creation Date Time | 8!n4!n (Date)(Time) | M |
| 29B | Issuing/Guarantor Bank Contact | 4*35x (Narra- tive) | O |
| 58a | Advising Bank | A [/1!a]/ 34x] (Party Identifier) 4!a2!a2!c[3!c] (Identifier Code) D [/1!a]/ 34x] (Party Identifier) 4*35x (Name & Address) | O |
| 29D | Advising Bank Contact | 4*35x (Narra- tive) | O |
| 50 | Applicant | 4*35x (Name & Address) | O |

| | | | |
|-----|-------------------------------|---|---|
| 78B | Instructions from the Bank | 50*65z (Narrative) | O |
| 72Z | Bank to Corporate Information | 6*35z (Narrative) | O |
| 23X | File Identification | 4!c/65x (Code))(File Name or Reference | O |
| 29S | Customer Identifier | 4!c/35x (Code)(Party Identifier) | O |
| 29P | Processing Bank Identifier | 4!a2!a2!c[3!c] (Identifier Code) | O |
| 29U | Lead Bank Identifier | 4!a2!a2!c[3!c] (Identifier Code) | O |

MT 798<786> - Advice of demand refusal under Guarantee / Standby LC Details

Section 1 - MT 798 Structure

| Field Tag | Field Name | Format | Optional/ Mandatory |
|-----------|------------------------------|--------------------------------|------------------------|
| 20 | Transaction Reference Number | 16x | M |
| 12 | Sub-Message Type | 3!n | M |
| 77E | Proprietary Message | 73z (Text)) [n*78z] (Text) | M |

Section 2 - Field 77E Structure [MT 786]

| | | | |
|-----|-------------------------|------------------------------------|---|
| 27A | Message Index/ Total | 1!n/1!n (Message Index)/(Total) | M |
|-----|-------------------------|------------------------------------|---|

| | | | |
|-----|--------------------------------|--|---|
| 21P | Bank Reference Number | 16x | M |
| | MT 786 Message | | M |
| 20 | Undertaking Number | 16x | M |
| 21 | Beneficiary Reference Number | 16x | O |
| 52a | Issuer | A [/1!a]/[34x] (Party Identifier) 4!a2!a2!c[3!c] (Identifier Code) D [/1!a]/[34x] (Party Identifier) 4*35x (Name & Address) | M |
| 30 | Demand Submission Date | 6!n (Date) | M |
| 32B | Demand Amount | 3!a15d (Currency)(Amount) | M |
| 77J | Reason for Refusal | 70*50z (Narrative) | M |
| 77B | Disposal of Documents | 3*35x (Narrative) | O |
| 72Z | Sender to Receiver Information | 6*35z (Narrative) | O |
| 23X | File Identification | 4!c/65x (Code)(File Name or Reference) | O |

12.4.2.27 739/787 - Advice of acceptance/refusal of Guarantee / Standby Letter of Credit Amendment – B2C

The Advice of Acceptance / Refusal of Amendment of Guarantee / Standby Letter of Credit is sent to the corporate (applicant) by their bank and comprises at least two MT 798 messages. It is used to advise the applicant that the amendment has been either accepted or refused.

Format Specifications

MT 798<739> - Advice of Acceptance / Refusal of Amendment of Guarantee / Standby Letter of Credit Index

| Field Tag | Field Name | Format | Optional/ Mandatory |
|-----------|------------------------------|-------------------------------|------------------------|
| 20 | Transaction Reference Number | 16x | M |
| 12 | Sub-Message Type | 3!n | M |
| 77E | Proprietary Message | 73z (Text))[n*78z] (Text) | M |

Section 2 – Field 77E Structure

| Field Tag | Field Name | Format | Optional/ Mandatory |
|-----------|-----------------------------|---------------------------------------|------------------------|
| 27A | Message Index/ Total | 1!n/1!n (Message Index)/(Total) | M |
| 21A | Customer Reference Number | 16x | M |
| 21T | Customer Business Reference | 16x | M |
| 20 | Undertaking Number | 16x | M |
| 21P | Bank Reference Number | 16x | M |
| 21S | Bank Business Reference | 16x | M |

| | | | |
|-----|-------------------------------|--|---|
| 30 | Date of Amendment | 6!n (Date) | O |
| 26E | Number of Amendment | 3n (Number) | M |
| 13E | Message Creation Date Time | 8!n4!n (Date)(Time) | M |
| 31C | Date of Issue | 6!n (Date) | M |
| 29B | Bank Contact | 4*35x (Narrative) | M |
| 72Z | Bank to Corporate Information | 6*35z (Narrative) | O |
| 23X | File Identification | 4!c/65x (Code))(File Name or Reference) | O |
| 29S | Customer Identifier | 4!c/35x (Code)(Party Identifier) | O |
| 29P | Processing Bank Identifier | 4!a2!a2!c[3!c] (Identifier Code) | O |
| 29U | Lead Bank Identifier | 4!a2!a2!c[3!c] (Identifier Code) | O |

MT 798<787> - Advice of Acceptance / Refusal of Amendment of Guarantee / Standby Letter of Credit Details

Section 1 - MT 798 Structure

| Field Tag | Field Name | Format | Optional/ Mandatory |
|-----------|------------------------------|--------|------------------------|
| 20 | Transaction Reference Number | 16x | M |

| | | | |
|-----|---------------------|-------------------------------|---|
| 12 | Sub-Message Type | 3!n | M |
| 77E | Proprietary Message | 73z (Text))[n*78z] (Text) | M |

Section 2 - Field 77E Structure [MT 787]

| | | | |
|-----|--------------------------|---------------------------------------|---|
| 27A | Message Index/ Total | 1!n/1!n (Message Index)/(Total) | M |
| 21P | Bank Reference Number | 16x | M |
| | MT 787 Message | | M |

12.5 Common Group Messages

This section contains the following topics:

- [Section 12.5.1, "MTn92 Request for Cancellation"](#)
- [Section 12.5.2, "MTn96 Answers"](#)
- [Section 12.5.3, "MTn98 Proprietary Message"](#)

12.5.1 MTn92 Request for Cancellation

This message is sent by a financial institution to request a second financial institution to consider cancellation of the SWIFT message identified in the request. This is also sent by a corporate customer to request a financial institution to consider cancellation of the SWIFT message identified in the request.

If the Receiver of the request for cancellation has already acted on the message for which cancellation is requested, the MT n92 asks for a retransfer, that is, reversal, with the beneficiary's consent.

Format Specifications

| Field Tag | Field Name | Format | Mandatory/ Optional |
|------------------|---|------------------------|--------------------------------|
| 20 | Transaction Reference Number | 16x | M |
| 21 | Related Reference | 16x | M |
| 11S | MT and Date of the Original Message | 3!n 6!n [4!n6!n] | M |
| 79 | Narrative Description of the Original Message | (/4!a)(35*50x) | O |

12.5.2 MTn96 Answers

This message type is:

- sent by one financial institution to another financial institution
- sent by a corporate customer to a financial institution
- sent by a financial institution to a corporate customer

It is used to respond to an MT n95 Queries or MT n92 Request for Cancellation and other messages where no specific message type has been provided for the response. This message should use the same category digit as the related queries message or request for cancellation.

Format Specifications

| Field Tag | Field Name | Format | Mandatory/ Optional |
|------------------|---|---------------|--------------------------------|
| 20 | Transaction Reference Number | 16x | M |
| 21 | Related Reference | 16x | M |
| 76 | Answers | 6*35x | M |
| 77A | Narrative | 20*35x | O |
| 11a | MT and Date of the Original Message | R or S | O |
| 79 | Narrative Description of the Original Message to Which the Answer Relates | 35*50x | O |

12.5.3 MTn98 Proprietary Message

This message type is used by financial institutions, with their own offices, with other financial institutions and/or with corporate customers with which they have established bilateral agreements.

It is used as an envelope for a specified message included in it. It allows for the definition of a unique format for which another message type is not available or applicable.

Note

This message may only be sent and received after prior arrangements between the Sender and the Receiver.

Format Specifications

| Field Tag | Field Name | Format | Mandatory/ Optional |
|-----------|------------------------------|----------------------------|------------------------|
| 20 | Transaction Reference Number | 16x | M |
| 12 | Sub-Message Type | 3!n | M |
| 77E | Proprietary Message | 73z(Text) [n*78z](Text) | M |

13. Other Message Maintenance

13.1 Introduction

Apart from the maintenances mentioned in previous sections, if Multi Bank Cash Concentration facility is allowed, the following maintenances need to be done during implementation. This is necessary only if they have not been maintained earlier.

The This chapter contains the following sections:

- [Section 13.2, "Maintaining Message Media Formats"](#)

13.2 Maintaining Message Media Formats

You can invoke the 'Trade Finance Message Media format Maintenance' screen by typing 'MSDTFMFM' in the field at the top right corner of the Application tool bar and clicking on the adjoining arrow button.

Trade Finance Message Media Format Maintenance

New Enter Query

Module * _____ Message Type * _____
Media * _____ Product * _____
Branch * _____ Format * _____
Currency * _____

Fields

| | | | | |
|---------|------------|--------|----------------------|------|
| Maker | Date Time: | Mod No | Record Status | Exit |
| Checker | Date Time: | | Authorization Status | |

14. Function ID Glossary

M

| | |
|----------------|----------|
| MSDLBKMT | 3-11 |
| MSDPRDMP | 4-3 |
| MSDTFAFM | 6-1, 6-4 |
| MSDTFCAD | 5-1 |
| MSDTFCGM | 10-6 |
| MSDTFFFT | 10-1 |
| MSDTFFTM | 10-9 |
| MSDTFHDR | 4-2 |
| MSDTFMFM | 13-1 |
| MSDTFMPV | 3-8 |
| MSDTFMTM | 3-5 |
| MSDTFPRF | 3-1 |
| MSDTFSPF | 3-12 |

| | |
|----------------|------|
| MSDTFSRL | 4-4 |
| MSDTFSWC | 4-1 |
| MSDTFSWT | 3-7 |
| MSDTFVMS | 8-2 |
| MSRTFLRT | 14-1 |
| MSRTFPEX | 14-3 |
| MSRTFPSX | 14-4 |
| MSRTFSFT | 14-5 |
| MSSTFCAD | 5-7 |
| MSSTFIBR | 9-2 |
| MSSTFOBR | 7-2 |
| MSSTFUAR | 8-1 |

T

| | |
|-----------------|-----|
| TFSJOBBER | 6-5 |
|-----------------|-----|