

Open Development Tool Installation

Oracle Banking Trade Finance

Release 14.6.2.0.0

[November][2022]



---

# Table of Contents

- 1. OPEN DEVELOPMENT TOOL INSTALLATION ..... 1-1
  - 1.1 INTRODUCTION..... 1-1
  - 1.2 CREATING PROPERTY FILE FOR OPEN DEVELOPMENT TOOL..... 1-1
- 2. SETTING UP DATABASE FOR OPEN DEVELOPMENT TOOL ..... 1-5

---

# 1. Open Development Tool Installation

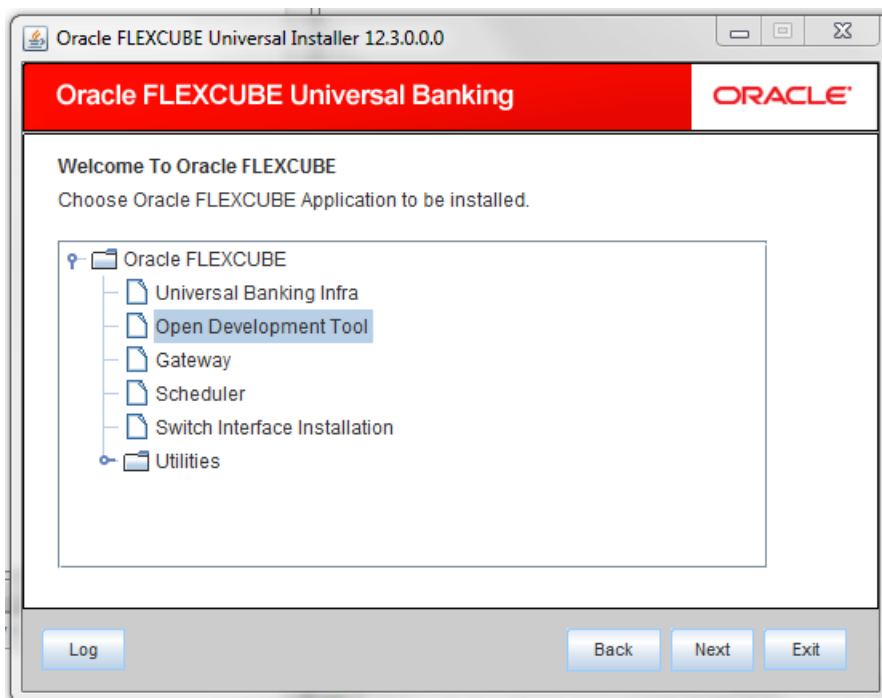
## 1.1 Introduction

This document explains about the creation of .war file using ODT (Open Development Tool) and setting up database for ODT installation.

## 1.2 Creating Property File for Open Development Tool

To create property file for ODT, follow the steps given below:

1. Launch the installer and Click 'Next'. The following screen is displayed.



2. Click 'Open Development Tool'.
3. Click 'Next'. The following screen is displayed.

Oracle FLEXCUBE Universal Banking

ORACLE

Welcome To Oracle FLEXCUBE  
Choose Oracle FLEXCUBE Component for installation.

Property File

Operating System Linux

Application Server Weblogic

DataBase Server Oracle

Log Back Next Exit

4. Select 'Property file as Oracle FLEXCUBE component for installation.

5. Specify the following details.

#### **Operating System**

Specify the operating system in which you are installing Oracle FLEXCUBE.

#### **Application Server**

Specify the application server on which you are installing Oracle FLEXCUBE.

6. Click Next and below screen appears.

Oracle FLEXCUBE Universal BankingORACLE

**Build Process**  
Current screen provides an option to enter application jndi names and logger path

ODT JNDI

Logger Path

PROVIDER\_URL

WAR Name

LogBackNextExit

7. Specify the following details.

**ODT JNDI**

Specify the JNDI for the ODT.

**Logger Path**

Specify the path where the logs have to be written.

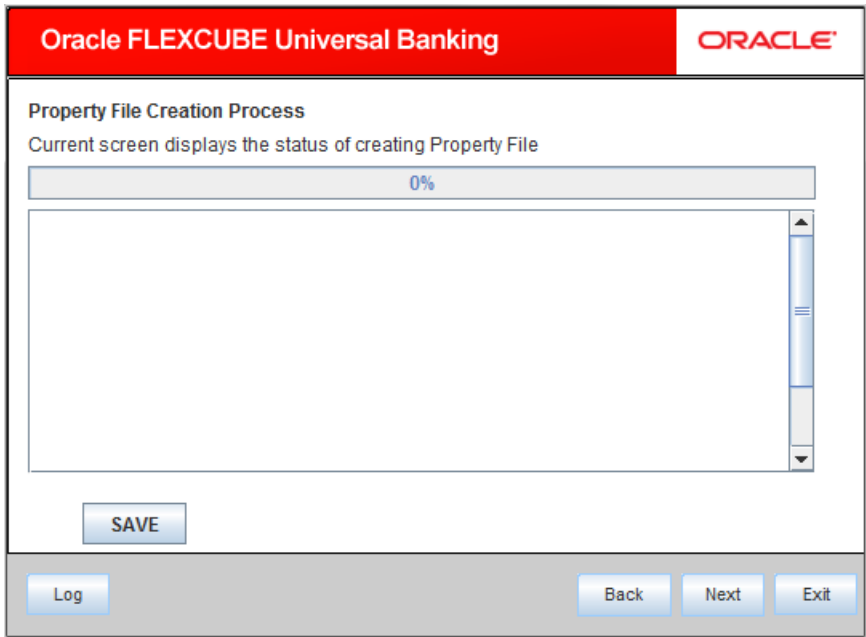
**Provider\_URL**

Specify the provider URL.

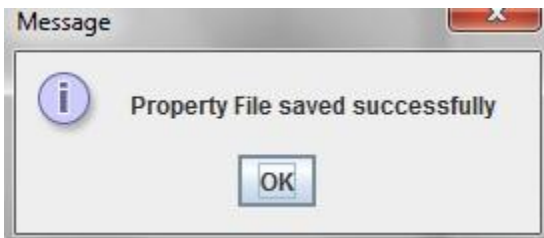
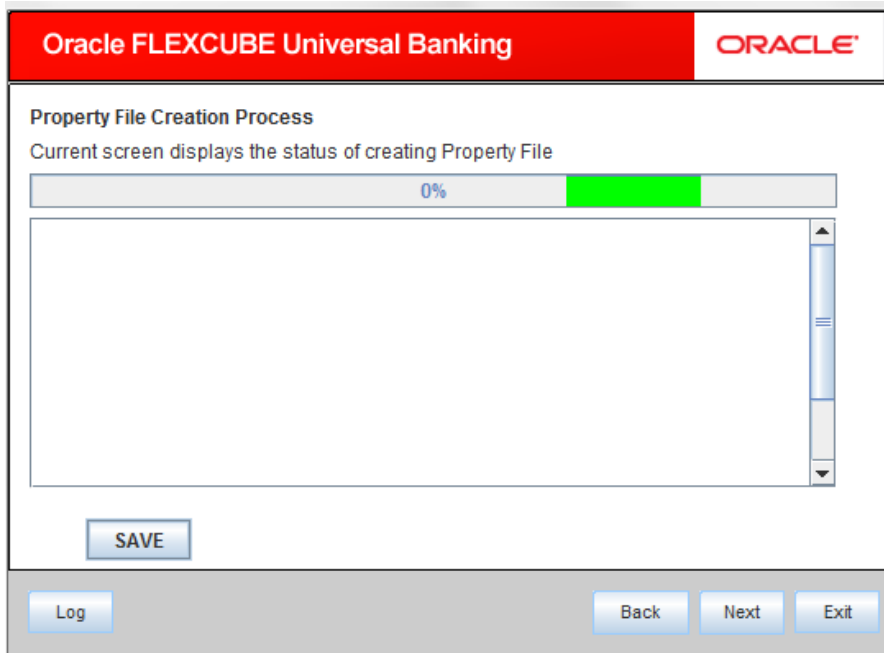
**WAR Name**

Specify the war file Name

8. Click 'Next'. The following screen is displayed.



9. Click on 'Save to generate property file.



The property file named odt.properties will be available in the custom location .Path will be written as ODT\_PROPERTIES\_PATH IN env.properties file .Please copy this file to SOFT/Logs folder and proceed for war building.

---

## 2. Setting up Database for Open Development Tool

To set up database for Open Development Tool (ODT), follow the steps given below:

### **Environment Setup Steps:**

Below are the sequences of steps to be followed during Environment Setup:

1. Property File Creation: (Refer: Installer\_Property\_File\_Creation.doc)

"env.properties" common property required for environment setup. The schema details and Symmetric key are captured in fcubs.properties which will be used during DB installation.

2. Populating environment property file: The env.properties file which got generated in \INSTALLER\SOURCE\logs path need to be manually copied to \INSTALLER\SOFT\logs path.

### **Backend Setup using Silent Installer**

Backend Setup has to be done using Silent Installer. DDL Compilation, Object Compilation and Static Data load will be taken care as part of Backend Setup.



Run ODTDBCompileRun.bat in windows (ODTDBCompileRun.sh in Linux).

DDL Compilation, Object Compilation and Static Data load will be done. Check for the Invalid Count and make sure that the Invalid count is '0'.



Open Development Tool Installation  
[November] [2022]  
Version 14.6.2.0.0

Oracle Financial Services Software Limited  
Oracle Park  
Off Western Express Highway  
Goregaon (East)  
Mumbai, Maharashtra 400 063  
India

Worldwide Inquiries:  
Phone: +91 22 6718 3000  
Fax: +91 22 6718 3001  
[www.oracle.com/financialservices/](http://www.oracle.com/financialservices/)

Copyright © 2022, Oracle and/or its affiliates. All rights reserved.

Oracle and Java are registered trademarks of Oracle and/or its affiliates. Other names may be trademarks of their respective owners.

**U.S. GOVERNMENT END USERS:** Oracle programs, including any operating system, integrated software, any programs installed on the hardware, and/or documentation, delivered to U.S. Government end users are "commercial computer software" pursuant to the applicable Federal Acquisition Regulation and agency-specific supplemental regulations. As such, use, duplication, disclosure, modification, and adaptation of the programs, including any operating system, integrated software, any programs installed on the hardware, and/or documentation, shall be subject to license terms and license restrictions applicable to the programs. No other rights are granted to the U.S. Government.

This software or hardware is developed for general use in a variety of information management applications. It is not developed or intended for use in any inherently dangerous applications, including applications that may create a risk of personal injury. If you use this software or hardware in dangerous applications, then you shall be responsible to take all appropriate failsafe, backup, redundancy, and other measures to ensure its safe use. Oracle Corporation and its affiliates disclaim any liability for any damages caused by use of this software or hardware in dangerous applications.

This software and related documentation are provided under a license agreement containing restrictions on use and disclosure and are protected by intellectual property laws. Except as expressly permitted in your license agreement or allowed by law, you may not use, copy, reproduce, translate, broadcast, modify, license, transmit, distribute, exhibit, perform, publish or display any part, in any form, or by any means. Reverse engineering, disassembly, or decompilation of this software, unless required by law for interoperability, is prohibited.

The information contained herein is subject to change without notice and is not warranted to be error-free. If you find any errors, please report them to us in writing.

This software or hardware and documentation may provide access to or information on content, products and services from third parties. Oracle Corporation and its affiliates are not responsible for and expressly disclaim all warranties of any kind with respect to third-party content, products, and services. Oracle Corporation and its affiliates will not be responsible for any loss, costs, or damages incurred due to your access to or use of third-party content, products, or services.