

Bureau Integration Service Integration Guide

Oracle Banking Origination Cloud Service

Release 14.7.1.0.0

Part Number F86463-01

September 2023

Bureau Integration Service Integration Guide

Oracle Financial Services Software Limited

Oracle Park

Off Western Express Highway

Goregaon (East)

Mumbai, Maharashtra 400 063

India

Worldwide Inquiries:

Phone: +91 22 6718 3000

Fax: +91 22 6718 3001

<https://www.oracle.com/industries/financial-services/index.html>

Copyright © 2022, 2023, Oracle and/or its affiliates. All rights reserved.

Oracle and Java are registered trademarks of Oracle and/or its affiliates. Other names may be trademarks of their respective owners.

U.S. GOVERNMENT END USERS: Oracle programs, including any operating system, integrated software, any programs installed on the hardware, and/or documentation, delivered to U.S. Government end users are “commercial computer software” pursuant to the applicable Federal Acquisition Regulation and agency-specific supplemental regulations. As such, use, duplication, disclosure, modification, and adaptation of the programs, including any operating system, integrated software, any programs installed on the hardware, and/or documentation, shall be subject to license terms and license restrictions applicable to the programs. No other rights are granted to the U.S. Government.

This software or hardware is developed for general use in a variety of information management applications. It is not developed or intended for use in any inherently dangerous applications, including applications that may create a risk of personal injury. If you use this software or hardware in dangerous applications, then you shall be responsible to take all appropriate failsafe, backup, redundancy, and other measures to ensure its safe use. Oracle Corporation and its affiliates disclaim any liability for any damages caused by use of this software or hardware in dangerous applications.

This software and related documentation are provided under a license agreement containing restrictions on use and disclosure and are protected by intellectual property laws. Except as expressly permitted in your license agreement or allowed by law, you may not use, copy, reproduce, translate, broadcast, modify, license, transmit, distribute, exhibit, perform, publish or display any part, in any form, or by any means. Reverse engineering, disassembly, or decompilation of this software, unless required by law for interoperability, is prohibited. The information contained herein is subject to change without notice and is not warranted to be error-free. If you find any errors, please report them to us in writing.

This software or hardware and documentation may provide access to or information on content, products and services from third parties. Oracle Corporation and its affiliates are not responsible for and expressly disclaim all warranties of any kind with respect to third-party content, products, and services. Oracle Corporation and its affiliates will not be responsible for any loss, costs, or damages incurred due to your access to or use of third-party content, products, or services.

Contents

1	Preface.....	1
1.1	Purpose	1
1.2	Audience	1
1.3	Document Accessibility	1
1.4	Diversity and Inclusion	1
1.5	Conventions	1
1.6	Screenshot Disclaimer	2
1.7	Related Documents.....	2
2	Integration Guide	3
2.1	Introduction.....	3
2.2	Maintenance for Oracle Banking Origination	4

1 Preface

1.1 Purpose

This guide is to help with Integration of Oracle Banking Origination Product with Bureau Integration Service.

1.2 Audience

This guide is primarily intended for the following user/user roles:

Table 1: Audience

Role	Function
Implementation and IT Staff	Implementation and maintenance of the software

1.3 Document Accessibility

For information about Oracle's commitment to accessibility, visit the Oracle Accessibility Program website at <http://www.oracle.com/pls/topic/lookup?ctx=acc&id=docacc>.

1.4 Diversity and Inclusion

Oracle is fully committed to diversity and inclusion. Oracle respects and values having a diverse workforce that increases thought leadership and innovation. As part of our initiative to build a more inclusive culture that positively impacts our employees, customers, and partners, we are working to remove insensitive terms from our products and documentation. We are also mindful of the necessity to maintain compatibility with our customers' existing technologies and the need to ensure continuity of service as Oracle's offerings and industry standards evolve. Because of these technical constraints, our effort to remove insensitive terms is ongoing and will take time and external cooperation.

1.5 Conventions

The following text conventions are used in this document:

Conventions	Meaning
boldface	Boldface type indicates graphical user interface elements associated with an action, or terms defined in text or the glossary.

<i>italic</i>	Italic type indicates book titles, emphasis, or placeholder variables for which you supply particular values.
Monospace	Monospace type indicates commands within a paragraph, URLs, code in examples, text that appears on the screen, or text that you enter.

1.6 Screenshot Disclaimer

Personal information used in the interface or documents is dummy and does not exist in the real world. It is only for reference purposes

1.7 Related Documents

The related documents are as follows:

- Oracle FLEXCUBE Universal Banking Integration Guide
- Oracle Banking Branch Integration Guide
- Oracle Banking Digital Experience Integration Guide
- Oracle Banking Party Integration Guide
- Oracle Banking Credit Facility Process Management Integration Guide
- Decision Service Integration Guide
- FLEXCUBE Universal Banking-Party Services Integration Guide

2 Integration Guide

2.1 Introduction

You can integrate Oracle Banking Origination with Bureau Integration Service acting through Oracle Banking Routing Hub. The application utilizes the rule service to create facts and rules to successfully integrate with Bureau Integration Service

This document briefs you about the specific steps needed for the integration of these two products and specific maintenances.

NOTE: For configuration details of setting up Bureau Service integration, refer **Rule Configuration** screen from the **Configurations User Guide**.

2.2 Maintenance for Oracle Banking Origination

To maintain Oracle Banking Routing Hub configuration in common core for Bureau Integration Service.

Prerequisite

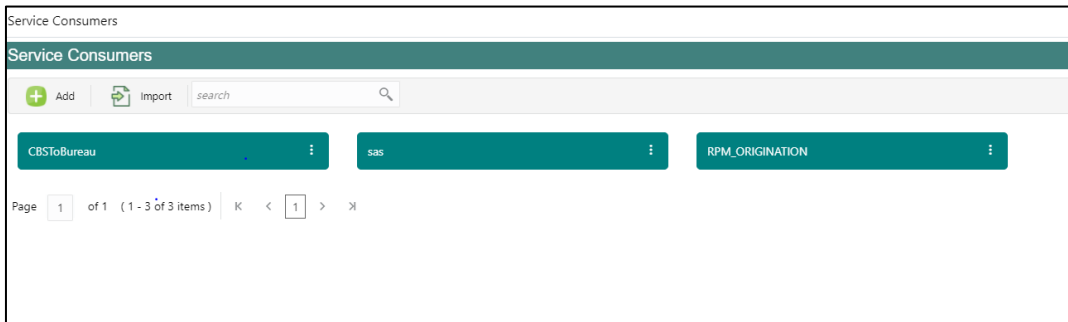
Specify **User Id** and **Password**, and login to **Oracle Banking Origination Home** screen.

To import the services:

1. From **Home screen**, click **Core Maintenance**. Under **Core Maintenance**, click **Routing Hub**.
2. Under **Routing Hub**, click **RPM_ORIGINATION**.

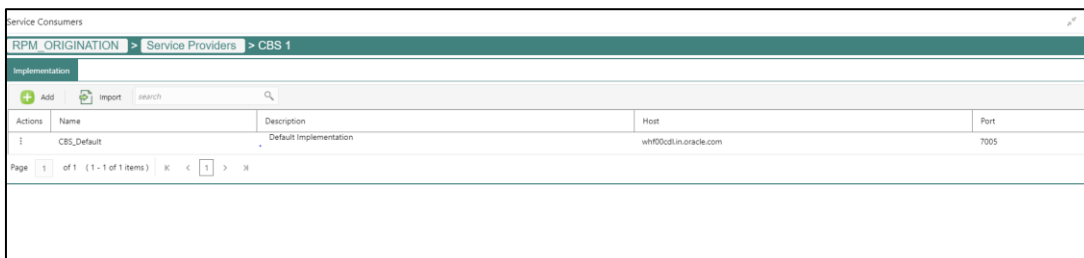
→ The **Service Consumers** screen is displayed.

Figure 1: Service Consumers



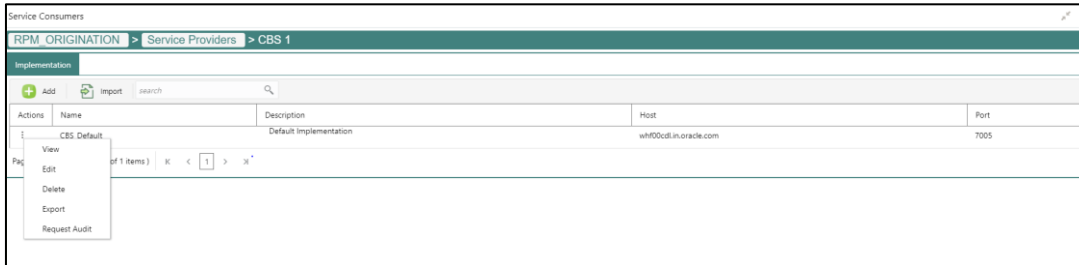
3. Under **RPM_ORIGINATION**, click **CBS**.

Figure 2: RPM Origination



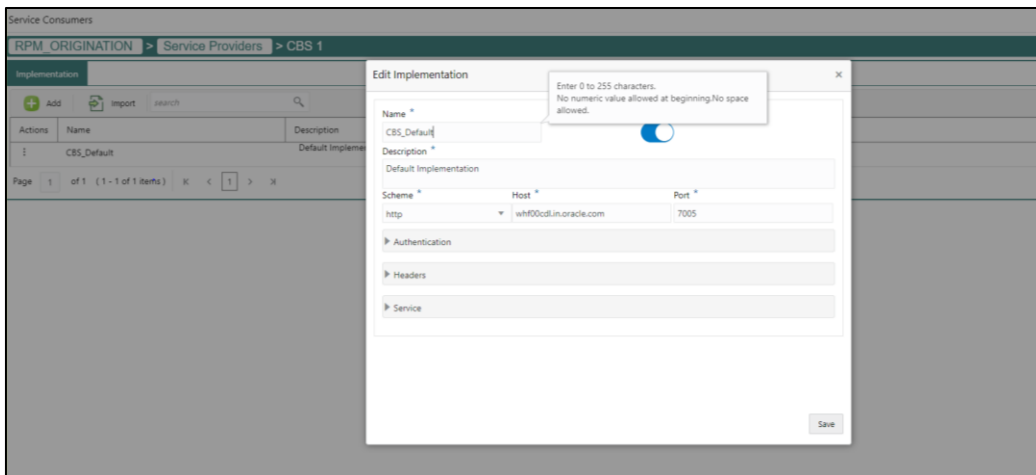
- Click **Edit**.

Figure 3: RPM Origination



- Change the host and port as per the Bureau Integration Service installation and save it.

Figure 4: Edit Implementation



- From **RPM_ORIGINATION** screen and click **Consumer Service**.

Figure 5: Consumer Services

