

Dashboard

Oracle FLEXCUBE Investor Servicing  
Release 14.7.3.0.0  
Part Number F90302-01  
[December] [2023]

**ORACLE**  
FINANCIAL SERVICES

**ORACLE**

---

# Contents

<b>1. Preface .....</b>	<b>1-1</b>
1.1 Introduction.....	1-1
1.2 Audience.....	1-1
1.3 Documentation Accessibility.....	1-1
1.4 Organization .....	1-1
1.5 Acronyms and Abbreviations.....	1-2
1.6 Glossary of Icons.....	1-2
<b>2. An Overview .....</b>	<b>2-1</b>
2.1 Dashboard Organization.....	2-1

---

# 1. Preface

## 1.1 Introduction

This document is designed to help acquaint you with the features of Dashboard, which is the landing page of Oracle FLEXCUBE Investor Servicing. Information from multiple products is integrated and displayed as Dashboard on the home page of the application.

This manual explains the functionality of Dashboard facility and the various Dashboards present in the system. Besides providing these details, the manual also provides a list of Dashboards mapped to the role of the bank staff logged on to the system.

## 1.2 Audience

This manual is intended for the following User/User Roles:

Role	Function
Front office Supervisor	To view the unauthorized Unit holders, Transactions and Standing Instructions if any
Back office Supervisor	To view the unauthorized funds, Fund Price, Fund Dividend records, if any

## 1.3 Documentation Accessibility

For information about Oracle's commitment to accessibility, visit the Oracle Accessibility Program website at <http://www.oracle.com/pls/topic/lookup?ctx=acc&id=docacc>.

## 1.4 Organization

This manual is organized into the following chapters:





Chapter	Description
Chapter 1	<i>About this Manual</i> gives information on the intended audience. It also lists the various chapters covered in this User Manual..
Chapter 2	<i>An Overview</i> gives an overview of the Dashboard facility in Oracle FLEX-CUBE Investor Servicing

## 1.5 Acronyms and Abbreviations

Abbreviation	Description
System	Unless and otherwise specified, it shall always refer to Oracle FLEXCUBE Investor Servicing
EOD	End of Day
DFI	Dashboard Function ID

## 1.6 Glossary of Icons

This User Manual may refer to all or some of the following icons.

Icons	Function
	Exit
	Add row
	Delete row
	Option List

---

## 2. An Overview

Dashboards are the tiny windows displayed on the landing page of the Application. Dashboard renders quick and crisp information of specific transactions or tasks mapped to the 'User Role' of the Bank staff, who logs on to the system.

### 2.1 Dashboard Organization

Dashboard will provide the comprehensive and consolidate snapshot, for easier ways to access information which helps the business/operations to analyze, monitor and making better decisions which will save time and cost. Following dashboards will be made available as part of FCIS and this will be based on User rights.

<b>Dashboards</b>	<b>Function ID's</b>	<b>FMG/AGY</b>
Pending Fund Price	UTSFPRQU	FMG
Un-authorized fund dividend	UTSUNDIV	FMG
Un-authorized fund prices	UTSFPUUA	FMG
Unauthorized Fund	UTSUNFND	FMG
Un-authorized unit-holders	UTSUNUH	AGY
Un-authorized transactions	UTSUNAUT	AGY
Pending redemption confirmations	UTSUNRED	AGY
Un-authorized standing instruction details	UTSUNSIN	AGY

You can login and based on user rights the above mentioned dashboards will be visible. If you have got rights for all dashboards, you can view all dashboards.

You can change the Show Dash Board from Yes to No or No to Yes either from User settings or User Admin Maintenance.

You can map the function IDs in the Dashboard Mapping screen of User Admin maintenance if the Show Dashboard is Yes. During this mapping, if Show in Dashboard is checked, then those functions will be displayed in the dashboard.

If Show Dashboard is set to No then dashboard details will not be displayed. Based on the dashboard where clause maintenance, the result will be displayed.

Oracle FLEXCUBE Investor Servicing facilitates integration of Information from multiple products and displays it as Dashboard on the home page, also called the landing page of the application; however, you can view these dashboards, only if the 'Show Dashboard' field value is maintained as 'Y' at the 'User Settings' level.

**User Settings**

Amount Format: ~

Show Dashboards: Y

Alerts On Home: N

Number Format Mask:
   
 XXX,XXX,XXX,XXX
   
 XX,XX,XX,XX,XXX

Cancel Save

Oracle FLEXCUBE Investor Servicing organizes Dashboards to provide comprehensive and consolidate snapshot in tiny windows, to access information easily. Thus, helping the bank staff to; analyse, monitor, and make better decisions which in turn help save time and cost.

Landing page is designed to display six Dashboards distributed in three rows with two Dashboards per row, without vertical scroll bar.

**Un-Authorized Standing Instruction Details**

SI Number	Unit Holder ID
4120150060000683	RDODDBA00001
4120150060000592	AGOF404766
4120150060000615	RDODDBA00001
4120150060000650	RDODDBA00001

**Un-Authorized Transaction**

Transaction Number	Unit Holder ID	Fund ID	Module Id
0520150060000574	AGOF404785	ATFUND	CTAGYDB
0220150060000918	AGC404633	ATFUND	CTAGYDB
0520150060000572	AGOF404785	ATFUND	CTAGYDB
0820150060000610	AGOF404786	ATFUND	CTAGYDB

**Un-Authorized Unitholder**

Unit Holder ID	First Name	A/C Opening Date
ABCDEFG00010	Random	2015-01-01
AGC404641	Kamal	2015-01-06
AGC404656	Amit	2015-01-06
AGC404711	Yuanta Financials	2015-01-06

**Pending Redemption Confirmations**

Transaction Number	Transaction Date	Unit Holder ID	Fund ID
0320150060000792	2015-01-06	RDODDBA00002	LTPF1
0320150060000793	2015-01-06	RDODDBA00003	LTPF1
0320150060000794	2015-01-06	RDODDBA00006	LTPF1
0320150060000796	2015-01-06	RDODDBA00008	LTPF1

**Note**

- If less than six Dashboards are mapped, then the unfilled frames are blank.

The height and width of all Dashboards are fixed; however, the number of columns per Dashboard varies based on the size and name of the columns specified at Dashboard design level. Since the height of each Dashboard is fixed, only the first 5 records can be viewed at a time. If the Dashboard contains more than 5 records, then the following buttons and links at the top of each Dashboard aid in viewing them:

Button/Link	Functionality
Previous	Click the button to view the previous set of 5 records.
Next	Click the button to view the next set of records. However, if there are more than 5 entries then only the next five can be viewed.
Refresh	Click the button to manually refresh and view the first five records.
More	Click this link to launch a screen with more information similar to that of the current Dashboard.

The following hyperlink facilities are also available in each Dashboard:

- Column-wise link – Each column in the Dashboard can be mapped to a different Function ID to provide column-wise hyperlinks. Click the hyperlink in a particular column to launch the corresponding Function ID. A link to a particular column is limited only to that column.
- Row wise link – Each row in the Dashboard can be mapped to a different Function ID to provide row-wise hyperlinks. Click the hyperlink in a particular row to launch the corresponding Function ID. A link to a particular row is the same across all fields in that row.

---

**Note**

Hyperlinked rows and columns are highlighted to distinguish them from others. When a row/column link is clicked, the clicked row/column gets highlighted respectively.

---

You can map any number of Dashboard function IDs (DFI) to a specific 'Role' or 'User' at Role Mapping and Dashboard Mapping level. If DFIs are mapped at 'Dashboard Mapping' level, then to enable Dashboards you need to map the corresponding functions/assigned roles at 'Role Mapping' level. You can also specify sequence order of DFIs at 'Dashboard Mapping' level, however, you can specify the same at 'Role Mapping' level. If multiple roles are added and the sequence is not specified, then the system will sort and display the DFIs alphabetically. If DFIs are mapped to 'User', then you can specify the display order for each DFI individually.

You can search for the function IDs in the left hand side menu. System will search for the records at all the levels of search criteria. System will fetch respective module details based on the function right mapping to the user. For instance, if you type 'Entity' at the menu and click 'Search', then system will fetch all the records for entity, such as Single Entity Maintenance, Entity Commission Sharing, Entity IDS, Entity Mapping, Entity Media Maintenance, Entity Notepad, Entity Payment, all entity related reports. This includes all the levels of menu search (details, summary screens, reports, batch).

**Dashboard User Guide**  
**[December] [2023]**  
**Version 14.7.3.0.0**

**Oracle Financial Services Software Limited**  
**Oracle Park**  
**Off Western Express Highway**  
**Goregaon (East)**  
**Mumbai, Maharashtra 400 063**  
**India**

**Worldwide Inquiries:**  
**Phone: +91 22 6718 3000**  
**Fax: +91 22 6718 3001**  
**[www.oracle.com/financialservices/](http://www.oracle.com/financialservices/)**

**Copyright © 2007, 2023, Oracle and/or its affiliates.**

**Oracle and Java are registered trademarks of Oracle and/or its affiliates. Other names may be trademarks of their respective owners.**

**U.S. GOVERNMENT END USERS:** Oracle programs (including any operating system, integrated software, any programs embedded, installed or activated on delivered hardware, and modifications of such programs) and Oracle computer documentation or other Oracle data delivered to or accessed by U.S. Government end users are "commercial computer software" or "commercial computer software documentation" pursuant to the applicable Federal Acquisition Regulation and agency-specific supplemental regulations. As such, the use, reproduction, duplication, release, display, disclosure, modification, preparation of derivative works, and/or adaptation of i) Oracle programs (including any operating system, integrated software, any programs embedded, installed or activated on delivered hardware, and modifications of such programs), ii) Oracle computer documentation and/or iii) other Oracle data, is subject to the rights and limitations specified in the license contained in the applicable contract. The terms governing the U.S. Government's use of Oracle cloud services are defined by the applicable contract for such services. No other rights are granted to the U.S. Government.

**This software or hardware is developed for general use in a variety of information management applications. It is not developed or intended for use in any inherently dangerous applications, including applications that may create a risk of personal injury. If you use this software or hardware in dangerous applications, then you shall be responsible to take all appropriate failsafe, backup, redundancy, and other measures to ensure its safe use. Oracle Corporation and its affiliates disclaim any liability for any damages caused by use of this software or hardware in dangerous applications.**

**This software and related documentation are provided under a license agreement containing restrictions on use and disclosure and are protected by intellectual property laws. Except as expressly permitted in your license agreement or allowed by law, you may not use, copy, reproduce, translate, broadcast, modify, license, transmit, distribute, exhibit, perform, publish or display any part, in any form, or by any means. Reverse engineering, disassembly, or decompilation of this software, unless required by law for interoperability, is prohibited.**

**The information contained herein is subject to change without notice and is not warranted to be error-free. If you find any errors, please report them to us in writing.**

**This software or hardware and documentation may provide access to or information on content, products and services from third parties. Oracle Corporation and its affiliates are not responsible for and expressly disclaim all warranties of any kind with respect to third-party content, products, and services. Oracle Corporation and its affiliates will not be responsible for any loss, costs, or damages incurred due to your access to or use of third-party content, products, or services.**