

TARGET Instant Payment Settlement User Guide

Oracle Banking Payments

Release 14.7.4.0.0

Part No. G10007-01

June 2024

TARGET Instant Payment Settlement User Guide
Oracle Financial Services Software Limited

Oracle Park

Off Western Express Highway
Goregaon (East)
Mumbai, Maharashtra 400 063
India

Worldwide Inquiries:

Phone: +91 22 6718 3000

Fax: +91 22 6718 3001

www.oracle.com/financialservices/

Copyright © 2020, 2024 Oracle and/or its affiliates. All rights reserved.

Oracle and Java are registered trademarks of Oracle and/or its affiliates. Other names may be trademarks of their respective owners.

U.S. GOVERNMENT END USERS: Oracle programs, including any operating system, integrated software, any programs installed on the hardware, and/or documentation, delivered to U.S. Government end users are “commercial computer software” pursuant to the applicable Federal Acquisition Regulation and agency-specific supplemental regulations. As such, use, duplication, disclosure, modification, and adaptation of the programs, including any operating system, integrated software, any programs installed on the hardware, and/or documentation, shall be subject to license terms and license restrictions applicable to the programs. No other rights are granted to the U.S. Government.

This software or hardware is developed for general use in a variety of information management applications. It is not developed or intended for use in any inherently dangerous applications, including applications that may create a risk of personal injury. If you use this software or hardware in dangerous applications, then you shall be responsible to take all appropriate failsafe, backup, redundancy, and other measures to ensure its safe use. Oracle Corporation and its affiliates disclaim any liability for any damages caused by use of this software or hardware in dangerous applications.

This software and related documentation are provided under a license agreement containing restrictions on use and disclosure and are protected by intellectual property laws. Except as expressly permitted in your license agreement or allowed by law, you may not use, copy, reproduce, translate, broadcast, modify, license, transmit, distribute, exhibit, perform, publish or display any part, in any form, or by any means. Reverse engineering, disassembly, or decompilation of this software, unless required by law for interoperability, is prohibited.

The information contained herein is subject to change without notice and is not warranted to be error-free. If you find any errors, please report them to us in writing.

This software or hardware and documentation may provide access to or information on content, products and services from third parties. Oracle Corporation and its affiliates are not responsible for and expressly disclaim all warranties of any kind with respect to third-party content, products, and services. Oracle Corporation and its affiliates will not be responsible for any loss, costs, or damages incurred due to your access to or use of third-party content, products, or services.

Contents

1. About this Manual	1-1
1.1 Introduction.....	1-1
1.2 Audience.....	1-1
1.3 Documentation Accessibility.....	1-1
1.4 Organization	1-1
1.5 Glossary of Icons.....	1-2
2. TARGET Instant Payment Settlement (TIPS)	2-1
2.1 TIPS Maintenances	2-1
2.1.1 <i>Faster Payment Maintenances</i>	2-1
2.1.2 <i>TIPS Directory</i>	2-2
2.1.3 <i>TIPS Processing</i>	2-3
3. Function ID Glossary	3-1

1. About this Manual

1.1 Introduction

This manual is designed to help you to quickly get familiar with the features of TARGET Instant Payment Settlement (TIPS) in Oracle Banking Payments. It takes you through the various stages in processing a TARGET Instant Payment Settlement transaction.

You can further obtain information specific to a particular field by placing the cursor on the relevant field and striking <F1> on the keyboard.

1.2 Audience

This manual is intended for the following User/User Roles:

Role	Function
Payment Department Operators	Payments Transaction Input functions except Authorization.
Back Office Payment Department Operators	Payments related maintenances/Payment Transaction Input functions except Authorization
Payment Department Officers	Payments Maintenance/ Transaction Authorization
Bank's Financial Controller/ Payment Department Manager	Host level processing related setup for Payments and PM Dashboard/Query functions

1.3 Documentation Accessibility

For information about Oracle's commitment to accessibility, visit the Oracle Accessibility Program website at <http://www.oracle.com/pls/topic/lookup?ctx=acc&id=docacc>.





1.4 Organization

This manual is organized into the following chapters:

Chapter	Description
Chapter 1	<i>About this Manual</i> gives information on the intended audience. It also lists the various chapters covered in this User Manual.
Chapter 2	<i>TARGET Instant Payment Settlement</i> provides information on TARGET Instant Payment Settlement.
Chapter 3	<i>Function ID Glossary</i> has alphabetical listing of Function/Screen ID's used in the module with page references for quick navigation.

1.5 Glossary of Icons

This User Manual may refer to all or some of the following icons:

Icons	Function
	Exit
	Add row
	Delete row
	Option List

2. TARGET Instant Payment Settlement (TIPS)

TIPS is a Pan-European Instant Payment solution developed by the Eurosystem. It is based on the Single Euro Payments Area (SEPA) Instant Credit Transfer scheme and is open for business 24 hours a day, every day of the year. TIPS offers immediate settlement in central bank money.

All the cash used to settle transactions in euro in TIPS comes from accounts opened in TARGET2, which is the RTGS for the euro currency. As such, TIPS can be considered as an additional service to TARGET2. Since the services based on the Scheme are available 24 hours a day and on all Calendar Days of the year, it does not have to return the liquidity to the RTGS at the end of TARGET2 operating day, but both the inbound and outbound liquidity transfers can take place only during TARGET2 operating hours. Therefore, participants to TIPS have to take into consideration their liquidity needs for the hours during which TARGET2 are closed.

Participants achieve the direct access to TIPS with Network Service Providers (NSPs) like SWIFT and SIAnet. Please refer to the SEPA Instant Credit Transfer User Guide for details on the AGI and FEMS XS adapters.

A list of the TIPS services on settlement of payment transactions is provided below

- Instant Payment Instruction
- Status report
- Recall
- Recall Answer
- Investigation
- Request for Status Update on a Recall

Please refer to the *SEPA Instant Credit Transfer User Guide* for processing details.

2.1 **TIPS Maintenances**

This section lists the maintenances for processing the TIPS payments.

2.1.1 **Faster Payment Maintenances**

The following are the list of existing Faster Payment maintenances used for TIPS. You can perform operations related to TIPS payments through these maintenances:

Function IDs	Screen Name
PFDOTONL	Outbound Faster Payment Transaction Input
PFDVIEW	Outbound Faster Payments View
PFDIVIEW	Inbound Faster Payments View
PFDOTRCL	Outbound Faster Payments Recall Request
PFDITRCL	Inbound Faster Payment Recall Response

Function IDs	Screen Name
PFSINBRW	Inbound Faster Payments Message Browser
PFSOTBRW	Outbound Faster Payments Message Browser
PMSPENDQ	Outbound Pending Faster Payment Queue

Please refer to the *SEPA Instant Credit Transfer User Guide* for field details and more information on the above listed maintenances.

2.1.2 TIPS Directory

You can access the 'TIPS Directory Detailed' Screen by typing 'PMDTIPDR' in the field in the top right corner of the application tool bar and clicking on the adjoining arrow button.

You can specify the following details:

User BIC

Specify the User BIC that is an authorised account user in TIPS from the list of values.

Institution Name

Specify the institution name for the User BIC.

Party BIC

Specify the Party BIC that identifies a TIPS Participant or a Reachable Party in TIPS from the list of values.

Account Owner BIC

Specify the Account Owner BIC of the TIPS Participant owning the TIPS Account for which the User BIC has been authorized, also through a CMB, from the list of values.

Valid From

Specify the Date from which the entry is valid.

Valid To

Specify the Date up to which the entry is valid.

Participation Type

Select the Participation Type from the following values:

- TIPS Participant
- Reachable Party

Maximum IP Amount

Specify the Maximum IP Amount accepted by the corresponding TIPS Participant or Reachable Party into an incoming Instant Payment transaction.

2.1.2.1 TIPS Directory Detailed Summary

You can invoke the 'TIPS Directory Detailed Summary' screen by typing 'PMSTIPDR' in the field at the top right corner of the application toolbar and clicking the adjoining arrow button.

The screenshot shows the 'TIPS Directory Detailed Summary' application window. At the top, there is a search bar with 'Search (Case Sensitive)' and a search icon. Below the search bar are three dropdown menus for 'Authorization Status', 'Record Status', and 'User BIC'. A 'Search Results' section shows a table with columns: Authorization Status, Record Status, User BIC, Account Owner BIC, Institution Name, Maximum IP Amount, Participation Type, Party BIC, Valid From, and Valid To. The table currently displays 'No data to display.' The page number is 'Page: 1 Of 1' and there are navigation arrows. An 'Exit' button is located at the bottom right corner.

You can search for the records using one or more of the following parameters:

- Authorization Status
- Record Status
- User BIC

Once you have specified the search parameters, click 'Search' button. The system displays the records that match the search criteria. Double click a record to view the detailed maintenance screen.

2.1.3 TIPS Processing

2.1.3.1 TIPS Directory

TIPS Directory is generated as a fixed length record flat file encapsulated in a XML envelope.

TIPS directory file can be uploaded in FULL or DELTA version.

- When FULL version is uploaded, the existing directory is fully refreshed with the file uploaded.
- When DELTA version is uploaded, only changes with respect to the previous version of the TIPS Directory are updated.

Please refer to the *SEPA Instant Credit Transfer User Guide* for more information on the payments Processing.

3. Function ID Glossary

P

PMDTIPDR2-2

PMSTIPDR 2-3