

Rest API Services User Guide
Oracle Banking Payments
Release 14.7.4.0.0
Part No. G10007-01
[June] [2024]





Rest API Services User Guide
[June] [2024] Version
14.7.4.0.0

Oracle Financial Services Software Limited
Oracle Park
Off Western Express Highway Goregaon
(East)
Mumbai, Maharashtra 400 063 India

Worldwide Inquiries:
Phone: +91 22 6718 3000 Fax:
+91 22 6718 3001
<https://www.oracle.com/industries/financial-services/index.html>

Copyright © 2007, 2024, Oracle and/or its affiliates. All rights reserved.

Oracle and Java are registered trademarks of Oracle and/or its affiliates. Other names may be trademarks of their respective owners.

U.S. GOVERNMENT END USERS: Oracle programs, including any operating system, integrated software, any programs installed on the hardware, and/or documentation, delivered to U.S. Government end users are “commercial computer software” pursuant to the applicable Federal Acquisition Regulation and agency-specific supplemental regulations. As such, use, duplication, disclosure, modification, and adaptation of the programs, including any operating system, integrated software, any programs installed on the hardware, and/or documentation, shall be subject to license terms and license restrictions applicable to the programs. No other rights are granted to the U.S. Government.

This software or hardware is developed for general use in a variety of information management applications. It is not developed or intended for use in any inherently dangerous applications, including applications that may create a risk of personal injury. If you use this software or hardware in dangerous applications, then you shall be responsible to take all appropriate failsafe, backup, redundancy, and other measures to ensure its safe use. Oracle Corporation and its affiliates disclaim any liability for any damages caused by use of this software or hardware in dangerous applications.

This software and related documentation are provided under a license agreement containing restrictions on use and disclosure and are protected by intellectual property laws. Except as expressly permitted in your license agreement or allowed by law, you may not use, copy, reproduce, translate, broadcast, modify, license, transmit, distribute, exhibit, perform, publish or display any part, in any form, or by any means. Reverse engineering, disassembly, or decompilation of this software, unless required by law for interoperability, is prohibited.
The information contained herein is subject to change without notice and is not warranted to be error-free. If you find any errors, please report them to us in writing.

This software or hardware and documentation may provide access to or information on content, products and services from third parties. Oracle Corporation and its affiliates are not responsible for and expressly disclaim all warranties of any kind with respect to third-party content, products, and services. Oracle Corporation and its affiliates will not be responsible for any loss, costs, or damages incurred due to your access to or use of third-party content, products, or services.

Table of Contents

1. Preface	1
1.1 Introduction	1
1.2 Audience.....	1
1.3 Documentation Accessibility.....	1
1.4 Organization.....	1
2. Rest API Services - Overview	2
2.1 Introduction	2
2.1.1 Rest HTTP Headers	2
2.2 Rest Services Details	2

1. Preface

1.1 Introduction

This User Guide is intended to familiarize you with REST based services of Oracle Banking Payments. The manual gives you an overview of the services developed, input/request parameters and the response of each REST service.

1.2 Audience

The manual is intended for integrating external systems to Oracle Banking Payments using RESTFUL framework.

1.3 Documentation Accessibility

For information about Oracle's commitment to accessibility, visit the Oracle Accessibility Program website at <http://www.oracle.com/pls/topic/lookup?ctx=acc&id=docacc>.

1.4 Organization

The manual is organized into the following chapters

Chapter	Description
Chapter 1	<i>Preface</i> - Gives information on the intended audience. It also lists the various chapters covered in this User Manual.
Chapter 2	<i>Rest API</i> - An Overview provides a snapshot of the features of the entire module.

2. Rest API Services - Overview

2.1 Introduction

Each of the services listed in the document OBPM_Prebuilt_Integrations.xlsx is a URL. These URLs can be tested using any of the available browser plug-ins. Also, these services can be integrated with an API manager, depending on its use. For example, below is the format of a Single PayOut Rest Service URL which is used for sending outbound payment requests.

<http://<host>:<port>/PMReST/resources/payments/singlepayout>

2.1.1 Rest HTTP Headers

The following are the headers that are expected in all the requests that are sent to the Rest API application.

1. userId - Oracle Banking Payments login username.
2. password – Oracle Banking Payments UBS login password.
3. msgId – This message id will be a unique id to identify the request.
4. branch – The branch code from where the request is sent.
5. source – The source code of the external system.

For rest service authentication details please refer to Payments Core user manual Section

2.2 Rest Services Details

Please refer to the below excel for the list of Rest services available in Oracle Banking Payments



OBPM_Prebuilt_Integrations.xlsx

OBPM_Prebuilt_Integrations.xlsx

Rest Swagger Documentation




Swagger.zip

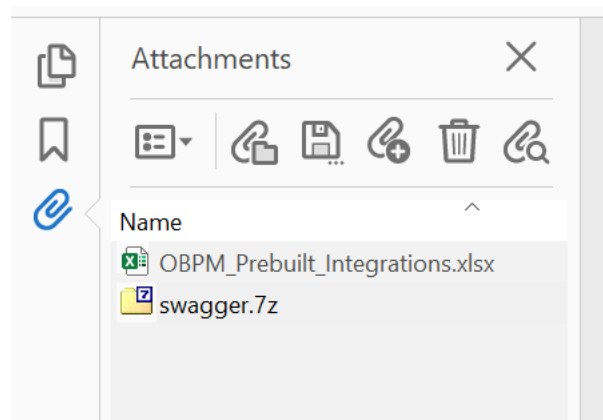
NOTE: Only the Rest APIs listed in the attached excel should be used

Perform the following steps to view the **OBPM_Prebuilt_Integrations.xlsx** and **Swagger.zip** attachments:

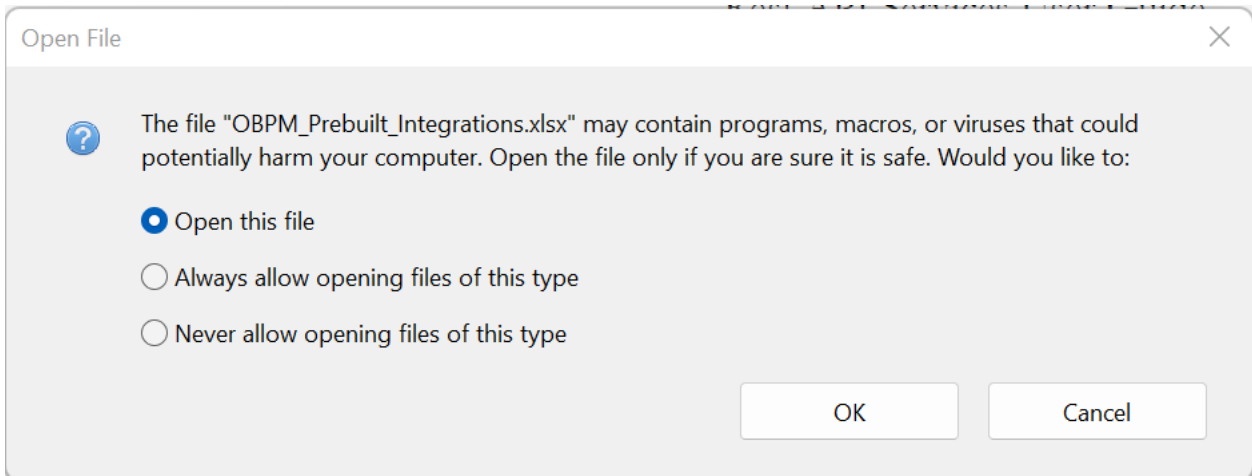
1. Download the **Rest API Services User Guide** to local drive or desktop.
2. Open the **Rest API Services User Guide** pdf.

Note: It is recommended to open the document in Adobe Acrobat Reader.

3. Click  icon on the left pane of the opened document.
 - Under the **Attachments** column, all attached files are displayed.



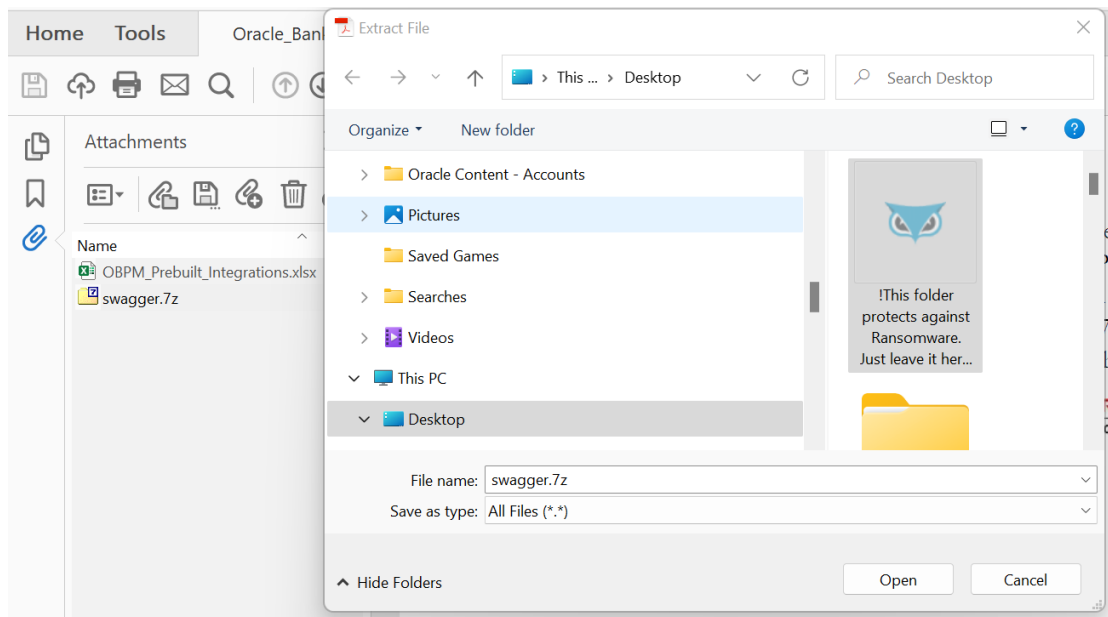
4. On the Attachments pane, right-click on the attachment, and click **Open Attachment** option.
 - The **Open File** window is displayed.



5. In the **Open File** window, select the **Open this file** option, and click **OK**.
 - The selected attachment is opened in a pre-defined file format such as Excel, Zip, etc.

Perform the following steps to download or save the **OBPM_Prebuilt_Integrations.xlsx** and **swagger.zip** attachments:

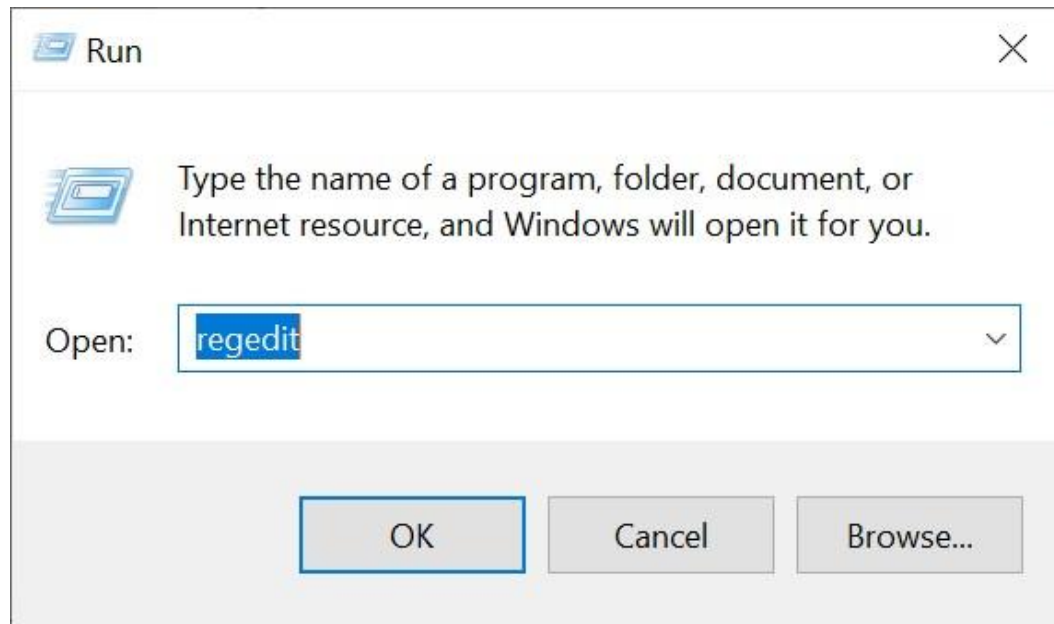
1. Under the **Attachments** column, right-click on the attachment to be saved and click the **Save Attachment** option.
 - **Extract File** window is displayed.
2. Select the destination folder and click **Save**.



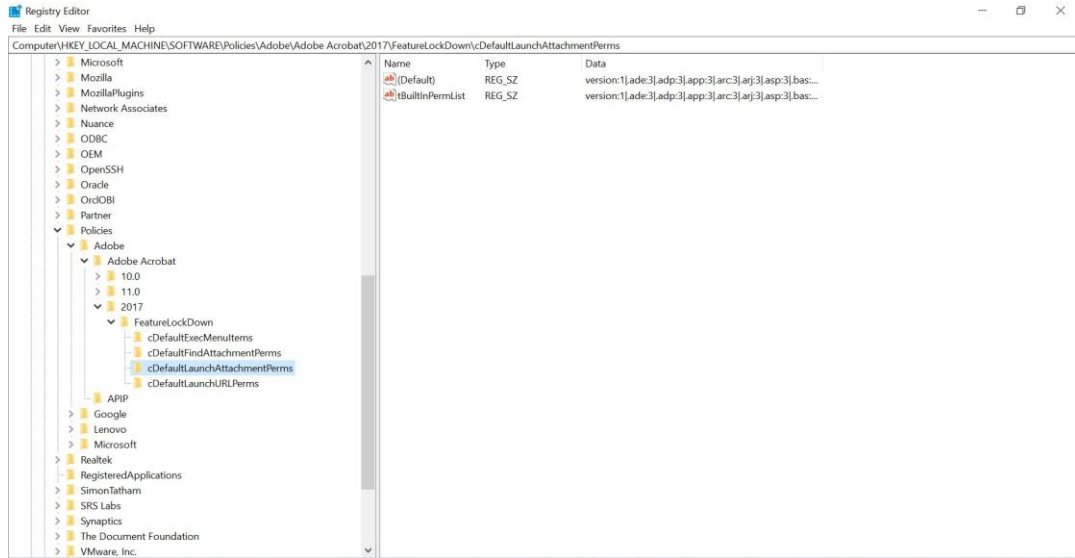
Troubleshooting Steps:

If you are unable to open the *swagger.zip* attachment, refer to the following steps:

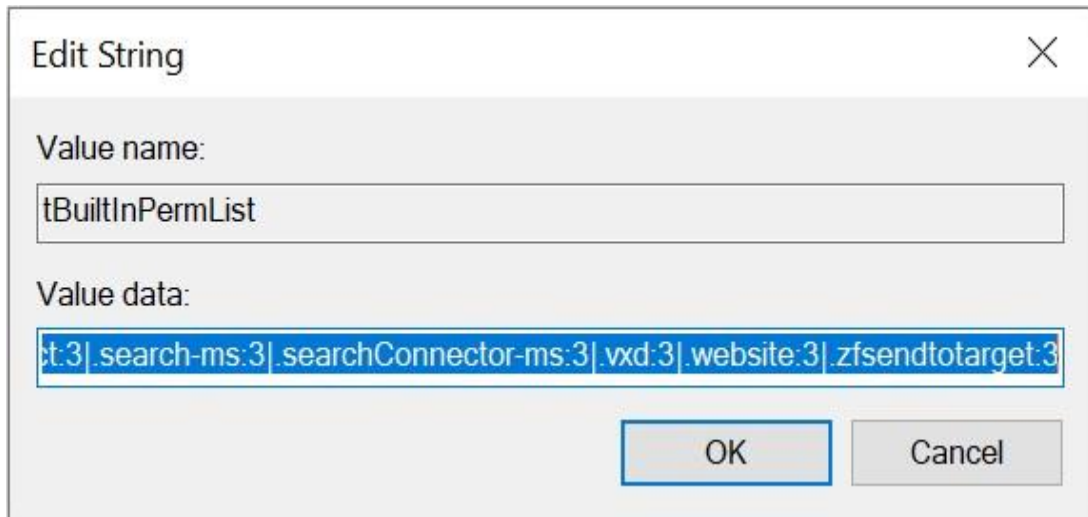
1. Open the **Run** application from the **Start** menu.
 - The **Run** pop-up window is displayed.
2. Type **regedit** into the **Open** box and click **OK**.



- The **User Account Control** window is displayed.
3. On **User Account Control** window, click **Yes** to allow the **Registry Editor** application to make changes to the device.
 - The **Registry Editor** application is displayed.
 4. Navigate to the following registry key:
HKEY_LOCAL_MACHINE\software\policies\adobe\AdobeAcrobat\DC\Feature LockDown\cDefaultLaunchAttachmentPerms



5. Double-click on **tBuiltInPermList**.
 - The **Edit String** pop-up window is displayed.



6. In the **Value Data** field, locate the .zip file type extension and change the subsequent number to **1**.

version:1|.ade:3|.adp:3|.app:3|.arc:3|.arj:3|.asp:3|.bas:3|.bat:3|.bz:3|.bz2:3|.cab:3|.chm:3|.class:3|.cmd:3|.com:3|.command:3|.cpl:3|.crt:3|.csh:3|.desktop:3|.dll:3|.exe:3|.fxp:3|.gz:3|.hex:3|.hlp:3|.hqx:3|.hta:3|.inf:3|.ini:3|.ins:3|.isp:3|.its:3|.job:3|.js:3|.jse:3|.ksh:3|.lnk:3|.lzh:3|.mad:3|.maf:3|.mag:3|.mam:3|.maq:3|.mar:3|.mas:3|.mat:3|.mau:3|.mav:3|.maw:3|.mda:3|.mdb:3|.mde:3|.mdt:3|.mdw:3|.mdz:3|.msc:3|.msi:3|.msp:3|.mst:3|.ocx:3|.ops:3|.pcd:3|.pi:3|.pif:3|.prf:3|.prg:3|.pst:3|.rar:3|.reg:3|.scf:3|.scr:3|.sct:3|.sea:3|.shb:3|.shs:3|.sit:3|.tar:3|.taz:3|.tgz:3|.tmp:3|.url:3|.vb:3|.vbe:3|.vbs:3|.vsmacros:3|.vss:3|.vst:3|.vsw:3|.webloc:3|.ws:3|.wsc:3|.wsf:3|.wsh:3|.z:3|.zip:1|.zlo:3|.zoo:3|.pdf:2|.fdf:2|.jar:3|.pkg:3|.tool:3|.term:3|.acm:3|.asa:3|.aspx:3|.ax:3|.ad:3|.application:3|.asx:3|.cer:3|.cfg:3|.chi:3|.class:3|.clb:3|.cnt:3|.cnv:3|.cpx:3|.crx:3|.der:3|.drv:3|.fon:3|.gadget:3|.grp:3|.htt:3|.ime:3|.jnlp:3|.local:3|.manifest:3|.mmc:3|.mof:3|.msh:3|.msh1:3|.msh2:3|.mshxml:3|.msh1xml:3|.msh2xml:3|.mui:3|.nls:3|.pl:3|.perl:3|.plg:3|.ps1:3|.ps2:3|.ps1xml:3|.ps2xml:3|.psc1:3|.psc2:3|.py:3|.pyc:3|.pyo:3|.pyd:3|.rb:3|.sys:3|.tlb:3|.tsp:3|.xbap:3|.xnk:3|.xpi:3|.air:3|.appref-ms:3|.desklink:3|.glk:3|.library-ms:3|.mapimail:3|.mydocs:3|.sct:3|.search-ms:3|.searchConnector-ms:3|.vxd:3|.website:3|.zfsendtotarget:3