

Trade 360 Degree User Guide

Oracle Banking Trade Finance Process Management

Release 14.7.5.0.0

Part No. G15303-01

September 2024

Oracle Banking Trade 360 Degree User Guide
Oracle Financial Services Software Limited

Oracle Park
Off Western Express Highway
Goregaon (East)
Mumbai, Maharashtra 400 063
India
Worldwide Inquiries:
Phone: +91 22 6718 3000
Fax: +91 22 6718 3001
www.oracle.com/financialservices/

Copyright © 2024, Oracle and/or its affiliates. All rights reserved.

Oracle and Java are registered trademarks of Oracle and/or its affiliates. Other names may be trademarks of their respective owners.

U.S. GOVERNMENT END USERS: Oracle programs, including any operating system, integrated software, any programs installed on the hardware, and/or documentation, delivered to U.S. Government end users are “commercial computer software” pursuant to the applicable Federal Acquisition Regulation and agency-specific supplemental regulations. As such, use, duplication, disclosure, modification, and adaptation of the programs, including any operating system, integrated software, any programs installed on the hardware, and/or documentation, shall be subject to license terms and license restrictions applicable to the programs. No other rights are granted to the U.S. Government.

This software or hardware is developed for general use in a variety of information management applications. It is not developed or intended for use in any inherently dangerous applications, including applications that may create a risk of personal injury. If you use this software or hardware in dangerous applications, then you shall be responsible to take all appropriate failsafe, backup, redundancy, and other measures to ensure its safe use. Oracle Corporation and its affiliates disclaim any liability for any damages caused by use of this software or hardware in dangerous applications.

This software and related documentation are provided under a license agreement containing restrictions on use and disclosure and are protected by intellectual property laws. Except as expressly permitted in your license agreement or allowed by law, you may not use, copy, reproduce, translate, broadcast, modify, license, transmit, distribute, exhibit, perform, publish or display any part, in any form, or by any means. Reverse engineering, disassembly, or decompilation of this software, unless required by law for interoperability, is prohibited.

The information contained herein is subject to change without notice and is not warranted to be error-free. If you find any errors, please report them to us in writing.

This software or hardware and documentation may provide access to or information on content, products and services from third parties. Oracle Corporation and its affiliates are not responsible for and expressly disclaim all warranties of any kind with respect to third-party content, products, and services. Oracle Corporation and its affiliates will not be responsible for any loss, costs, or damages incurred due to your access to or use of third-party content, products, or services.

Contents

1. Preface	1-1
1.1 Introduction.....	1-1
1.2 Audience.....	1-1
1.3 Documentation Accessibility.....	1-1
1.4 Organization	1-1
1.5 Related Documents	1-1
1.6 Diversity and Inclusion.....	1-1
1.7 Conventions.....	1-2
1.8 Screenshot Disclaimer.....	1-2
1.9 Glossary of Icons.....	1-2
2. Trade 360 Degree	2-1
2.1 Accessing Trade 360 Degree	2-1
2.1.1 <i>Trade 360 Degree</i>	2-3
2.1.2 <i>Trade 360 Summary</i>	2-5
2.1.3 <i>Documentary Credit Tab</i>	2-8
2.1.4 <i>Documentary Collection Tab</i>	2-10
2.1.5 <i>Guarantee and Stand-By-LCs Collection Tab</i>	2-12
2.1.6 <i>Limit Tab</i>	2-14
2.1.7 <i>Transaction Details</i>	2-15

1. Preface

1.1 Introduction

This user manual is designed to help you quickly get acquainted with Trade 360 **Degree** process in Oracle Banking Trade Finance Process Management.

1.2 Audience

This manual is intended for the following User/User Roles:

- Oracle Implementers
- Customer Service Representatives (CSRs)
- Oracle user

1.3 Documentation Accessibility

For information about Oracle's commitment to accessibility, visit the Oracle Accessibility Program website at <http://www.oracle.com/pls/topic/lookup?ctx=acc&id=docacc>.

Access to Oracle Support

Oracle customers that have purchased support have access to electronic support through My Oracle Support. For information, visit <http://www.oracle.com/pls/topic/lookup?ctx=acc&id=info> or visit <http://www.oracle.com/pls/topic/lookup?ctx=acc&id=trs> if you are hearing impaired.

1.4 Organization

This manual is organized into the following chapters:

- Preface gives information on the intended audience, structure, and related documents for this User Manual.
- The subsequent chapters provide an overview to the module.

1.5 Related Documents

- Getting Started User Guide
- Common Core User Guide

1.6 Diversity and Inclusion

Oracle is fully committed to diversity and inclusion. Oracle respects and values having a diverse workforce that increases thought leadership and innovation. As part of our initiative to build a more inclusive culture that positively impacts our employees, customers, and partners, we are working to remove insensitive terms from our products and documentation. We are also mindful of the necessity to maintain compatibility with our customers' existing technologies and the need to ensure continuity of service as Oracle's offerings and industry

standards evolve. Because of these technical constraints, our effort to remove insensitive terms is ongoing and will take time and external cooperation.

1.7 Conventions

The following text conventions are used in this document:

Convention	Meaning
boldface	Boldface type indicates graphical user interface elements associated with an action, or terms defined in text.
<i>italic</i>	Italic type indicates book titles, emphasis, or placeholder variables for which you supply particular values.
monospace	Monospace type indicates commands within a paragraph, URLs, code in examples, text that appears on the screen, or text that you enter.

1.8 Screenshot Disclaimer

Personal information used in the interface or documents is dummy and does not exist in the real world. It is only for reference purposes.

1.9 Glossary of Icons

This User Manual may refer to all or some of the following icons.

Icons	Function
	Exit
	Add row
	Delete row
	Option List

2. Trade 360 Degree

Corporates usually have multiple Trade transaction involving various trade products, the Trade 360 widget allows the user to view wholistically.

The Trade 360 allows the user to view all the Trade transactions booked by the customer in various trade products in a single page. The user can view Trade-360 details through widget and through Menu.

Following are the tabs in Trade 360 Degree screen

- Trade 360 Summary
- Documentary Credit
- Documentary Collection
- Guarantees and Stand By LCs

On Customer ID Search, the Trade 360 page loads with the transaction details by default. On visiting of each tab, the transaction pertaining to each widget should display based on the filter criteria.

The user can set the filter criteria for each widget and the results get displayed based on the filter criteria. The user can view the transaction details as separate screen (read only), by clicking the Reference number link in any of the table grid.

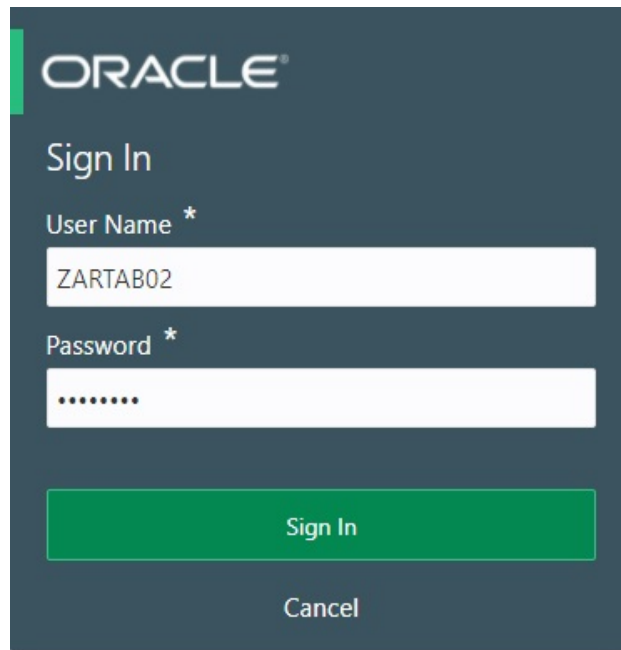
The facility of switching over from the Table structure to Pie chart mode and vice versa is also available in the screen.

This section contains the following topics:

Accessing Trade 360 Degree	Trade 360 Summary
Documentary Credit Tab	Documentary Collection Tab
Guarantee and Stand-By-LCs Collection Tab	Limit Tab
Transaction Details	

2.1 Accessing Trade 360 Degree

1. Using the entitled login credentials, login to the OBTFPM application.



ORACLE®

Sign In

User Name *

ZARTAB02

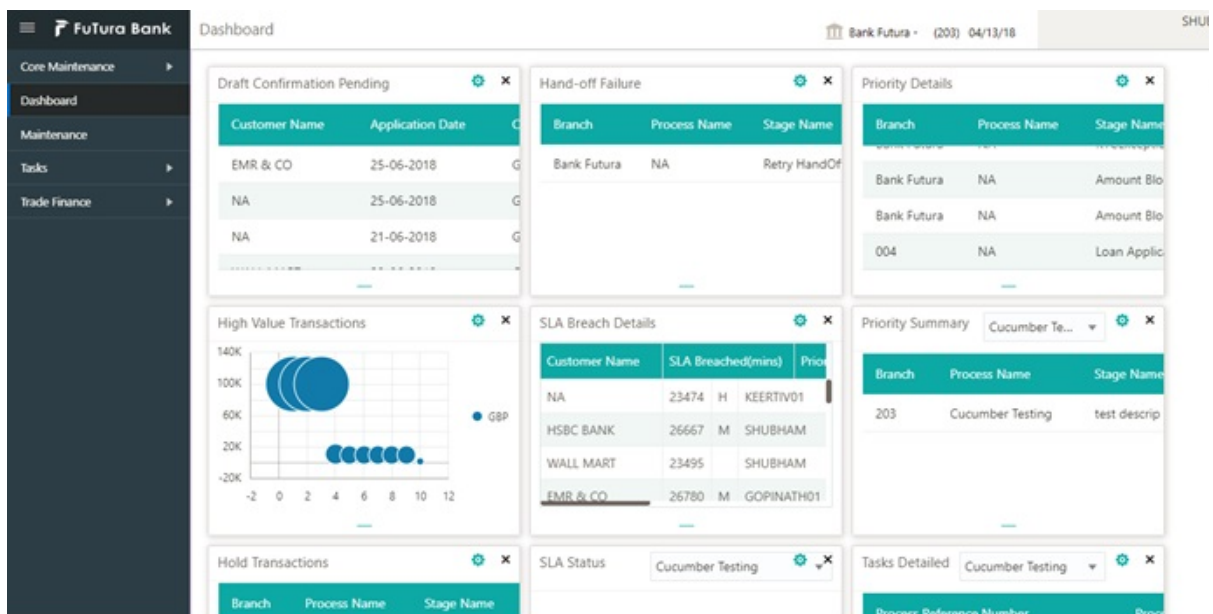
Password *

.....

Sign In

Cancel

- On login, user must be able to view the dashboard screen with widgets as mapped to the user.



FuTura Bank Dashboard Bank Futura - (203) 04/13/18 SHUI

Core Maintenance > Dashboard Maintenance Tasks > Trade Finance >

Draft Confirmation Pending

Customer Name	Application Date	Stage Name
EMR & CO	25-06-2018	G
NA	25-06-2018	G
NA	21-06-2018	G

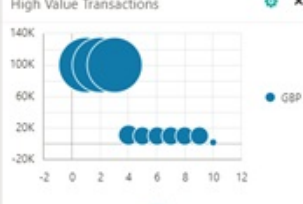
Hand-off Failure

Branch	Process Name	Stage Name
Bank Futura	NA	Retry HandOf

Priority Details

Branch	Process Name	Stage Name
Bank Futura	NA	Amount Blo
Bank Futura	NA	Amount Blo
004	NA	Loan Applic

High Value Transactions



SLA Breach Details

Customer Name	SLA Breached(mins)	Prior
NA	23474	H KEERTIV01
HSBC BANK	26667	M SHUBHAM
WALL MART	23495	SHUBHAM
EMR & CO	26780	M GOPINATH01

Priority Summary

Cucumber Te...

Branch	Process Name	Stage Name
203	Cucumber Testing	test descrip

Hold Transactions

Branch	Process Name	Stage Name
--------	--------------	------------

SLA Status

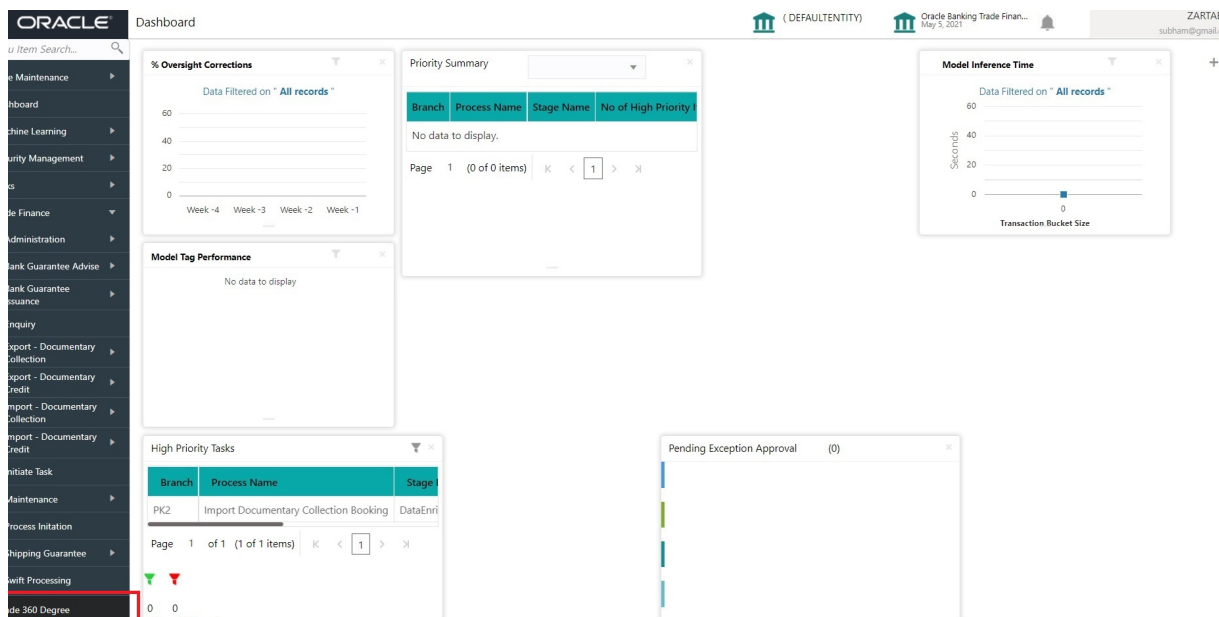
Cucumber Testing

Tasks Detailed

Cucumber Testing

Process Reference Number	Proo
--------------------------	------

3. Click Trade Finance> Trade 360 Degree.

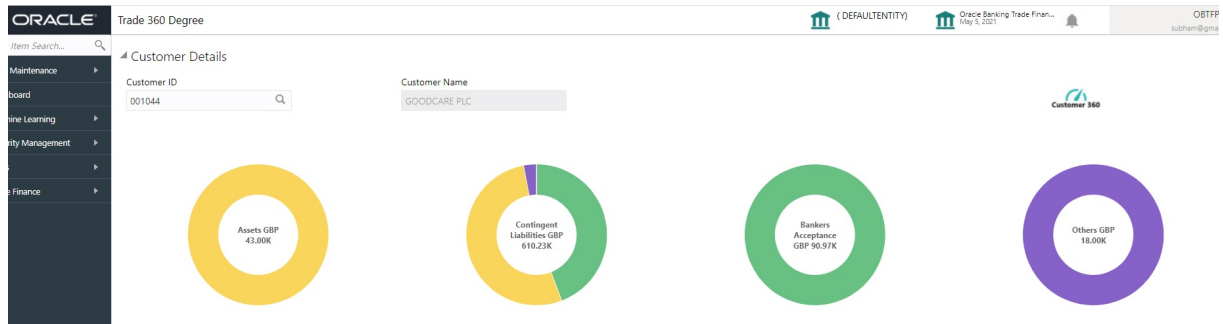


2.1.1 Trade 360 Degree

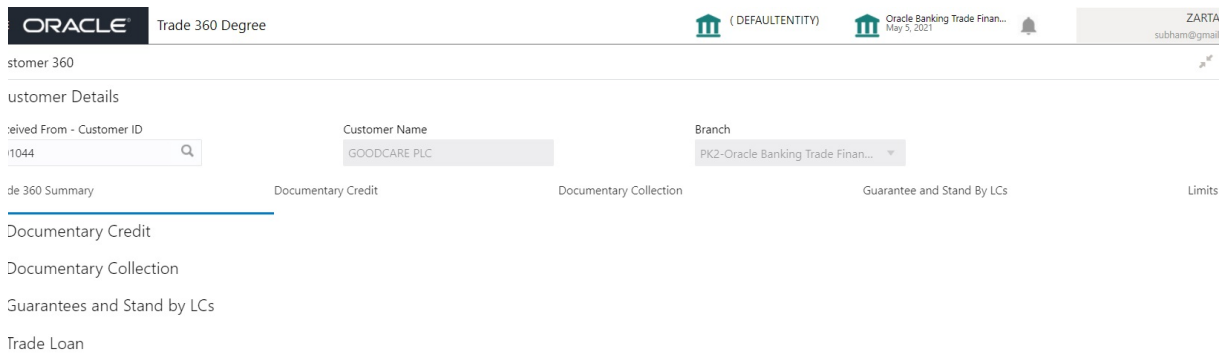
The screenshot shows the Oracle Trade 360 Degree Customer Details form. The left sidebar highlights 'Trade 360 Degree'. The form header shows the Oracle logo, 'Trade 360 Degree', and user information. The main content area has a 'Customer Details' section with two input fields: 'Customer ID' and 'Customer Name'.

Field	Description	Sample Values
Customer Id	Provide the Customer Id. Alternatively, user can search the Customer Id using LOV. During the Fetch action, the Customer Id, Customer Name and Brancisd display as result	
Customer Name	Customer Name will be populated based on the selected Customer Id from the LOV.	EMR & CO

4. On successful selection of the Customer Id, the pie chart is displayed.



5. Click the Customer 360 speedometer icon. The Trade 360 Summary screen will display the details. The user can click each tab to view the details.



2.1.2 Trade 360 Summary

The Summary Tab displays the Outstanding Balances of trade transactions in various heads like Documentary Credit (Import & Export), Documentary Collection (Import & Export), and Guarantees and Stand-By-LCs. The user can click each head to view the details.

Oracle

Trade 360 Degree

(DEFAULTTENITY)

Oracle Banking Trade Finan...
May 3, 2021

ZART
subham@gmail.com

Customer Details

Served From - Customer ID

044

Customer Name

GOODCARE PLC

Branch

PK2-Oracle Banking Trade Finan...

e 360 Summary

Documentary Credit

Documentary Collection

Guarantee and Stand By LCs

Limits

Documentary Credit

Description	Count	OS Amount In LCY
LC Issued	16	230368.46
Bills Advanced	0	0
Collection O/S	10	79893.08

Page 1 of 1 (1-3 of 3 items)

Documentary Collection

Description	Count	OS Amount In LCY
Advanced	0	0
Other Collections	1	13846.15
Overdue	0	0

Page 1 of 1 (1-3 of 3 items)

Guarantees and Stand by LCs

Description	Count	OS Amount In LCY
Bank Guarantee Issued against Customer Request	5	304000
Bank Guarantee Issued against Counter Guarantee	0	0
Shipping Guarantee Issued	4	13400
Stand-by-LCs Issued	0	0

Page 1 of 1 (1-4 of 4 items)

Trade Loan

Description	Count	OS Amount In LCY
Advance by Loan	0	0

Page 1 of 1 (1 of 1 items)

Export

Description	Count	OS Amount In LCY
LC Advised	12	617800
Bills Negotiated	5	15000
Collection O/S	0	0

Page 1 of 1 (1-3 of 3 items)

Export

Description	Count	OS Amount In LCY
Financed	0	0
Other Collections	0	0
Overdue	0	0

Page 1 of 1 (1-3 of 3 items)

Advised

Description	Count	OS Amount In LCY
Bank Guarantee Advised	5	14300
Standby-LC Advised	0	0

Page 1 of 1 (1-2 of 2 items)

Export

Description	Count	OS Amount In LCY
Pre-Shipment Finance	0	0
Link To Loan	0	0

Page 1 of 1 (1-2 of 2 items)

Field	Description	Sample Values
Customer Id	The Customer ID that the user has searched the using LOV.	
Customer Name	Customer Name will be populated based on the selected Customer Id from the LOV.	EMR & CO
Branch	Customer Name will be populated based on the selected Customer Id from the LOV.	EMR & CO

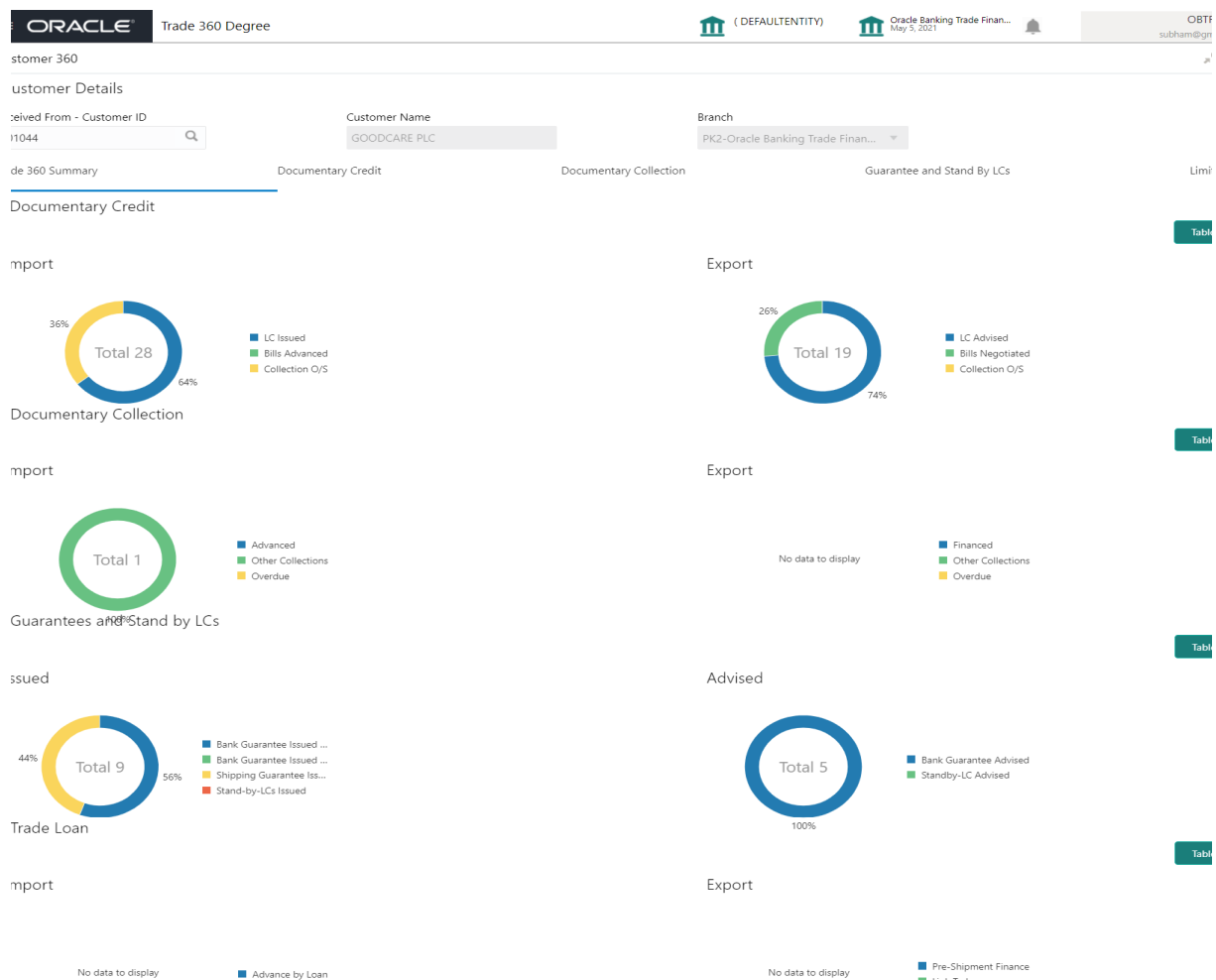
Documentary Credit		
Import		
Description	Displays the description of the Import LC.	EMR & CO

Field	Description	Sample Values
Count	Displays the count of LC.	
OS Amount in Local Currency	Displays the Amount in local currency	
Export		
Description	Displays the description of the export LC.	EMR & CO
Count	Displays the count of export LC.	
OS Amount in Local Currency	Displays the Amount in local currency	
Documentary Collection		
Import		
Description	Displays the description of the Import collection.	EMR & CO
Count	Displays the count of import collection.	
OS Amount in Local Currency	Displays the Amount in local currency	
Export		
Description	Displays the description of the export collection.	EMR & CO
Count	Displays the count of export collection.	
OS Amount in Local Currency	Displays the Amount in local currency	
Guarantees and Stand by LCs		
Issued		
Description	Displays the description of the guarantee and standby LCs.	
Count	Displays the count of guarantee and standby LCs.	
OS Amount in Local Currency	Displays the Amount in local currency	
Advised		
Description	Displays the description of the guarantee advise LC.	
Count	Displays the count of guarantee advise LC.	
OS Amount in Local Currency	Displays the Amount in local currency	
Trade Loan		

Field	Description	Sample Values
Import		
Description	Displays the description of the trade loan.	
Count	Displays the count of trade loan.	
OS Amount in Local Currency	Displays the Amount in local currency	
Export		
Description	Displays the description of the trade loan.	
Count	Displays the count of trade loan.	
OS Amount in Local Currency	Displays the Amount in local currency	

2.1.2.1 Pie Chart View

- Click the **Pie** button in any widget, the table format widget is displayed as Pie chart Or click **Table** button to view the table.



2.1.3 Documentary Credit Tab

Documentary Credit Tab, should display both the LC and BC details from Import and Export. User can filter the records based on the filter options

- Click the **Documentary Credit** Tab, the Trade 360 Degree screen with Documentary Credit details is displayed with two sub section for displaying LC Details and Bills Details.

Oracle Trade 360 Degree

Documentary Credit

Documentary Collection

Guarantee and Stand By LCs

Limits

Documentary Credit

Details

Import

Search

Type to filter

Branch	Product Code	Contract Reference Number	LC Currency	LC Amount	Issue Date	Expiry Date	Operation Code	Party Type
K2	ILUN	PK2ILUN211250001	GBP		2021-05-05	2021-08-03	OPN	APP
K2	ILUN	PK2ILUN211250501	GBP		2021-05-05	2021-08-03	OPN	APP
K2	ILUN	PK2ILUN211252001	GBP		2021-05-05	2021-08-03	OPN	APP
K2	ILUN	PK2ILUN211252503	GBP		2021-05-05	2021-08-03	OPN	APP
K2	ILUN	PK2ILUN211251002	GBP		2021-05-05	2021-08-03	OPN	APP

Page 1 of 4 (1-5 of 18 items)

Export

Search

Type to filter

Branch	Product Code	Contract Reference Number	LC Currency	LC Amount	Issue Date	Expiry Date	Operation Code	Party Type
K2	ELAC	PK2ELAC211250012	GBP		2021-05-05	2021-08-03	ADV	BEN
K2	ELAC	PK2ELAC211252501	GBP		2021-05-05	2021-08-03	ADV	BEN
K2	ELAC	PK2ELAC211250004	GBP		2021-05-05	2021-08-03	ADV	BEN
K2	ELAC	PK2ELAC211250006	GBP		2021-05-05	2021-08-03	ADV	BEN
K2	ELAC	PK2ELAC211252002	GBP		2021-05-05	2021-08-03	ADV	BEN

Page 1 of 3 (1-5 of 14 items)

Field	Description	Sample Values
LC Details		
Search Filter	<p>The search filter criteria should be based on the column headers.</p> <p>Example:</p> <p>If the filter criteria is set as "ILUN", the result should display only the contracts available in the ILUN product alone.</p>	
Import	<p>The Import LC Contracts that are in active status and authorized pertaining to a corporate customer should be queried from the OBTF and displayed in LC Details frame.</p>	
Branch	Displays the branch code of the Import LC.	
Product Code	Displays the product code of the import LC.	
Contract Reference Number	Displays the Contract reference number.	
LC Currency	Displays the currency of LC.	
LC Amount	Displays the Amount of LC currency.	
Issue Date	Displays the date on which the import LC is issued.	
Expiry Date	Displays the expiry date of the issued LC.	

Field	Description	Sample Values
Operation Code	Displays the operation code of import LC.	
Party Type	Displays the party type of import LC.	
Export	The Export LC Contracts that are in active status and authorized pertaining to a corporate customer should be queried from the OBTF and displayed in LC Details frame.	
Branch	Displays the branch code of the export LC.	
Product Code	Displays the product code of the export LC.	
Contract Reference Number	Displays the Contract reference number.	
LC Currency	Displays the currency of LC.	
LC Amount	Displays the Amount of LC currency.	
Issue Date	Displays the date on which the export LC is issued.	
Expiry Date	Displays the expiry date of the issued LC.	
Operation Code	Displays the operation code of export LC.	
Party Type	Displays the party type of export LC.	
Bill Details		
Search Filter	<p>The search filter criteria should be based on the column headers.</p> <p>Example:</p> <p>If the filter criteria is set as "ILUN", the result should display only the contracts available in the ILUN product alone.</p>	
Import	<p>Bill contracts that are in active status, authorized and Under Letter of credit as "Yes" pertaining to a corporate customer should be queried from the OBTF and displayed in Import Details frame.</p> <p>The Export bill should display all the transaction Initial and Final stage.</p>	
Branch	Displays the branch code of the Import Bill.	
Product Code	Displays the product code of the import Bill.	
Contract Reference Number	Displays the Contract reference number of the import Bill.	
LC Currency	Displays the currency of Bill.	
LC Amount	Displays the Amount of Bill currency.	
Issue Date	Displays the date on which the import Bill is issued.	
Expiry Date	Displays the expiry date of the issued Bill.	

Field	Description	Sample Values
Operation Code	Displays the operation code of import Bill.	
Party Type	Displays the party type of import Bill.	
Export	<p>The the Export Bill contracts that are in active status, authorized and Under Letter of credit as “Yes” pertaining to a corporate customer should be queried from the OBTF and displayed in Export Details frame.</p> <p>The Export bill should display all the transaction in Initial and Final stage..</p>	
Branch	Displays the branch code of the export Bill.	
Product Code	Displays the product code of the export Bill.	
Contract Reference Number	Displays the Contract reference number of the export Bill.	
LC Currency	Displays the currency of Bill.	
LC Amount	Displays the Amount of Bill currency.	
Issue Date	Displays the date on which the export Bill is issued.	
Expiry Date	Displays the expiry date of the issued Bill.	
Operation Code	Displays the operation code of export Bill.	
Party Type	Displays the party type of export Bill.	

2.1.4 **Documentary Collection Tab**

Documentary Collection Tab, should display with two sub section for displaying Bills Details.

8. Click the **Documentary Collection** Tab, the Trade 360 Degree screen with Documentary Collection details is displayed.

Trade 360 Degree

(DEFAULTITY)
 Oracle Banking Trade Finan... May 5, 2021

OE subham@

Importer 360

Customer Details

Invoiced From - Customer ID
044

Customer Name
GOODCARE PLC

Branch
PK2-Oracle Banking Trade Finan...

360 Summary
 Documentary Credit
 Documentary Collection
 Guarantee and Stand By LCs
 Limits

Documentary Collection

Details

Import

Search
Type to filter

Branch	Product Code	Contract Reference Number	Bill Currency	Bill Amount	Maturity Date	Ten Date	Bill Due Amount	Tenor	Party Type
PK2	IULL	PK2IULL19081A9N8	GBP	5000	2019-04-22	2019-03-22			DRAWEE
PK2	ISLP	PK2ISLP190814501	GBP	50000	2019-03-22	2019-03-22			DRAWEE
PK2	ISLP	PK2ISLP190814002	GBP	40000	2019-03-22	2020-03-22			DRAWEE
PK2	ISLP	PK2ISLP190813001	GBP	40000	2019-03-22	2020-03-22			DRAWEE
PK2	ISLP	PK2ISLP190812501	GBP	40000	2019-03-22	2020-03-22			DRAWEE

Page 1 of 1 (1-5 of 5 items)

Export

Search
Type to filter

Branch	Product Code	Contract Reference Number	Bill Currency	Bill Amount	Maturity Date	Ten Date	Bill Due Amount	Tenor	Party Type
PK2	ESCC	PK2ESCC190812002	GBP	20000	2019-03-22	2019-03	2019-03-22		DRAWER
PK2	EUNA	PK2EUNA190816002	GBP	50000	2019-04-22	2019-03	2019-03-22		DRAWER
PK2	EUUD	PK2EUUD191263501	GBP	100000	2019-06-05	2019-05	2019-05-05		DRAWER
PK2	EUUD	PK2EUUD191261001	GBP	500	2019-06-05	2019-05	2019-05-05		DRAWER

Page 1 of 1 (1-4 of 4 items)

Field	Description	Sample Values
Bill Details		
Search Filter	<p>The search filter criteria should be based on the column headers</p> <p>The filter criteria is set as "IULL" in Import BC widget, the result should be displayed only the contracts available in the IULL product alone.</p> <p>Example:</p> <p>The filter criteria is set as "IULL" in Import BC widget, the result should be displayed only the contracts available in the IULL product alone.</p>	
Import	<p>Import Bill contracts that are in active status, authorized and Under Letter of credit as "No" pertaining to a corporate customer should be queried from the OBTF and displayed in Import Details frame.</p> <p>The Import bill should display all the transaction Initial and Final stage.</p>	
Branch	Displays the branch code of the Import bill.	
Product Code	Displays the product code of the import bill.	
Contract Reference Number	Displays the Contract reference number.	
Bill Currency	Displays the currency of bill.	

Field	Description	Sample Values
Bill Amount	Displays the Amount of bill.	
Maturity Date	Displays the maturity date of the import bill.	
Transaction Date	Displays the transaction date of the import bill.	
Bill Due Amount	Displays the bill due amount of import bill.	
Tenor	Displays the tenor of import bill.	
Party Type	Displays the party type of import bill.	
Export	<p>The Export Bill contracts that are in active status, authorized and Under Letter of credit as “No” pertaining to a corporate customer should be queried from the OBTF and displayed in Export Details frame.</p> <p>The Export bill should display all the transaction Initial and Final stage.</p>	
Branch	Displays the branch code of the export bill.	
Product Code	Displays the product code of the export bill.	
Contract Reference Number	Displays the Contract reference number.	
Bill Currency	Displays the currency of bill.	
Bill Amount	Displays the bill amount.	
Maturity Date	Displays the maturity date of the export bill.	
Transaction Date	Displays the transaction date of the export bill.	
Bill Due Amount	Displays the bill due amount of export bill.	
Tenor	Displays the tenor of export bill.	
Party Type	Displays the party type of export bill.	

2.1.5 Guarantee and Stand-By-LCs Collection Tab

Guarantee and Stand-By-LCs Tab, displays all the Guaranties and Stand-By-LCs in single frame.

9. Click the **Guarantee and Stand-By-LCs** Tab, the Trade 360 Degree screen with Guarantee and Stand-By-LCs details is displayed.

ORACLE Trade 360 Degree (DEFAULTTENITY) Oracle Banking Trade Finan... May 3, 2021 OBTFF subham@gmail

Customer 360

Customer Details

Created From - Customer ID: 3327

Customer Name: FIXNETIX

Branch: PK1-Oracle Banking Trade Finan...

Trade 360 Summary Documentary Credit Documentary Collection **Guarantee and Stand By LCs** Limits

Guarantee and Stand By LCs

LC Details Search

Branch	Product Code	Product Type	Contract Reference Number	Bill Currency	Bill Amount	Issue Date	Expiry Date	Applicant
PK2	GUIR		PK2GUIR19081A83Q	GBP	233333	2019-03-22	2019-06-22	
PK2	GUIR		PK2GUIR19081A6Y2	GBP	58000	2019-03-22	2021-06-22	
PK2	GUIR		PK2GUIR19081ASJZ	GBP	80000	2019-05-06	2019-07-22	
PK2	GUIR		PK2GUIR19126ANXB	GBP	54000	2019-05-06	2019-06-06	
PK2	GUAD		PK2GUAD190819501	GBP	11000	2019-03-22	2019-06-06	

Page 1 of 29 (1-5 of 142 items)

Field	Description	Sample Values
Search Filter	The search filter criteria should support only the column headers from the respective resultant frame. Example: The filter criteria is set as "GUIR" in Import LC widget, the result should be displayed only the contracts available in the GUIR product alone.	
LC Details	The Advice, and Issuance contracts that are in active status, authorized pertaining to a corporate customer should be queried from the OBTF and displayed in LC Details frame.	
Branch	Displays the branch code of the Guarantee and Stand-By-LCs.	
Product Code	Displays the product code of the Guarantee and Stand-By-LCs.	
Product Type	Displays the product type of the Guarantee and Stand-By-LCs.	
Contract Reference Number	Displays the Contract reference number.	
LC Currency	Displays the currency of Guarantee and Stand-By-LCs.	
LC Amount	Displays the Guarantee and Stand-By-LCs amount.	
Issue Date	Displays the date on which the Guarantee and Stand-By LC is issued.	
Expiry Date	Displays the expiry date of the issued LC.	
Applicant	Enter valid customer id.	

2.1.6 Limit Tab

Limit Tab, displays all the limit line details in single frame.

10. Click the **Limit** Tab, the Trade 360 Degree screen with limit line details is displayed.

Customer 360

Customer Details

Received From - Customer ID
1044

Customer Name
GOODCARE PLC

Branch
PK2-Oracle Banking Trade Finan...

Trade 360 Summary Documentary Credit Documentary Collection Guarantee and Stand By LCs **Limits**

Limit

Line Code	Line Serial	Line Description	Line Currency	Line Expiry Date	Liability Number	Liability ID	Record Status
No data to display.							

Page 1 (0 of 0 items) < 1 >

Field	Description	Sample Values
Line Code	Displays the limit line code.	
Line Serial	Displays the line serial number	
Line Description	Displays the description of the line limit.	
Line Currency	Displays the currency of line limit.	
Liability Number	Displays the liability number of the of line limit.	
Liability ID	Displays the liability Id of the of line limit.	
Record Status	Displays the record status of line limit.	

2.1.7 Transaction Details

11. Click the Contract Reference Number link, in any of the Trade-360 widgets, the details about the transaction is displayed as below.

umentary Credit LC Details -> PK2ILUN211250501

de Finance Details

LC

Party Details

Limit & Collateral

Charge

Events & Accounting

Messages

Amendment Details

Drawing Details

Document Upload

Remarks

Details

Applicable Rules

IRR LATEST VERSION

ant

44

GOODCARE PLC

Percentage Credit Amount Tolerance

/ 0

Date of Expiry

Aug 3, 2021

Beneficiary

000153

NATIONAL FREI

39C - Additional Amount Covered

31D - Place of Expiry

dfdfgt

32B - Currency Code, Amount

GBP

£11,000.00

51A - Applicant Bank

Amount In Local Currency

GBP

£11,000.00

Availability Details

Available with

df

41a-Available By

BY NEGOTIATION

42C-Drafts At

Drawee

df

Shipment Details

Partial Shipments

ALLOWED

Port of Discharge

43T-Transshipment

NOT ALLOWED

44A-Place of Taking in Charge

44C-Latest Date of Shipment

44E-Port of Loading

44D-Shipment Period

INCO Description of Goods and/or Services

Terms

INCO Terms Description

Cost, Insurance and Freight (named de

Goods Code	Goods Type	Goods Description	No of Units	Price per Unit	Total Amount	Action
0	G	dsfa				

Payment Details

Method for Presentation

21

Advise Through Bank

Amendment charges payable by

49-Confirmation Instructions

WITHOUT

78-Instructions to P/A/N Bank

58A - Requested Confirmation Party

72-Sender to Receiver Information

53A - Reimbursing Bank

71D - Charges

Document Details

Code	Name	Copy	Original	Description	Action
DOC	Air Way Documents	2	1/2	SET of Clauses for CIF	
DOC	Insurance Documents	2		Insurance Policy/Certificate is...	
DOC	Invoice Documents		1/2	Commercial invoice, duly sign...	
RDOC	Sea Way Documents	2	1/2	COPY OF FAX/TELEX ADVISIN...	
.	Bill of Lading				

1 of 2 (1-5 of 6 items) 1 2

Additional Conditions

FFC Code	FFC Description
71BCHARGES	
ADDCONDISS	
LCADV	
SNDRRVCVRINF2	

Revolving Details

Revolving

Reinstatement Date

Revolving In

Cumulative

Revolving Frequency

Automatic Reinstatement

Revolving Units

Clear

A

Accessing Trade 360 Degree 1

D

Documentary Collection Tab 11

Documentary Credit Tab 8

G

Guarantee and Stand-By-LCs Collection Tab 13

L

Limit Tab 14

T

Trade 360 Degree 3

Trade 360 Summary 5

 Pie Chart View 8

 Transaction Details 15