

# **Oracle Health Insurance Back Office**

## **HTTP Service Layer (HSL) User Manual**

Version 1.26

Part number: G24367-01

January 6, 2025

Copyright © 2011, 2025, Oracle and/or its affiliates. All rights reserved.

This software and related documentation are provided under a license agreement containing restrictions on use and disclosure and are protected by intellectual property laws. Except as expressly permitted in your license agreement or allowed by law, you may not use, copy, reproduce, translate, broadcast, modify, license, transmit, distribute, exhibit, perform, publish, or display any part, in any form, or by any means. Reverse engineering, disassembly, or decompilation of this software, unless required by law for interoperability, is prohibited.

The information contained herein is subject to change without notice and is not warranted to be error-free. If you find any errors, please report them to us in writing.

If this software or related documentation is delivered to the U.S. Government or anyone licensing it on behalf of the U.S. Government, the following notice is applicable:

#### **U.S. GOVERNMENT RIGHTS**

Programs, software, databases, and related documentation and technical data delivered to U.S. Government customers are “commercial computer software” or “commercial technical data” pursuant to the applicable Federal Acquisition Regulation and agency-specific supplemental regulations. As such, the use, duplication, disclosure, modification, and adaptation shall be subject to the restrictions and license terms set forth in the applicable Government contract, and, to the extent applicable by the terms of the Government contract, the additional rights set forth in FAR 52.227-19, Commercial Computer Software License (December 2007). Oracle USA, Inc., 500 Oracle Parkway, Redwood City, CA 94065.

This software is developed for general use in a variety of information management applications. It is not developed or intended for use in any inherently dangerous applications, including applications which may create a risk of personal injury. If you use this software in dangerous applications, then you shall be responsible to take all appropriate fail-safe, backup, redundancy, and other measures to ensure the safe use of this software. Oracle Corporation and its affiliates disclaim any liability for any damages caused by use of this software in dangerous applications.

Oracle is a registered trademark of Oracle Corporation and/or its affiliates. Other names may be trademarks of their respective owners.

This software and documentation may provide access to or information on content, products, and services from third parties. Oracle Corporation and its affiliates are not responsible for and expressly disclaim all warranties of any kind with respect to third-party content, products, and services. Oracle Corporation and its affiliates will not be responsible for any loss, costs, or damages incurred due to your access to or use of third-party content, products, or services.

Where an Oracle offering includes third party content or software, we may be required to include related notices. For information on third party notices and the software and related documentation in connection with which they need to be included, please contact the attorney from the Development and Strategic Initiatives Legal Group that supports the development team for the Oracle offering. Contact information can be found on the Attorney Contact Chart.

The information contained in this document is for informational sharing purposes only and should be considered in your capacity as a customer advisory board member or pursuant to your beta trial agreement only. It is not a commitment to deliver any material, code, or functionality, and should not be relied upon in making purchasing decisions. The development, release, and timing of any features or functionality described in this document remains at the sole discretion of Oracle.

This document in any form, software or printed matter, contains proprietary information that is the exclusive property of Oracle. Your access to and use of this confidential material is subject to the terms and conditions of your Oracle Software License and Service Agreement, which has been executed and with which you agree to comply. This document and information contained herein may not be disclosed, copied, reproduced, or distributed to anyone outside Oracle without prior written consent of Oracle. This document is not part of your license agreement nor can it be incorporated into any contractual agreement with Oracle or its subsidiaries or affiliates.

# CHANGE HISTORY

Release	Version	Changes
10.16.2.3.0	0.1	<ul style="list-style-type: none"> <li>New (internal) document CDO 15195</li> <li>Removed references to XML</li> </ul>
10.17.1.4.0	0.2	<ul style="list-style-type: none"> <li>Revised document.</li> </ul>
10.17.1.4.0	0.3	<ul style="list-style-type: none"> <li>Revised document</li> <li>Added chapter on 'Language Aspects'</li> </ul>
10.17.1.4.0	0.4	<ul style="list-style-type: none"> <li>Processed feedback from review by EVI</li> </ul>
10.17.1.4.0	0.5	<ul style="list-style-type: none"> <li>Processed feedback from review by KOS</li> </ul>
10.17.1.4.0	1.0	<ul style="list-style-type: none"> <li>Some minor textual changes, increased to version nr 1.0</li> </ul>
10.17.2.0.0	1.1	<ul style="list-style-type: none"> <li>Revised URLs for retrieving Swagger definition</li> <li>Revised comments for PL/SQL client code fragment</li> <li>Revised 'Error Handling' paragraph.</li> <li>Added 'Input Validation' paragraph</li> </ul>
10.17.2.2.0	1.2	<ul style="list-style-type: none"> <li>Revised HSL Technical Principles</li> <li>Added 'Basic Authentication' to Terminology</li> </ul>
10.18.1.0.0	1.3	<ul style="list-style-type: none"> <li>Changed title</li> <li>Added 'security aspects' to introduction with reference to <b>Doc[1]</b> for OAUTH2 and OPTIONS support</li> <li>Revised security item in 'HSL technical principles'</li> </ul>
w10.18.1.3.0	1.4	<ul style="list-style-type: none"> <li>Updated <a href="#">HTTP return codes</a></li> <li>Added paragraph about <a href="#">optimistic locking</a></li> </ul>
10.18.1.4.0	1.5	<ul style="list-style-type: none"> <li>Added 'How to bypass optimistic locking' to <a href="#">optimistic locking</a> paragraph</li> </ul>
10.18.1.4.0	1.6	<ul style="list-style-type: none"> <li>Updated HTTP Return Codes</li> <li>Updated '<a href="#">Optimistic Locking</a>'</li> </ul>
10.18.2.0.0	1.7	<ul style="list-style-type: none"> <li>Design Principles - updated</li> <li>HSL Technical Principles - updated</li> <li>Error Handling - clarified text</li> <li>Language Aspects: removed remarks about domain-based enumerations</li> <li>Language Aspects: removed 'Intended Behaviour' paragraph</li> </ul>
10.18.2.2.0	1.8	<ul style="list-style-type: none"> <li>Added specific usage aspects regarding <a href="#">HSL_C2B</a> service operations.</li> </ul>
10.18.2.3.0	1.9	<ul style="list-style-type: none"> <li>Some minor textual changes.</li> </ul>
10.19.1.0.0	1.10	<ul style="list-style-type: none"> <li>No changes. Republished with different part nr.</li> </ul>
10.19.1.2.0	1.11	<ul style="list-style-type: none"> <li>Documented x-ohibo-modification section in runtime swagger in the <a href="#">Service Definition structure paragraph</a>.</li> </ul>
10.19.1.4.0	1.12	<ul style="list-style-type: none"> <li>Error handling: operation of <a href="#">developer mode</a> changed</li> </ul>
10.19.2.0.0	1.13	<ul style="list-style-type: none"> <li>Updated <a href="#">HTTP Return Codes</a> and <a href="#">Optimistic locking</a></li> </ul>
10.20.1.0.0	1.14	<ul style="list-style-type: none"> <li>No changes, republished.</li> </ul>
10.20.6.0.0	1.15	<ul style="list-style-type: none"> <li>Interfacing Decisions slightly enhanced</li> </ul>
10.21.1.0.0	1.16	<ul style="list-style-type: none"> <li>Changes in <a href="#">optimistic locking</a> paragraph.</li> <li>New part number.</li> </ul>
10.22.1.0.0	1.17	<ul style="list-style-type: none"> <li>No changes, republished with new part number.</li> </ul>
10.23.1.0.0	1.18	<ul style="list-style-type: none"> <li>No changes, republished with new part number.</li> </ul>
10.23.3.0.0	1.19	<ul style="list-style-type: none"> <li>9.1. Oracle account: updated parameters of <code>alg_security_pck.hsl_grants</code></li> </ul>
10.23.4.0.0	1.20	<ul style="list-style-type: none"> <li>Index page fixed; missing chapter 9 added</li> </ul>
10.23.7.0.0	1.21	<ul style="list-style-type: none"> <li>x-ohibo-revision deleted (revision is now in info.version)</li> <li>Changes related to OpenAPI 3.1</li> <li>Response code 409 added</li> <li>Added chapter for <a href="#">idempotency, tracing and archiving</a></li> </ul>
10.23.8.0.0	1.22	<ul style="list-style-type: none"> <li>URL for runtime OpenAPI document added for OpenAPI 3.1 services</li> <li>Retention policy on idempotency keys added</li> </ul>
10.24.1.0.0	1.23	<ul style="list-style-type: none"> <li>Republished with new part number.</li> <li>Removed H3.2.2 as overriding the language at runtime has been removed.</li> <li>Clarified that unless changed Dutch will be the default language used for the responses of HSL webservice operations.</li> <li>Removed all references to the Accept-Language HTTP header as support for changing the session language through the use of this header has been removed.</li> </ul>
10.24.7.0.0	1.24	<ul style="list-style-type: none"> <li>Changes in <a href="#">Idempotency</a> paragraph</li> <li>Changes in <a href="#">HTTP Return codes</a> paragraph</li> <li>Changes in <a href="#">OHIBO-Specific extensions</a> paragraph</li> </ul>

Release	Version	Changes
10.24.8.0.0	1.25	<ul style="list-style-type: none"> <li>Updated documentation to reflect the new default authentication and authorisation setup outlined in <b>Doc[1]</b></li> </ul>
10.25.1.0.0	1.26	<ul style="list-style-type: none"> <li>Republished with new part number.</li> <li>Appendix B added</li> </ul>

## RELATED DOCUMENTS

A reference in the text (doc[x]) is a reference to another document about a subject that is related to this document.

Below is a list of related documents:

- |               |  |
|---------------|--|
| <b>Doc[1]</b> | OHI Back Office HTTP Service Layer (HSL) Installation & Configuration Manual (docs.oracle.com) |
| <b>Doc[2]</b> | OHI Back Office JET Application Installation & Configuration Manual (docs.oracle.com)          |
| <b>Doc[3]</b> | Custom Development for Oracle Health Insurance Back Office (docs.oracle.com)                   |

---

# Contents

1	Introduction.....	3
1.1	Security Aspects.....	3
1.2	Purpose of This Document.....	3
2	Design Principles .....	5
2.1	HSL Interfacing Decisions .....	5
2.2	HSL Technical Principles.....	8
3	Generic usage aspects of HSL services .....	10
3.1	Language support .....	10
3.2	Creating HTTP requests .....	10
3.2.1	HTTP Request Headers.....	10
3.3	Idempotency, tracing and archiving.....	11
3.3.1	Idempotency .....	11
3.3.2	Tracing.....	11
3.3.3	Archiving .....	12
3.4	HTTP Verbs.....	12
3.5	HTTP Return Codes .....	13
3.6	Optimistic Locking .....	14
3.6.1	How to bypass optimistic locking.....	15
3.7	Input Validation.....	15
3.8	Error Handling.....	16
3.8.1	Developer mode and Production mode.....	16
3.8.2	Developer mode.....	16
4	Service Definition.....	18
4.1	Viewing the OpenAPI Definition.....	18
4.2	Understanding OpenAPI.....	19
4.3	Structure .....	19
4.3.1	Paths and operations .....	20
4.4	OHIBO-Specific extensions .....	20
4.4.1	Enumerations.....	21
5	Configuration information .....	22
6	Singular resource operations.....	23
6.1.1	Default members.....	23
6.2	GET .....	23
6.2.1	Default filters: .....	23
6.2.2	HTTP return codes.....	23
6.3	PUT.....	23
6.3.1	Default filters.....	23
6.3.2	HTTP return codes.....	24
6.4	POST.....	24
6.4.1	Default filters.....	24
6.4.2	HTTP return codes.....	24
6.5	PATCH.....	24
6.5.1	Default filters.....	24

6.5.2	HTTP return codes.....	24
6.6	DELETE.....	24
6.6.1	Default Filters .....	24
6.6.2	HTTP return codes.....	24
7	Collection resource operations.....	25
7.1.1	Default members.....	25
7.2	GET.....	26
7.2.1	Default filters.....	26
7.2.2	HTTP return codes.....	26
7.3	PUT.....	26
7.4	POST.....	26
7.4.1	Default filters.....	26
7.4.2	HTTP return codes.....	26
7.5	PATCH.....	27
7.6	DELETE.....	27
8	HATEOAS Links.....	28
9	Invocation from PL/SQL.....	29
9.1	Oracle Account .....	30
9.2	Which Package?.....	30
9.3	Mapping Operations to Packaged Procedures .....	31
9.4	Invoking an Operation.....	31
9.5	SQL types.....	32
9.5.1	Service-specific types and common types .....	32
9.5.2	Call Context .....	33
9.5.3	Return context .....	33
9.5.4	Built-in functionality of HSL types.....	34
9.6	GET Example .....	34
10	Language Aspects.....	36
10.1	Current Behaviour.....	36
10.1.1	Messages .....	36
10.1.2	Language-dependent data.....	36
10.1.3	Known Issue: HSL_POL service.....	36
10.1.4	Known Issue: HSL_REL service.....	36
11	Terminology .....	37
12	Appendix A – HSL C2B services – Usage points of attention .....	40
12.1	Transaction handling .....	40
12.2	Idempotence.....	40
13	Appendix B – Resource identification .....	41
13.1	Selecting resource identification type.....	41

# 1 Introduction

The OHI Back Office HTTP Service Layer (HSL) is used to implement operations for so-called Use Case Services. These services support (parts of) typical processes relevant to OHI BO customers.

The end-user applications that will use these operations are likely to be used by self-service users (insured members, care providers etc) but also by call-center operators.

The HTTP Service Layer is based on RESTful services technology which has the following advantages for current web application frameworks (like AngularJS and Oracle JET):

- accessible through HTTP
- supports JSON as input and output formats
- standardized interface language through using HTTP verbs (GET, POST, PUT, PATCH, DELETE, OPTIONS)
- standardized set of exceptions through HTTP error codes

It is a strict security requirement not to expose the HSL service directly to the internet but hide the HSL service behind an intermediary service. This has the following advantages:

- end user security can be implemented in the intermediary service.
- support a central monitoring and security implementation.
- allows additional code and helps to bridge interface changes in subsequent versions of the OHI-supplied services in a central location, only once.

The functional implementation of the HSL services is done in PL/SQL.

A generated Java layer exposes the HSL services through the Weblogic Application Server as RESTful services.

Using PL/SQL as the basis for HSL service means that the HSL operations can also be accessed through PL/SQL within the OHI Back Office database. This may provide a performance benefit because it bypasses the overhead of the Weblogic Application Server and obviates the need to serialize and deserialize objects.

## 1.1 Security Aspects

The default security setup for the HSL services is outlined in **Doc[1]**. The default security setup for the PSL services is outlined in **Doc[2]**

## 1.2 Purpose of This Document

This document describes the generic aspects of the HTTP Service Layer.

The functionality and interface of each service is described in a so-called OpenAPI schema which can be retrieved once the service is deployed to the application server.



A terminology list is included at the end of this document.

For information regarding installation and configuration of OHI Back Office HTTP service layer components please use **Doc[1]**.

## 2 Design Principles

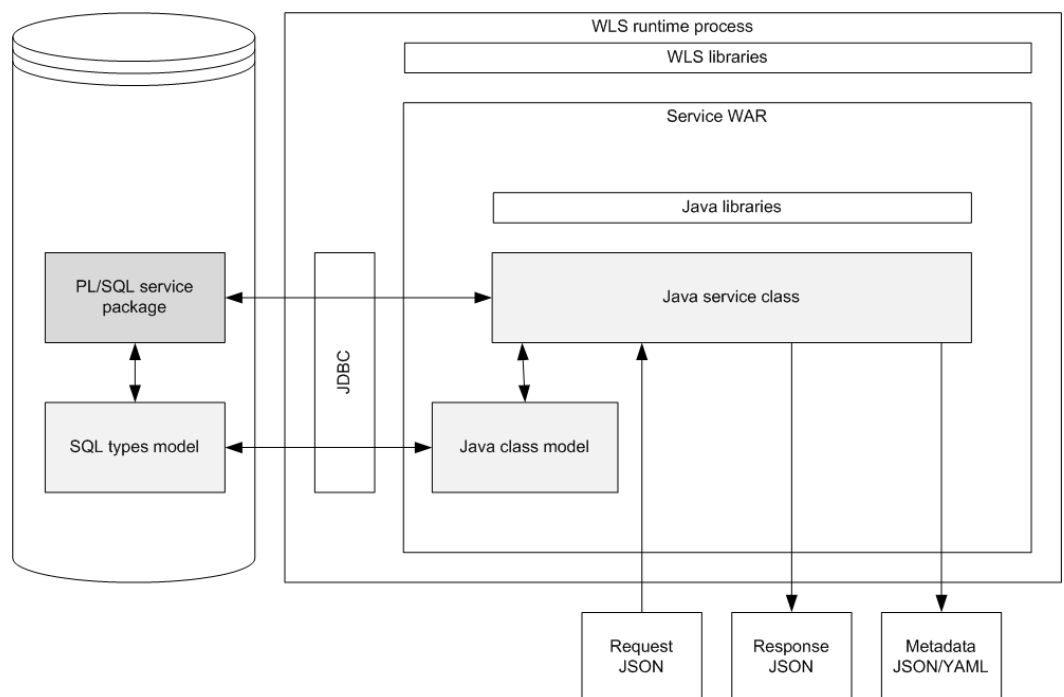
The HTTP Service Layer is based on RESTful service concepts and the following architecture decisions:

- PL/SQL is used to implement the functionality, using SQL types as content containers
- the HTTP interface layer is implemented in Java and exposed through WLS and PL/SQL
- a Java class model is used to pass data from SQL types and vice versa
- Java is used to generate metadata and schema information
- Java is used for technical validation of request data (datatype, presence of mandatory data etc).

To avoid confusion and prevent dependency with the existing SOAP-based SVL components, the HSL services will have their own SQL types and tooling.

Where possible, existing Java libraries and frameworks such as JPA-RS, Jersey, MOXy and JDBC are used to handle the interfacing.

The diagram below shows the various parts of a HSL service:



The components shown in grey are maintained by OHI BO.

### 2.1 HSL Interfacing Decisions

This paragraph describes the interfacing decisions taken by OHI Back Office which may affect how you write and test your client applications:

1. Terminology, terms and documentation (except the OpenAPI 3.1 specifications, which will be in Dutch) will be in the English language.

Rationale: the service layer is typically used by developers who are used to technical documentation in English.

2. A Use Case service is designed to perform a specific set of tasks.

Rationale: this allows a more compact object model for each service and makes writing client applications more straightforward.

3. A HSL service operation typically applies on a *resource*.

Rationale: The key abstraction of information in REST is a resource (dissertation of Fielding outlining RESTful principles).

In OHI BO, a *resource* is an object which can be accessed through a service operation and which can (normally) be mapped on a OHI BO entity such as a policy, claim, person etc.

A *collection resource* is a list of *singular resources*. Example: a *collection resource* `claimCollection` is a list of `claim` resources.

4. The functionality of HSL services is implemented in PL/SQL.

Rationale: implementing the functionality in the database is more efficient and saves many roundtrips compared to implementing application functionality in the middle tier.

5. The operations of a HSL application may be accessed through PL/SQL and Weblogic Application server.

Rationale: allows PL/SQL to access the same functionality as the HTTP interface (although its use may be different).

6. The interface definition is aligned with Oracle internal standards.

Examples: resource concepts, HATEOAS links, pagination, metadata.

Rationale: align with internal Oracle requirements (most of which also improve integration facilities right out of the box).

7. Each service is based on a Swagger 2.0 or OpenAPI 3.1 schema.

Rationale: apart from being an internal requirement within Oracle, Swagger 2.0 and OpenAPI 3.1 specifications provide a readable and detailed interface description which can be used by analysts, programmers and testers.

8. Each service has its own objects.

Apart from common definitions for (primitive) scalar types, no objects are shared between services.

Rationale: since the changes to a class model of a service are local to that service, these changes have no impact on other services.

9. Inbound and outbound resources may be in JSON format.

Rationale: required by Oracle internal standards.

JSON (Javascript Object Notation) has become the de facto standard for serializing objects in Internet applications.

Note that XML format is not supported.

10. POST/PUT operations assume that the inbound resource is a complete object.

When validating the inbound object, an exception will be raised if one of the required fields is not present.

Rationale: consistent with HTTP convention.

11. PATCH operations assume that the inbound resource may be an incomplete object.

When processing the inbound object, only those fields which are set are validated.

Rationale: consistent with HTTP convention.

12. The Java layer provides basic validation for parameters and inbound objects

Rationale: provide feedback to the calling application as soon as possible.  
Note that domain-based enumeration values are validated in the PL/SQL layer.

Rationale: avoid calling the database back end unnecessarily.

13. Path templating is used to clarify the meaning of parameters.

Example of a template path : /v1/relation/{rel\_nr}

Rationale: allows various fields to identify resources and sub resources.

14. Each resource URI must have a version number.

The initial version of a resource is v1.

Rationale: required by Oracle internal standards.

15. The HSL objects are separate from the SVL objects.

Rationale: avoid interdependency with SVL services.

16. The HSL services are designed for application-to-application interface and should never be exposed for direct calls in some form of user environment. Any form of authentication, authorization or data access is always the responsibility of the calling application.

Rationale: To prevent any incompatibility with any form of authentication or authorization of the calling application the services can be used for many interface scenario's, to support for example the development of portal applications or to develop an automated interface with a third party.

## 2.2 HSL Technical Principles

The following technical principles may be of interest for client application developers and administrators:

1. WebLogic Server will be used as the standard application server deployment platform.
2. The recommended setup is based around OAuth2 and OpenID Connect, See **Doc[1]** for more information.
3. The service calls will be stateless, which implies that subsequent service calls are not aware of each other.

Rationale: characteristic of all HTTP applications.

4. A single service operation will contain one or more atomic transactions.

Rationale: a service operation should be designed to leave the database in a consistent state. If a single operation is implemented through multiple transactions, each transaction should leave the database in a consistent state.

5. Locking is kept to a minimum.

Rationale: HSL service operations are stateless and designed for short running transactions.

Records will be locked with the nowait option immediately before being updated. If a record cannot be locked, an error message is returned and the transaction is rolled back.

Unless specifically stated, 'optimistic locking' is not used, ie. the contents of the resource are not checked with a previous known state to decide whether the update of a resource can be applied.

6. Standard HTTP return codes are used.

Rationale: standard practice in line with Oracle internal standards.

7. Functional faults will support language dependent error messages.

Rationale: although the services are in English the functional error messages returned will use the multi-language support as present in the OHI Back Office application. Changing the language involves changing the preferred language for the HSL database account and impacts all sessions.

8. Standard Java logging is used for error, informative and debug level log messages.

Rationale: by adhering to a common standard logging mechanism this will be easier to configure and use for system administrators who are experienced with Java based application management.

9. HSL services are synchronous services.

Rationale: at this stage, asynchronous services are not in scope.

10. Additional technical requirements will be implemented as much as possible through applying standard solutions that are compatible with WebLogic Server.

Rationale: focus on delivering functionality and making use of standard components instead of developing proprietary solutions.

11. Date and date time values are assumed to be in local time.

Rationale: OHI Back Office currently supports local time only.

### 3 Generic usage aspects of HSL services

Due to the high level of standardization of HSL services the interface of each HSL service is much the same.

The remainder of this document describes the generic aspects of HSL services.

- Language support
- HTTP requests and HTTP return codes
- Idempotency, tracing and archiving of requests
- Retrieving the service definition
- Retrieving configuration information
- singular resource operations
- collection resource operations

#### 3.1 Language support

The default session language is the language set for the HSL database account (defaults to Dutch unless changed).

#### 3.2 Creating HTTP requests

It is assumed that you know how to create HTTP requests to call HSL service operations.

If you are testing, there are many ways to send HTTP requests to a HSL application. You may want to use the Google Chrome app Postman or SoapUI. In our examples we will use curl to send an HTTP request to the HSL application.

##### 3.2.1 HTTP Request Headers

For incoming requests, the HTTP request headers are tested as indicated in the following table:

Request Header	Optional?	Regular expression	Example value
Accept	N	<code>^application/json( *, *charset=utf-8)*</code>	application/json
Content-Type	Y	<code>^application/json( *, *charset=utf-8)*</code>	application/json; charset=utf-8
Content-Length	Y	<code>[0-9]+</code>	123

Note: if the request is for `/api/swagger.yaml`, the value for the 'Accept' header should be 'application/yaml'.

### 3.3 Idempotency, tracing and archiving

For the OpenAPI 3.1 services, the mutating operations also implement functionality to enforce idempotency, to record tracing and to archive messages.

#### 3.3.1 Idempotency

---

Idempotency implies that a certain operation can be applied many times, without changing the result.

Imagine an operation that creates a new insurance policy and returns the new policy number. If this operation is not idempotent, it will create a new policy and return a new policy number each time it is called (even if all the parameters are the same).

If this operation is idempotent, it will only create a new policy the first time it is called. The next time it is called with the same parameters, it will not create a new policy, but just return the policy number of the existing policy (the same policy number as after the first call).

Mutating HSL operations (specified in OpenAPI 3.1) specify an optional header parameter 'berichtId'. This parameter can be used to supply an idempotency key (typically a UUID = Universally Unique Identifier) to enforce idempotency.

When a 'berichtId' is supplied for the first time, the request is executed as intended. When the same 'berichtId' is supplied for the second time on the same operation, the request is not executed but only returns the response of the initial request.

The 'berichtId' does not have to be unique across operations, although it is recommended to use a unique identifier transcending all operations.

The typical lifespan of an idempotency key is not very long (usually minutes to hours). Therefore, the idempotency keys and messages have a retention time after which they are deleted. The retention time can be set by using the Back Office parameter 'Retentie idempotentie log', which is set to 1 day by default. In addition to this retention time, idempotency keys are no longer valid after the service operation is changed by a release installation, meaning the idempotency key is no longer used and messages with the same idempotency key will return a conflict status (HTTP 409) for the duration of the retention of the idempotency log.

#### 3.3.2 Tracing

---

Mutating operations (specified in OpenAPI 3.1) specify an optional header parameter 'traceerId'. With this parameter, a tracing key (typically a UUID) can be supplied.

When a 'traceerId' is supplied, this key is recorded (in table `alg#uid_waarden`) along with the operation ID and the records that were changed during the execution of the request (in table `alg#uid_ohi_referenties`). Records that are changed are only recorded from OHI release 10.23.8.0.0 onwards.

The 'traceerId' does not have to be unique across operations, especially when multiple operations are executed as a logical unit (as seen from the perspective of the requesting application). Apart from these logical units, it is recommended to use a unique identifier to distinguish between the different requests.



### 3.3.3 Archiving

Mutating operations (specified in OpenAPI 3.1) specify an optional header parameter 'archiveren'. This is a Boolean parameter that indicates whether or not the request should be archived. The parameter 'archiveren' can only be used in combination with a 'traceerId'.

When 'archiveren' is set to true (along with a 'traceerId'), a json representation of the following values is saved in the database (in table alg#uor\_opr\_context):

- Call context
- Parameters (as 'name: value' pairs)
- Message body

Example of an archived message:

```
{
  "call_context": {
    "base_path": "https://localhost:1234/HSL_POLIS/",
    "check_token": true,
    "method": "POST",
    "reserved": "...",
    "resource": "polis/v1/polissen/{a polisUUID}/...",
    "user_context": "TESTUSER"
  },
  "parameters": [
    { "parameter1": "value1" },
    { "parameter2": "value2" },
    { "parameter3": "value3" }
  ],
  "body": {
    "property1": "value1",
    "property2": "value2"
  }
}
```

## 3.4 HTTP Verbs

The following HTTP verbs may be used:

- GET  
Retrieve the resource located at the URI.  
This is the default verb.  
Idempotent operation: a subsequent call will return the same contents for the resource if the underlying data has not been changed since the previous invocation.
- POST  
Create new data.  
A subsequent call with the same data will return an error.  
Idempotent operation: a subsequent call with the same data will NOT result in the creation of a new resource.
- DELETE  
Delete the resource located at the URI.  
A subsequent call with the same data will return an error.

Idempotent operation: a subsequent call will not delete any data if the first call already deleted the data corresponding with the resource.

- **PUT**  
Used to replace the contents of the resource located at the URI.  
Data which is absent from the inbound resource will be deleted from the OHI Back Office database.  
Idempotent operation: a subsequent call with the same data will have the same effect as the first call.
- **PATCH**  
Process the contents of the resource located at the URI to update the underlying OHI BO data.  
Data which is absent from the resource is not processed.  
Idempotent operation: a subsequent call with the same data will have the same effect as the first call.

## 3.5 HTTP Return Codes

Typical HTTP return codes for HSL requests:

- **200 (OK)**  
Request successfully processed.
- **201 (CREATED)**  
Will be returned for a POST request.
- **202 (ACCEPTED)**  
Will be returned for a POST request with an asynchronous processing of the request. The processing will not return a result to the caller.
- **400 (BAD\_REQUEST)**  
May be returned if parameter validation failed at the Java level.
- **404 (NOT\_FOUND)**  
Will be returned in the following situations:
  - Requested URI was not recognized.
  - Parameter validation failed at the PL/SQL level.
  - OHI Back Office data could not be found.
  - Parameter validation failed at the Java level  
(the currently used version of the Jersey library returns HTTP 404 when parameter validation fails).
- **405 (METHOD\_NOT\_ALLOWED)**  
The HTTP verb was not recognized.
- **406 (NOT\_ACCEPTABLE)**  
Should occur if a non-existing representation is required. For example, if 'Accept' is set to 'application/xml'.

- 409 (CONFLICT)  
There is an issue with the supplied 'berichtId' (see chapter [Idempotency](#) for more details regarding berichtId).
- 412 (PRECONDITION\_FAILED)  
Data already updated by another user.
- 422 (FUNCTIONAL\_ERROR)  
OHI BO business rules were violated.  
An error message is returned – see note below
- 423 (LOCKED)  
Record is locked by another user.
- 500 (INTERNAL\_SERVER\_ERROR)  
This is a catch all for failed requests that were passed to the HSL service.  
Possible causes are:
  - database connection not working
  - missing or invalid PL/SQL components.

Note:

- Error messages are written to the service log file.
- For security reasons, technical error messages are suppressed from the response by default. Technical error messages are only included in the response if the application is run in developer mode. Functional error messages (HTTP 412, HTTP 422, HTTP 423 and HTTP 400) will never be suppressed.

## 3.6 Optimistic Locking

As from release 10.18.1.3, OHI BO has started the implementation of optimistic locking for HSL (and PSL) web services.

HSL web services (and the JET application, which uses PSL web services) do not maintain a constant state between the client (that is, the web browser or program sending an HTTP request) and the database, but perform stateless transactions. A database session is only utilized when sending an HTTP request for an HSL operation. Because HSL services are stateless between the start and the end of a logical transaction (for example, when updating a record), it is imperative to use optimistic locking rather than pessimistic locking, if you want to ensure that you are the only one updating the record since the moment you retrieved it.

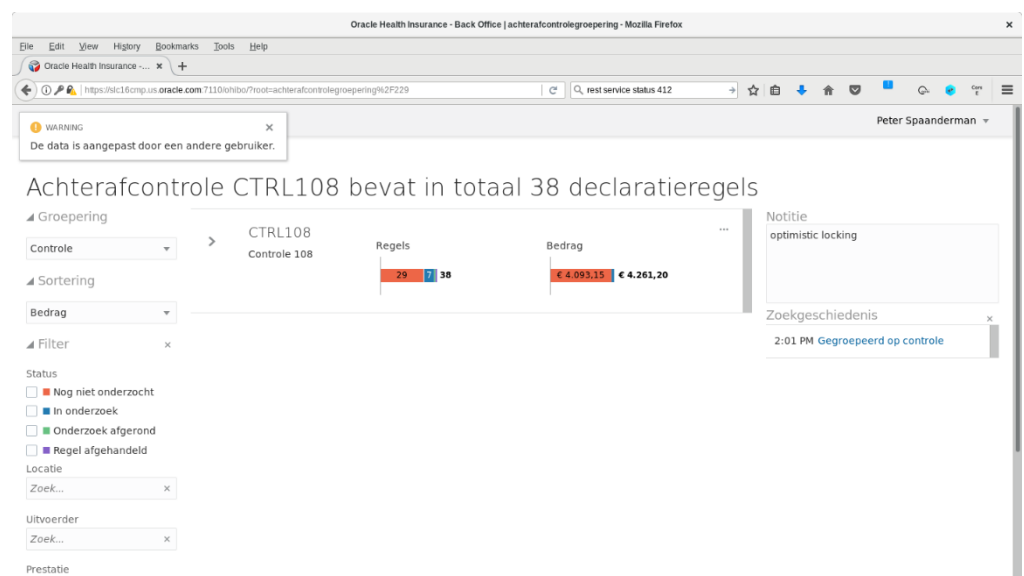
Oracle Forms uses pessimistic locking whereby the record is locked when a user requests a record for update. This lock is maintained until the record is completed (or committed) or canceled (or rolled back). One of the key reasons for not using pessimistic locking within a stateless web service is that if a user closes their web browser, the program sending the HTTP requests is ended, or their connection is lost in the middle of a transaction, the record would remain locked.

HSL (and PSL) web service operations incorporate the MD5 checksum validation to enforce the optimistic locking. When records are retrieved from the database, they include an `md5` property that contains the checksum for that version of the record.

When a PATCH or PUT operation is called that should update that record, and the queried MD5 is included in that request, the MD5 initially created is compared to the MD5 value of the current database record to ensure they are the same. If they differ then the database record has been updated by another user or process since it was queried and an error is returned. The update is not performed. If the record was already updated by another user, HTTP 412 (PRECONDITION\_REQUIRED) is returned. If the record is locked by another user, HTTP 423 (LOCKED) is returned. Note that HTTP 412 was previously used for functional errors as well. Now HTTP 422 is used for functional errors.

Depending on the HTTP error returned, the caller of the HSL service can decide to resend the request, and/or show an error to the user.

The screenshot below demonstrates how a failed update resulting in HTTP 412 might be signalled to the user:



### 3.6.1 How to bypass optimistic locking

Optimistic locking is the default, but sometimes the update must be forced anyway.

If this is desired, strip the md5 value in the resource that should be updated before calling the PUT or PATCH operation.

## 3.7 Input Validation

At the Java level, input parameters are validated as follows:

- Parameters and object members of the Date type are converted from a string value (yyyy-mm-dd) to a date value.
- Parameters and object members of numerical types are converted from a string value to an integer or BigDecimal value.
- Parameters and object members of the String type are matched with a regular expression.

- Parameters and object members of an enumeration type are matched with the allowed values for that enumeration type.

The validation fails in the following cases:

- A data conversion error
- a string value does not match with its predefined regular expression.
- an enumeration value does not match with its allowed values.
- a value is not within its designated minimum-maximum range.
- a missing value for a NotNull parameter or object member

## 3.8 Error Handling

The implementation of Use Case Services uses PL/SQL to access and manipulate data. While processing the request, the OHI Back Office business rules come into play and raise exceptions if your data is incomplete or incorrect.

Check the functional specification or the online help in the OHI Back Office Forms GUI application ('Help → Inhoud en Index → Use Case Services') for a list of possible errors for a given HSL service.

Our advice for validating a client application based on Use Case Services is to always include various tests with new data.

### 3.8.1 Developer mode and Production mode

---

While developing a client application, meaningful error messages help to understand how correctly invoke the HSL service.

If you set the `hsl.properties` property

```
hsl.<application>.developermode=true
```

none of the error messages in the responses for that service will be suppressed.

If you set the `hsl.properties` property

```
hsl.<application>.developermode=false
```

only functional errors (Bad request and business rule violations) will be disclosed, because these are needed by the user of the application to revise input mistakes. All other errors (e.g. internal server errors) will be suppressed.

Since meaningful error messages in production systems are a security risk, 'developer mode' is turned off by default.

The following example illustrates the differences in error handling between developer mode and production mode.

### 3.8.2 Developer mode

---

The following helpful response may be generated when running in developer mode, indicating a programming issue:

```
{
  "attribute": "getRelationByNumber.xpand",
  "internalStatus": "Internal Server Error",
  "invalidValue": "23424987897skjdfjkhkjkhjk238798798sdukykjy345987
egfuiyiuyui3456uiyuiy3ui6yui3y4ui5yuiy34ui5yui34y5uiy345uiy3453
4uyyuiyuiuiiu",
  "message": "divisor is equal to zero"
}
```

By default, the message is suppressed:

```
{
  "attribute": "Undisclosed",
  "internalStatus": "Internal Server Error",
  "invalidValue": "Undisclosed",
  "message": "Undisclosed"
}
```

In order to see what caused the problem we should look at the log:

```
Dec 06, 2017 10:38:23 AM
com.oracle.insurance.ohibo.exception.ExceptionResponse
setMessage
SEVERE: message: divisor is equal to zero
Dec 06, 2017 10:38:23 AM
com.oracle.insurance.ohibo.exception.ExceptionResponse
setAttribute
SEVERE: attribute: getRelationByNumber.xpand
Dec 06, 2017 10:38:23 AM
com.oracle.insurance.ohibo.exception.ExceptionResponse
setInvalidValue
SEVERE: invalidValue:
23424987897skjdfjkhkjkhjk238798798sdukykjy345987egfuiyiuyui3456u
iyuiy3ui6yui3y4ui5yuiy34ui5yui34y5uiy345uiy34534uyyuiyuiuiiufas
df
```

Since the log cannot be read by outsiders, the risk of malicious use by hackers is reduced.

## 4 Service Definition

The functionality of Use Case Services is documented in the online help of the OHI Back Office GUI (Help → Use Case webservices). This information is derived from the functional specification and maintained manually.

There are 2 types of HSL service definitions, either Swagger 2.0 (new name: 'OpenAPI', used from this point forwards) or OpenAPI 3.1, generated by the deployed HSL application. Which version it is, is described in the OpenAPI definition itself (on the top level either "swagger": "2.0" or "openapi": "3.1.0").

The OpenAPI definition documents both the operations and the objects used by a service. OpenAPI is a definition standard (<https://spec.openapis.org/>) supported by many leading software vendors including Oracle.

The OpenAPI definition of each HSL application provides useful documentation to client application developers. OpenAPI definitions can also be used as the basis for code generation.

The OpenAPI definition is exposed as follows:

- <https://server:port/application/api/swagger.json>  
Returns the OpenAPI definition in JSON format, for services that are Swagger v2.0.
- <https://server:port/application/api/swagger>  
Returns the OpenAPI definition in JSON format, for services that are Swagger v2.0.
- <https://server:port/application/api/swagger.yaml>  
Returns the OpenAPI definition in YAML format, for services that are Swagger v2.0.
- <https://server:port/application/api/openapi.json>,  
Returns the OpenAPI definition in JSON format, for services that are OpenAPI v3.1.
- <https://server:port/application/api/openapi>,  
Returns the OpenAPI definition in JSON format, for services that are OpenAPI v3.1.
- <https://server:port/application/api/openapi.yaml>,  
Returns the OpenAPI definition in YAML format, for services that are OpenAPI v3.1.

The URI to expose the OpenAPI definition of the POL service would look like this:

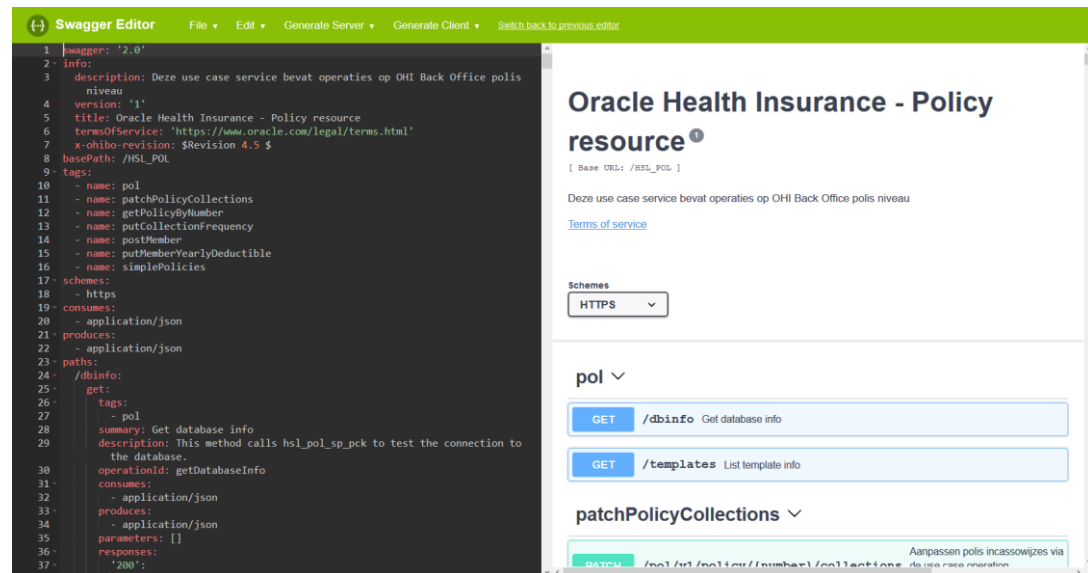
[https://localhost:7001/HSL\\_POL/api/swagger.json](https://localhost:7001/HSL_POL/api/swagger.json)

### 4.1 Viewing the OpenAPI Definition

The online Swagger editor (<http://editor.swagger.io>) provides a user-friendly user interface to browse the OpenAPI definition (be aware that only the 'next' version on the swagger editor, version 5.x and above, provides OpenAPI 3.1 support).

In the following example we use the online Swagger editor to view the OpenAPI definition of the POL service:

- Browse [https://server:port/HSL\\_POL/api/swagger.json](https://server:port/HSL_POL/api/swagger.json)
- Copy the contents of the browser window
- Start the Swagger editor
- Choose 'File > Paste Json' and paste the contents of the browser window into the edit buffer.



## 4.2 Understanding OpenAPI

In case you are not familiar with OpenAPI these links will get you started:

- <https://spec.openapis.org/>  
Contains references to the OpenAPI 3.1 and OpenAPI 2.0 (formerly known as Swagger) specifications.
- <http://petstore.swagger.io/>  
A simple example to learn how the OpenAPI specification hangs together.

## 4.3 Structure

The main sections of a OpenAPI definition are:

- Components (OpenAPI 3.1) / Definitions (OpenAPI 2.0)  
This is the class model for the service. It contains all the classes that may be used in the service operations.
- paths  
This section describes the functionality of the service. It contains all the paths for which a request can be created.
- x-ohibo-enumerations  
This section contains the enumerations referenced by scalar object members



or parameters. Each enumeration contains a mapping between OHI internal values and external values.

The OHI internal values are used in the OHI Back Office database. The external representations are used for interfacing with the client application.

#### 4.3.1 Paths and operations

---

The unit of work in a HSL service is the operation. An operation is a combination of a path and a HTTP verb (POST, GET, PUT, PATCH, DELETE)

Examples for the fictitious HSL\_XYZ service:

- /xyz/v1/relation + POST  
Create a new relation.
- /xyz/v1/relation/{rel\_nr} + GET  
Retrieve an existing relation.
- /xyz/v1/relation/{rel\_nr} +PUT  
Replace an existing relation.
- /xyz/v1/relation/{rel\_nr} +PATCH  
Selectively update an existing relation.
- /xyz/v1/relation/{rel\_nr} +DELETE  
Delete an existing relation.

## 4.4 OHIBO-Specific extensions

The OpenAPI schema generated by the HSL application contains a number of OHIBO-specific extensions. It is important to note that you should not depend on the existence of any of these extensions. They may appear/change/disappear without advance notice and are entirely subject to the discretion of the OHIBO development team. At this time, the following extensions might be included in the OpenAPI 3.1 and 2.0 schemas:

- x-ohibo-enumerations  
List of enumerations containing:
  - domain: optional link to OHI BO domain
  - values: list of enumeration items. Each enumeration item has an external value and OHI internal value.
- x-ohibo-enum  
Associates a scalar value to an x-ohibo-enumeration.  
May apply to object members and parameters.
- x-ohibo-column  
Assigned to each scalar object member. Possible values:
  - 'none'  
The value of the object member is not (directly) related to an existing table.column value.

- `<table>.<column>`  
The OHI table.column associated with this object member.
- `<empty>`  
An empty value indicates an incomplete OpenAPI source specification.
- `x-ohibo-uuid`  
Assigned to path parameters or resource properties, indicating the table the UUID field relates to.
- `x-ohibo-read-only`  
Assigned to POST operations that do not actually mutate objects in the database (the operation is in effect a GET operation, but due to security reasons the parameters have to be passed in the message body).
- `x-ohibo-async`  
Assigned to POST operations that do the actual mutations of the objects in the database at a later time

#### 4.4.1 Enumerations

---

Each enumeration item has an external value and an OHI internal value.

Example:

```
"RelationStatus" : {
  "values" : {
    "approved" : "A",
    "rejected" : "R"
  }
},
```

As you can see, the external value 'approved' is mapped to an OHI internal value 'A'. The external value is used for interfacing. The OHI internal value may be useful to understand OHI system messages triggered by a business rule violation or functional errors.

Note that when you use the PL/SQL interface you should use the external enumeration value when passing objects and parameters to the PL/SQL layer. Likewise, enumeration values in objects returned by the PL/SQL layer are automatically converted from OHI internal format to their external representation.

## 5 Configuration information

The following URI gives you information about a running HSL application:

`https://<server>:<port>/<application>/dbinfo`

For example

[https://localhost:7002/HSL\\_POL/dbinfo](https://localhost:7002/HSL_POL/dbinfo)

The following information is given:

- **basePath**  
Format: `https://<server>:<port>/<application>/<context>`  
This is the base URI for all operations in this service.
- **database**  
The name of the database associated with the current database connection.
- **instance**  
Instance name of the database associated with the current database connection.
- **jndiName**  
The JNDI name of the database connection (specified in the `hsl.properties` configuration file described in Doc[1])
- **plsqlPackage**  
The PL/SQL package which implements the operations of the HSL service.  
In this release, the revision number refers to the revision number of the code template used to generate the PL/SQL package. In a future release this will point to the revision number of the compiled PL/SQL package.
- **user**  
The database account used to log on to the database.
- **user context**  
The default OHI officer on whose behalf service operations are performed, as specified in the `hsl.properties` file.

Note that `hsl.properties` refers to the configuration file which is used to start the HSL service. The format of the `hsl.properties` file is described in **Doc[1]**.

## 6 Singular resource operations

A singular resource contains a single object.

### 6.1.1 Default members

---

By default, each singular resource has the following members:

- *links*  
a list of (HATEOAS) links to navigate to related operations on the same object (such as PUT, POST, PATCH, DELETE) or to navigate to nested objects or to re-request the object ('self').
- *id*  
An integer to uniquely identify the object. May not yet be uniformly implemented. See the OpenAPI definition or the online help in the OHI Back Office GUI application for more information.

## 6.2 GET

Return a singular resource.

### 6.2.1 Default filters:

---

- *expand*  
Possible values:
  - 'all'  
Include all nested objects
  - empty  
Do not include nested objects
  - <object.member>[,<object.member>]..  
Comma separated list to selectively include nested objects.

### 6.2.2 HTTP return codes

---

- 200: the resource is returned in the requested format.
- Other: see 'HTTP return codes'

## 6.3 PUT

Replace existing singular resource.  
The inbound object must be complete.  
Use PATCH for selective updates!

### 6.3.1 Default filters

---

Not applicable

### 6.3.2 HTTP return codes

---

- 200 (OK)  
A response object may be returned depending on the definition of this operation in the OpenAPI schema.
- Other: see 'HTTP return codes'.

## 6.4 POST

Create singular resource.  
Normally a POST for a singular resource should be an operation on a collection resource.

### 6.4.1 Default filters

---

Not applicable.

### 6.4.2 HTTP return codes

---

- 201 (CREATED)  
A response object may be returned depending on the definition of this operation in the OpenAPI schema.
- Other: see 'HTTP return codes'

## 6.5 PATCH

Selectively update a singular resource.

### 6.5.1 Default filters

---

Not applicable.

### 6.5.2 HTTP return codes

---

- 200 (OK)  
A response object may be returned depending on the definition of this operation in the OpenAPI schema.
- Other: See 'HTTP return codes'

## 6.6 DELETE

Delete a singular resource.

### 6.6.1 Default Filters

---

Not applicable

### 6.6.2 HTTP return codes

---

- 200 (OK)  
A response object is not returned (because it has been deleted)

## 7 Collection resource operations

A collection resource consists of a list of singular resources.

For example, an `AddressCollection` object consists of a list of `Address` objects.

Normally the only verbs that apply on a collection resource are GET and POST.

### 7.1.1 Default members

---

By default, a collection resource has the following members:

- *items*  
A list of 0 or more singular resources.
- *links*  
A list of HATEOAS links to navigate to other operations on the collection resource or to its items.
- *totalResults*  
The number of results matching the search criteria. This is NOT the size of the items list.
- *limit*  
The number of items that may be returned by the GET operation.  
It is either:
  - the *limit* parameter which was passed to the request; or
  - the default *limit* value for this operation as described in the OpenAPI schema; or
  - the default *limit* value in the OHI Back Office tooling (10).
- *count*  
The number of items which were returned by the GET operation.  
This is a value between 0 and the value of *limit*
- *offset*  
Specifies the index of the first result to be returned (0 means that the first result is returned as the first item).  
Note that the ordering of the result set is determined by the implementation code. Beware that the contents of the results set may change between two invocations!  
The offset value is either:
  - the *offset* parameter which was passed to the request; or
  - the default *offset* value for this operation as described in the OpenAPI schema; or
  - the default *offset* value in the OHI Back Office tooling (0)

- *hasMore*  
Boolean indicating whether more results may be found with a subsequent call.  
True if *totalResults* > *offset* + *limit*

## 7.2 GET

Return a collection resource.

### 7.2.1 Default filters

---

- *Expand=value*  
Possible values:
  - 'all'  
Include all nested objects
  - empty  
Do not include nested objects
  - <object.member>[,<object.member>]..  
Comma separated list to selectively include nested objects.
- *limit=n*  
Limits the number of items to *n*.
- *offset=n*  
Indicates that the first item should be item #*n* of the search results.  
'offset=0' means that the list should start with the first search result.

### 7.2.2 HTTP return codes

---

- 200  
Return resource
- Other: see 'HTTP return codes'.

## 7.3 PUT

Not implemented.

## 7.4 POST

Create a new singular resource and add it to the collection.

### 7.4.1 Default filters

---

Not applicable.

### 7.4.2 HTTP return codes

---

- 201 (CREATED)  
The response body must contain the newly created resource.  
The Location response header should contain a URI to the newly created resource if the resource can be independently accessed.  
Form: 'Location: <uri>'

**7.5      PATCH**

Not implemented.

**7.6      DELETE**

Not implemented.



## 8 HATEOAS Links

HATEOAS links are server-provided links to help the REST client navigate through the server application.

See <https://en.wikipedia.org/wiki/HATEOAS> for more information about the use of HATEOAS links.

Both the PL/SQL interface and Java interface return HATEOAS links as part of a resource response object.

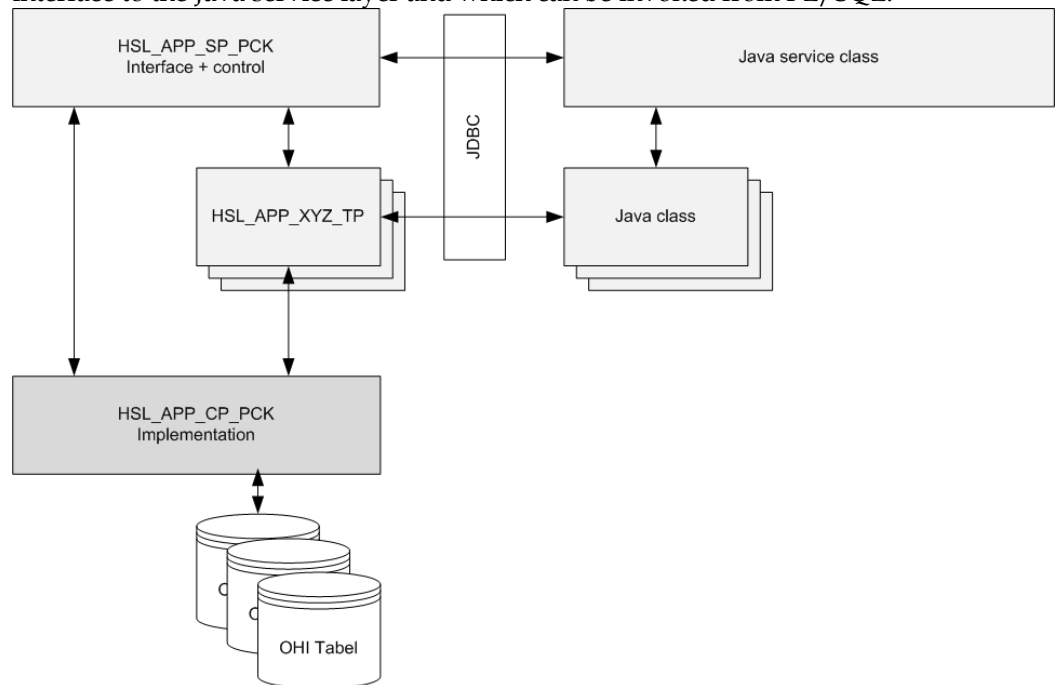
The HATEOAS link object as used in the HSL layer has the following members:

- *href*=<absolute URI>  
An absolute URI generated from an initial path after expanding templates, adding query parameters and adding the base path.
- *mediaType*  
Not currently used.
- *method*=<get | put | post | patch | delete>  
The HTTP verb associated with the link
- *profile*  
Not currently used.
- *rel*=<self | edit>  
'self' is used to repeat the original request.
- *templated*=<true | false>  
A link is templated if it is generated from a templated path. An example of a templated path is '/policy/{number}/member'.

## 9 Invocation from PL/SQL

HSL services can be accessed through the RESTful HTTP interface and through PL/SQL. This means it is possible to create custom applications which access HSL services through PL/SQL. This chapter provides a few pointers for interfacing with HSL services through PL/SQL.

In the diagram below, HSL\_APP\_SP\_PCK indicates the PL/SQL package which is the interface to the Java service layer and which can be invoked from PL/SQL:



The following fragment illustrates how a HSL service operation can be invoked through PL/SQL:

```

declare
  l_call_context hsl_cmn_call_context_tp := hsl_cmn_call_context_tp();
  l_return_context hsl_cmn_return_context_tp;
  l_output hsl_pol_simple_policy_coll_tp;
begin
  alg_trace_pck.enable;
  l_call_context.m_user_context := hsl_cmn_string4000_tp('MANAGER'); -- usercontext

  hsl_pol_sp_pck.simplepoliciesbycco
  ( pi_call_context => l_call_context
  , po_return_context => l_return_context
  , po_output => l_output
  , pi_expand => 'all'
  , pi_limit => 10
  , pi_collectiveagreementnumber => 329
  , pi_referencedate => null
  , pi_offset => 0
  );

  l_return_context.print('l_return_context'); -- print HTTP return code
  l_output.print('l_output'); -- print collection resource
end;
/

```

Notes:

- The call to `alg_trace_pck.enable` only serves to enable `dbms_output`. It should not be used in production mode, because:
  - The use of `alg_trace_pck.enable` prevents the reset of the package state.
  - The `alg_trace_pck` package is not normally granted to the HSL user
- The call context (see 'SQL Types' later in this chapter) contains generic meta data to control the transaction.
- The user context must refer to a valid OHI BO officer who will be associated with the transaction.
- Pagination is handled at the PL/SQL level and controlled through the `pi_limit` and `pi_offset` parameters.
- The 'expand' parameter controls which sub-objects are included. A value of 'all' means that all sub-objects are included.

## 9.1 Oracle Account

You need a database account to call the `plsqli` implementation. This must NOT be the OHI object owner or you will run into HTTP 412 (object owner is not allowed to execute HSL operations).

**Doc[1]** describes how to set up an account for using HSL services.

Note that the OHI object owner will need to grant access to the HSL user account. See the example below how it is done for the fictitious account *hsl\_test*:

```
begin
  alg_security_pck.hsl_grants
    ( pi_owner   => '<OHI object owner>' -- .e.g. OZG_OWNER
    , pi_grantee => 'HSL_TEST'
    );
end;
/
```

If your custom development needs privileges on other OHI BO objects too, see the guide "Custom Development for Oracle Health Insurance Back Office", specifically the use of script `OZG_DIRECT.grt`.

## 9.2 Which Package?

Each HSL service is associated with a single interface package with procedures and functions that can be invoked by custom applications.

The name of the interface package can be derived from the WAR file associated with the service.

Given a service XYZ, its WAR file would be `HSL_XYZ.war`. The corresponding PL/SQL interface package would then be `HSL_XYZ_SP_PCK`.

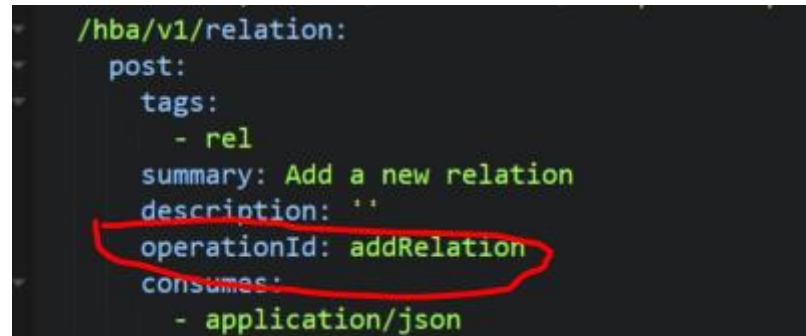
So, for the POLIS service, the interface package is `HSL_POLIS_SP_PCK`.

### 9.3 Mapping Operations to Packaged Procedures

When using the HTTP interface, each operation is a combination of a path and a HTTP verb.

In the OpenAPI definition, each operation is given a unique name, called 'operation ID'.

In the example below the operation ID for /hba/v1/relation + POST is defined as 'addRelation':



```

/hba/v1/relation:
  post:
    tags:
      - rel
    summary: Add a new relation
    description: ''
    operationId: addRelation
    consumes:
      - application/json
  
```

From the application name 'HBA' we can deduce that the interface package is called 'HSL\_HBA\_SP\_PCK'.

The procedure name is mapped to the operationId.

So, if the application name is 'HBA' and the operation ID is 'addRelation', the corresponding PL/SQL packaged procedure is HSL\_HBA\_SP\_PCK.addrelation.

### 9.4 Invoking an Operation

The interface package provides a packaged procedure for every service operation.

The interface of every operation procedure is similar.

```

procedure dosomething
( pi_call_context in hsl_cmh_call_context_tp
, po_return_context out hsl_cmh_return_context_tp
, pi_some_inbound_param
, po_output
);
  
```

Each procedure has the following parameters:

- **pi\_call\_context**  
Inbound object containing runtime metadata such as the base path, and OHI officer.
- **po\_return\_context**  
Outbound object containing HTTP code, and technical and functional message if an error occurred.

Our first example is a procedure to add a relation:

```

procedure addrelation
( pi_call_context in hsl_cmh_call_context_tp
, po_return_context out hsl_cmh_return_context_tp
, pi_relation in hsl_hba_relation_tp
, pi_forceupdate in varchar2 default 'true'
  
```

```
, pi_expand in varchar2
);
```

This procedure has several inbound parameters including an inbound object `pi_relation`. It has no outbound object, meaning that the calling application will get a HTTP code but no content.

Our second example is a procedure to patch a relation:

```
procedure patchrelation
( pi_call_context in hsl_cmh_call_context_tp
, po_return_context out hsl_cmh_return_context_tp
, po_output out hsl_hba_relation_tp
, pi_relation in hsl_hba_relation_tp
, pi_expand in varchar2
);
```

This operation was designed to return the updated copy of the object.

Note that all operations may process at most one inbound object and return at most one outbound object.

## 9.5 SQL types

Whereas Java classes are the containers to hold objects in Java, SQL types are the containers to hold objects in PL/SQL.

### 9.5.1 Service-specific types and common types

---

HSL services have their own SQL types which are not shared with for example SVL services.

Most HSL types are not shared between HSL services. They are prefixed with `HSL_<APP>`.

Example: all complex SQL types for the REL service are prefixed `HSL_REL`

Common types may be used by multiple HSL services. They are prefixed `HSL_CMN` designating their common use.

Common types are used for scalar values or generic metadata. They are shared because the definitions of these types are unlikely to change over time.

Examples of service-specific types:

- `hsl_rel_preferred_acco_tp`  
type definition to hold preferred account details for the REL service.
- `hsl_rel_link_tp`  
type definition to hold link details for the REL service
- `hsl_pol_policy_tp`  
type definition to hold policy data for the POL service.
- `hsl_pol_link_tp`  
type definition to hold link details for the POL service.

Examples of common types:

- `hsl_cm_n_call_context_tp`  
generic definition to hold call context of an operation.
- `hsl_cm_n_return_context_tp`  
generic definition of a return context holding HTTP result code and error messages
- `hsl_cm_n_string30_tp`  
holds a single `varchar2(30)` value
- `hsl_cm_n_date_tp`  
holds a single date value.

### 9.5.2 Call Context

---

The call context object is passed to every operation to pass metadata:

It contains the following information:

- `m_base_path`  
The basepath is the URI which is prepended to create the absolute links needed by the calling application.
- `m_caller_id`  
The caller ID may be set to identify the end user on whose behalf the HTTP request was generated. For example, the relation number of an insurance member, care provider or broker.  
See the documentation of the HSL service operation if the `m_caller_id` must be set.
- `m_caller_role`  
The caller role may be set to indicate the role of the end user on whose behalf the HTTP request was created.  
Theoretically it is possible that a care provider is also an insurance member. A request to retrieve claims would then be ambiguous: is the caller an insurance member wishing to retrieve his own claims or a care provider wishing to retrieve claims associated with his services?  
Together, the caller ID and caller role should provide an unambiguous context to the operation.  
See the documentation of the HSL service operation if the `m_caller_role` must be set.
- `m_user_context` (mandatory)  
Indicates the OHI officer on whose behalf the request is processed. Must be an existing Oracle database account name and refer to an existing and time valid row in `ALG_FUNCTIONARISSEN`.  
The OHI officer may be an employee of the OHI customer, functional administrator, call center employee, or an account registered for self-service actions.

### 9.5.3 Return context

---

The PL/SQL implementation of each operation passes a return context to the caller. The caller is either the service class in the Java layer providing the HTTP RESTful interface or PL/SQL custom code.

The return context is a SQL type with the following members:

- `m_code`  
a HTTP return code, e.g. 200 (OK)
- `m_functional_message`  
May be set if an exception occurred while processing the operation.
- `m_technical_message`  
May be set if an exception occurred while processing the operation.

#### 9.5.4 Built-in functionality of HSL types

---

Each service-specific SQL type in a HSL service (example: `HSL_POL_POLICY_TP`) has the following generic functionality:

- `constructor`  
The constructor creates a new object and sets appropriate default values for scalar values if required by the original OHI OpenAPI definition.
- `example`  
This function populates an object with example data, derived from the original OHI OpenAPI definition.
- `o2x`  
Creates an external representation of an object to be handed to the calling application.
- `x2o`  
Creates an internal representation of an object (which is used by the OHI implementation code).
- `print`  
prints the content of an object and its nested objects using `dbms_output.put_line`
- `scalars_to_str`  
returns a `varchar2` string formatted as `'name1="value1", name2="value2"'` etc. Used by OHI implementation code.
- `class_name`  
Returns the name of the Java class corresponding with this SQL type.

## 9.6 GET Example

The following example calls a GET-operation to retrieve a single resource:

```
declare
  l_call_context hsl_cmn_call_context_tp := hsl_cmn_call_context_tp();
  l_return_context hsl_cmn_return_context_tp;
  l_output hsl_pol_policy_tp;
begin
  alg_trace_pck.enable;
  l_call_context.m_base_path := hsl_cmn_string4000_tp('http://ol6ohi:4321/HSL_pol');
  l_call_context.m_user_context := hsl_cmn_string4000_tp('MANAGER');
```

```
hsl_pol_sp_pck.policybynumber
( pi_call_context => l_call_context
, po_return_context => l_return_context
, po_output => l_output
, pi_expand => 'all'
, pi_number => 1764
, pi_referencedate => null
);

l_return_context.print('l_return_context');
l_output.print('l_output');
end;
/
```



## 10 Language Aspects

The session language in the PL/SQL session (which implements the HSL service operation) determines the representation of:

- Messages
- Language dependent data (example: multilingual product description)

Selecting the correct session language has an impact on the functioning of the HSL application!

The default language in the PL/SQL session is the preferred language of the HSL database account used to execute the PL/SQL service implementation.

### 10.1 Current Behaviour

Setting the language for the HSL database account will set the language for all sessions.

#### 10.1.1 Messages

---

Messages will be given in the session language. This behaviour is in line with the GUI application.

#### 10.1.2 Language-dependent data

---

Language-dependent data will be displayed and processed in the session language. This behaviour is in line with the GUI application.

#### 10.1.3 Known Issue: HSL\_POL service

---

If set, the Back Office parameter value for 'Polis use case service > functionaris' will override the OHI officer.  
In that case, the session language will be overruled by the preferred language of the OHI officer associated with the Back Office parameter value for 'Polis use case service > functionaris'.

#### 10.1.4 Known Issue: HSL\_REL service

---

If set, the Back Office parameter value for 'Relatie use case service > functionaris' will override the OHI officer.  
In that case, the session language will be overruled by the preferred language of the OHI officer associated with the Back Office parameter value for 'Relatie use case service > functionaris'.

## 11 Terminology

Term	Meaning	Example
<b>Application</b>	Unit of deployment for a HSL service	
<b>Attribute</b>	A scalar member of a resource	
<b>Basic Authentication</b>	a method for an HTTP user agent to provide a user name and password when making a request.	
<b>Body Parameter</b>	A resource passed as the payload of a request	
<b>Collection Resource</b>	A resource consisting of metadata attributes and a list of singular resources	
<b>Deserialization</b>	Conversion of a character string (JSON format) to an object.	
<b>Enumeration</b>	a set of allowed (string) values	
<b>HATEOAS</b>	A follow-up link returned as part of the response to a REST operation to help the client operation navigate to an appropriate next request.	
<b>Header</b>	a name/value pair in a HTTP request or response.	Accept-Language:nl-NL
<b>HSL</b>	HTTP Service Layer - the technical implementation for OHI Back Office Use Case services.	
<b>HTTP Code</b>	Standardized return code for a HTTP request.	200 (OK), 201 (CREATED), 400 (BAD_REQUEST), 404 (NOT_FOUND), 405 (METHOD_NOT_ALLOWED), 500 (INTERNAL_SERVER_ERROR)
<b>HTTP Verb</b>	A value from the following set: GET, PUT, PATCH, POST or DELETE. The verb and URI together define the required service operation.	
<b>JSON</b>	A standard format for serializing objects to ASCII strings (and vice versa)	
<b>Object</b>	An object in the object model of a REST service. Same as 'type'.	

<b>Operation</b>	A single action on a resource in a RESTful service	
<b>Pagination</b>	Creation of a subset when returning a collection resource.	
<b>Parameter</b>	A parameter to a HTTP request. See also 'Body Parameter', 'Query Parameter', and 'Path Parameter'	
<b>Path Parameter</b>	A parameter which is part of the path.	/pol/v1/simplePolicies/123
<b>Query Parameter</b>	A parameter which is added to the path.	/pol/v1/simplePolicies/123?referenceDate=2011-12-31
<b>Resource</b>	An object which is passed to, or returned by a service operation.	
<b>RESTful Service</b>	A HTTP-based web service following the REST application architecture.	
<b>Return code</b>	HTTP Code returned by a service operation.	
<b>Serialization</b>	Conversion of an object to a machine-independent format.	
<b>Service</b>	A group of operations and its object model. The service interface is defined by the 'OpenAPI Schema'. The service is deployed as a (WAR) application.	
<b>Singular Resource</b>	A single object which is passed to, or returned by a service operation. See also 'Collective Resource'.	
<b>OpenAPI Schema</b>	The specification document that describes the interface of a RESTful service.	
<b>Tag</b>	A logical category for grouping operations in a OpenAPI schema. An operation may have multiple tags.	
<b>Templated Path</b>	A path with one or more path parameters.	
<b>Type</b>	An object in the object model of a REST service. Same as 'object'	

<b>WAR</b>	File format for deploying web applications such as HSL services.	
------------	--	--

## 12 Appendix A – HSL C2B services – Usage points of attention

Starting with OHI Back Office release 10.17.2.2.0, a set of web service operations has been made available in the HTTP Service Layer in order to replace the 'old' Connect to Back Office (C2B) services that modified policies and relations. These SOAP envelope-based services were first delivered in 2006 and have been used for a long time by many OHI customers to send all kinds of policy and relation modification requests to OHI Back Office.

The new C2B web service operations in HSL offer – as far as is possible - identical functionality as was offered by the 'old' C2B. An explanation for this is given in a separate Appendix of the HTTP Service Layer installation manual.

Because of the different technology used, the new service operations may react differently from the old ones. The most important usage aspects are discussed now.

### 12.1 Transaction handling

Each C2B web service call fails or commits atomically. No partial change will ever be committed. However, transaction handling is done at the database level. When the network fails between application and database server the response message may not be received but the transaction may have succeeded. This is analogous to the 'old' C2B implementation. In the asynchronous version of the 'old' C2B, the response queue might not be filled while the transaction was successfully processed. No 'two-phase commit' functionality was offered for the dequeue and service call, because such distributed transaction handling is complicated and heavyweight, and risky. It would require complex administrative corrections when such transactions fail. For that reason, supporting idempotence would be a better option. This idempotence was not present in the old implementation and is not present in the new implementation either.

Because the transaction is processed within the OHI Back Office database, consistent and isolated processing is already guaranteed, due to the way the Oracle database offers transaction isolation and due to the way, all business rules within OHI Back Office are implemented, using an appropriate level of locking where necessary.

### 12.2 Idempotence

The service operations of C2B do not offer idempotence behaviour by default, in order to act identically as they did when originally created. The result of 2 subsequent identical calls may differ per operation. This historical functionality may lead to unwanted results in combination with the implemented transaction handling but has not caused serious business problems over the past years.

## 13 Appendix B – Resource identification

A service operation that retrieves data from an object expects the identification of that object as input, further referred to in this appendix as ID. For the OHI web services, to better protect against possible misuse, the transition has been made from guessable numbers (also known as ‘insecure direct object references’), such as a policy number as ID, to non-guessable UUIDs as ID.

The transition to UUIDs can have an impact on the ICT landscape. Because a previous version of the OHI web services did not use UUIDs as ID, it can be a challenge to immediately start using the services with UUID in combination with other systems that only know (and have stored locally) the guessable numbers, like a policy number.

### 13.1 Selecting resource identification type

For the specific set of data object types that already were supported by the webservices when this additional protection was introduced, the guessable numbers can still be used as ID instead of the UUIDs, by explicitly setting up the OHI Back Office parameters ‘Request objecten zonder UUID’ and ‘Response objecten zonder UUID’. These two parameters as such offer a compatibility mode to still use the original identifying values instead of the UUID values.

The object types that can be selected to use the guessable number instead of a UUID are listed in below table.

Object type	Parameter value
Betalingsregeling	FSA_BETALINGS_REGELINGEN
Incassoafspraak	FSA_INCASSOAFSPRAKEN
Aanvullende informatie	GEB_AANVULLENDE_INFORMATIES
Declaratie	GEB_DECLARATIES
Declaratie regel	GEB_DECLARATIE_REGELS
Machtiging	GEB_ZORG_VOORNEMEN_PERIODES
Relatie	RBH_RELATIES
Factuurkenmerk	RestFactuurID
Contract	VER_COLLECTIEVE_CONTRACTEN
Eigenrisicoregeling	VER_EIGENRISICOREGELINGEN
Polis	VER_POLISSEN

The request objects in a request always accept a UUID as ID and if the request parameter is set for the specific object type also the guessable number is accepted. For the response object(s) the UUID is returned for a specific object unless the parameter for that object type is set. In that case the guessable number is returned for the identifiers in the response message.

The following table shows the non-UUID identifiers per object type.

Object type	Identification
Betalingsregeling	ID
Incassoafspraak	ID

<b>Aanvullende informatie</b>	ID
<b>Declaratie</b>	NR
<b>Declaratie regel</b>	DCR_NR    '#'    VOLGNR
<b>Machtiging</b>	ID
<b>Relatie</b>	NR
<b>Factuurkenmerk</b>	KENMERK
<b>Contract</b>	MER_CODE    '#'    C_NUMMER_EXTERN
<b>Eigenrisicoregeling</b>	ID
<b>Polis</b>	NR

For the object types “Declaratie regel” and “Contract” the identifier is based on a concatenation of the two formerly used values separated with a “#”. Invalid concatenated values in a request will simply not identify an object and result in behaviour as if a non-existing numeric value has been passed.