

**Oracle Financial Services Revenue
Management and Billing**

OR

**Oracle Insurance Revenue
Management and Billing**

Version 9.0.0.0.0

Installation Guide

Revision 30.0

G52068-01

April 2026



Oracle Financial Services Revenue Management and Billing/Oracle Insurance Revenue Management and Billing Version 9.0.0.0.0 Installation Guide

Note: To improve the content readability, the above two products are collectively referred to as Oracle Revenue Management and Billing throughout this document.

G52068-01

Copyright Notice

Copyright © 2026, Oracle and/or its affiliates.

License Restrictions

This software and related documentation are provided under a license agreement containing restrictions on use and disclosure and are protected by intellectual property laws. Except as expressly permitted in your license agreement or allowed by law, you may not use, copy, reproduce, translate, broadcast, modify, license, transmit, distribute, exhibit, perform, publish, or display any part, in any form, or by any means. Reverse engineering, disassembly, or de-compilation of this software, unless required by law for interoperability, is prohibited.

Warranty Disclaimer

The information contained herein is subject to change without notice and is not warranted to be error-free. If you find any errors, please report them to us in writing.

Restricted Rights Notice

If this is software, software documentation, data (as defined in the Federal Acquisition Regulation), or related documentation that is delivered to the U.S. Government or anyone licensing it on behalf of the U.S. Government, then the following notice is applicable:

U.S. GOVERNMENT END USERS: Oracle programs (including any operating system, integrated software, any programs embedded, installed, or activated on delivered hardware, and modifications of such programs) and Oracle computer documentation or other Oracle data delivered to or accessed by U.S. Government end users are "commercial computer software," "commercial computer software documentation," or "limited rights data" pursuant to the applicable Federal Acquisition Regulation and agency-specific supplemental regulations. As such, the use, reproduction, duplication, release, display, disclosure, modification, preparation of derivative works, and/or adaptation of i) Oracle programs (including any operating system, integrated software, any programs embedded, installed, or activated on delivered hardware, and modifications of such programs), ii) Oracle computer documentation and/or iii) other Oracle data, is subject to the rights and limitations specified in the license contained in the applicable contract. The terms governing the U.S. Government's use of Oracle cloud services are defined by the applicable contract for such services. No other rights are granted to the U.S. Government.

Hazardous Applications Notice

This software or hardware is developed for general use in a variety of information management applications. It is not developed or intended for use in any inherently dangerous applications, including applications that may create a risk of personal injury. If you use this software or hardware in dangerous applications, then you shall be responsible to take all appropriate fail-safe, backup, redundancy, and other measures to ensure its safe use. Oracle Corporation and its affiliates disclaim any liability for any damages caused by use of this software or hardware in dangerous applications.

Trademark Notice

Oracle[®], Java, MySQL, and NetSuite are registered trademarks of Oracle and/or its affiliates. Other names may be trademarks of their respective owners.

Intel and Intel Inside are trademarks or registered trademarks of Intel Corporation. All SPARC trademarks are used under license and are trademarks or registered trademarks of SPARC International, Inc. AMD, Epyc, and the AMD logo are trademarks or registered trademarks of Advanced Micro Devices. UNIX is a registered trademark of The Open Group.

Third-Party Content, Products, and Services Disclaimer

This software or hardware and documentation may provide access to or information about content, products, and services from third parties. Oracle Corporation and its affiliates are not responsible for and expressly disclaim all warranties of any kind with respect to third-party content, products, and services unless otherwise set forth in an applicable agreement between you and Oracle. Oracle Corporation and its affiliates will not be responsible for any loss, costs, or damages incurred due to your access to or use of third-party content, products, or services, except as set forth in an applicable agreement between you and Oracle.

Preface

About This Document

This document will help you to understand the prerequisites, supported platforms, and hardware and software requirements for installing the Oracle Revenue Management and Billing (ORMB) application. It explains how to install Oracle Utilities Application Framework and Oracle Revenue Management and Billing on the application server.

Intended Audience

This document is intended for the following audience:

- End-Users
- System Administrators
- Consulting Team
- Implementation Team

The intended audience should have:

- Administrative privileges on the host where you want to install the software.
- Required experience for installing and configuring application servers and other software.

Organization of the Document

The information in this document is organized into the following sections:

Section No.	Section Name	Description
Section 1	Overview	Provides an overview on how to install the Oracle Revenue Management and Billing application.
Section 2	Application Architecture Overview	Provides an overview of the Oracle Revenue Management and Billing architecture.
Section 3	Supported Platforms and Hardware Requirements	Lists the software and hardware requirements for each application tier.
Section 4	Planning the Installation	Explains how to install and configure the Oracle Revenue Management and Billing application. It also provides checklist and worksheets which help you in the installation and configuration process.
Section 5	Installing Application Server Prerequisite Software	Lists the software that you need to install for each supported operating system and application server combination.

Section No.	Section Name	Description
Section 6	Installing the Application Server Component of Oracle Utilities Application Framework	Explains how to install Oracle Utilities Application Framework.
Section 7	Installing the Application Server Component of Oracle Revenue Management and Billing	Explains how to install the Oracle Revenue Management and Billing application. It also explains how to install the Oracle Revenue Management and Billing online help.
Section 8	Additional Tasks	Lists and describes the additional tasks that you need to perform after installing the application.
Appendix A	Application Framework Prerequisite Patches	Lists the framework patches that you need to install prior to installing the Oracle Revenue Management and Billing application.
Appendix B	ORMB V9.0.0.0.0 Rollup Packs	Lists the rollup packs available for Oracle Revenue Management and Billing Version 9.0.0.0.0. It also explains how to apply a rollup pack.
Appendix C	ORMB V9.0.0.0.0 Bug Fixes	Lists the bugs fixed in Oracle Revenue Management and Billing Version 9.0.0.0.0.
Appendix D	License and Copyright Notices	Lists all notices with reference to usage of third-party products.

Conventions

The following conventions are used across the document:

Convention	Meaning
boldface	Boldface indicates graphical user interface elements associated with an action, or terms defined in the text.
<i>italic</i>	Italic indicates a document or book title.
<code>monospace</code>	Monospace indicates commands within a paragraph, URLs, code in examples, text that appears on the screen, or information that an end-user needs to enter in the application.

Acronyms

The following acronyms are used in this document:

Acronym	Meaning
ORMB	Oracle Revenue Management and Billing
OAAF	Oracle Utilities Application Framework
FW	Framework

Acronym	Meaning
PDF	Portable Document Format
RDS	Reliable Datagram Sockets
UAT	User Acceptance Testing
IWS	Inbound Web Services
ENG	English
CM	Customer Modifications
ICU4J	International Components for Unicode
WLS	WebLogic Server

Related Documents

You can see the following documents for more information:

Document Name	Description
<i>Oracle Revenue Management and Billing Version 9.0.0.0.0 Release Notes</i>	Lists the new features and enhancements made in this release. It contains high-level information about the supported platforms, framework upgrade, supported upgrades, unsupported integrations, and media pack downloads. It also lists the discontinued features, bug fixes, and known issues in this release.
<i>Oracle Revenue Management and Billing Version 9.0.0.0.0 Release Overview Guide</i>	Describes the new features, enhancements, user interface level changes, and database level changes made in this release. The new features and enhancements are classified under three categories – Generic (which is intended for both domains), Financial Services, and Insurance. It lists and describes enhancements made in the framework. It also encloses the ORMB and OUAF deprecation notices and enables you to access the product documentation.
<i>Oracle Revenue Management and Billing Licensing Guide</i>	Lists different features which you can use when you acquire a license for the following products: <ul style="list-style-type: none"> • Oracle Financial Services Revenue Management and Billing • Oracle Insurance Revenue Management and Billing It also provides the licensing information about the third-party JARs and components which are included in the above-mentioned products.

Document Name	Description
<i>Oracle Revenue Management and Billing Quick Installation Guide</i>	Provides information about the media packs which are available for the current release. It contains information about the supported platforms, space requirements, and release-specific documentation library. In addition, it contains high-level information on how to install ORMB and selected additional software.
<i>Oracle Revenue Management and Billing Database Administrator's Guide</i>	<p>Provides information about the supported database platforms and explains how to install database with or without demo data. It contains the standards and conventions that should be followed while working with ORMB database. In addition, it lists various configurations and implementation guidelines with respect to tablespace, encryption, storage, compression, indexes, initialization parameters, listener, table partitioning, performance monitoring, memory resource management, optimizer statistics and segment advisors, etc.</p> <p>It contains various appendices which lists the new objects added in ORMB, application services configured for default user groups, new objects added in OUAF, information about OUAF system tables and ORMB rollup packs, notices about third-party JAR and other components.</p>
<i>Oracle Revenue Management and Billing Server Administration Guide</i>	<p>Provides detailed information about the product architecture, native support, directory structures, environment variables, logs, etc. It explains various concepts related to the batch server and lists and describes the scripts required for installing and configuring ORMB. It explains how to monitor the system and configure Web browser, Web application server, business application server, inbound web services, and batch server. It explains how to provide Oracle Cloud Support and how to integrate and monitor Oracle Scheduler.</p> <p>It contains various appendices which lists and describes the parameters available in the ENVIRON.INI, Web.xml, spl.properties, hibernate.properties, submitbatch.properties, threadpoolworker, coherence-cache.config.xml, and tangosol-coherence-override.xml files.</p>

Document Name	Description
<i>Oracle Revenue Management and Billing Security Guide</i>	Highlights what's new in security! Describes all the security features available in ORMB for authentication, authorization, user access, database access, LDAP and SSO integration, audit, encryption, web services, and JNDI access. It also describes how to provide support for data masking, Oracle cloud object storage, groovy, HTTP proxy, keystore, truststore, whitelist, federated architecture, and object erasure. In addition, it explains how to garble the customer information.
<i>Oracle Revenue Management and Billing Upgrade Path Guide</i>	Explains the path and pre-requisites for upgrading Oracle Revenue Management and Billing from one version to another.
<i>Oracle Revenue Management and Billing Upgrade Guide</i>	Explains how to upgrade the ORMB application server and database from one version to another. It also explains how to migrate the ORMB data from one version to another and describes the additional tasks that you need to perform after upgrading from one version to another. It includes various appendices that contain information about new tables introduced in the current release, existing tables which are modified in the current release, dropped algorithms and algorithm types, dropped characteristic types, dropped algorithm parameters, dropped option types in feature configurations, ORMB rollup packs, and SQL statements used for data migration.
<i>Oracle Revenue Management and Billing Direct Database Upgrade Guide</i>	Explains how to directly upgrade the ORMB database from 2.5.0.1.0 or any later version to the current release. It also highlights any known issues during direct database upgrade and how to handle these issues in the database.

Access to Oracle Support

Oracle customer access to and use of Oracle support services will be pursuant to the terms and conditions specified in their Oracle order for the applicable services.

Contents

1.	Overview.....	1
1.1	Installation Overview.....	1
2.	Application Architecture Overview	2
2.1	Application Architecture.....	2
2.1.1	Tier 1: Desktop/Client, or Presentation Tier	2
2.1.2	Tier 2: Web/Business Application Server, or Business Logic Tier	2
2.1.3	Tier 3: Database, or Persistence Tier	2
3.	Supported Platforms and Hardware Requirements	3
3.1	Software and Hardware Considerations	3
3.2	Requirements by Tier	4
3.2.1	Tier 1, Desktop: Software and Hardware Requirements	4
3.2.2	Tier 2, Web/Business Application Server: Software and Hardware Requirements.....	5
3.2.3	Tier 3, Database Server: Software and Hardware Requirements.....	6
3.3	Supported Platforms	6
3.3.1	Operating Systems and Application Servers	6
3.3.2	Oracle Database Servers	8
3.3.3	Oracle WebLogic Server Information.....	9
3.3.4	Oracle VM Support.....	9
3.4	Support for Software Patches and Upgrades	9
4.	Planning the Installation	10
4.1	Installation and Configuration Overview.....	10
4.2	Before You Install	12
4.2.1	Oracle WebLogic Native Installation.....	12
4.2.2	Application Server Clustering.....	12
4.2.3	Directory Names	12
4.3	Installation Checklist.....	12
4.4	Installation and Configuration Worksheets.....	13
4.5	Installation Menu Functionality Overview	13
4.5.1	Installation Menu Functionality Details	13
4.5.2	Encryption Methods	14
4.5.3	Environment Installation Options.....	14
4.5.4	Environment Configuration	16
4.5.5	Advanced Menu Options	20
5.	Installing Application Server Prerequisite Software	27
5.1	Oracle Linux 8.x and 9.x and Red Hat Enterprise Linux 8.x and 9.x Application Server	27
5.1.1	Supported Application Servers	27

5.1.2	Web/Application Server Tier	28
5.2	Microsoft Windows 2022+ Application Server	30
5.2.1	Supported Application Servers	30
5.2.2	Web/Application Server Tier	30
5.3	Additional Prerequisite Software Information	31
5.3.1	Setting Up and Using the Additional JAR Directory	31
6.	Installing the Application Server Component of Oracle Utilities Application Framework	33
6.1	Installation Overview	33
6.2	Pre-Installation Tasks	34
6.2.1	Hardware and Software Version Prerequisites	34
6.2.2	Database Installation	34
6.2.3	Installation Prerequisites	34
6.2.4	Downloading the OUAF Application Package	34
6.2.5	Decompressing the OUAF Application Package	35
6.2.6	Downloading the OUAF Rollup Package	36
6.2.7	Decompressing the OUAF Rollup Package	36
6.2.8	Setting Permissions for the CISTAB File in LINUX	37
6.3	Installing Oracle Utilities Application Framework Version 25.4	37
6.4	Configuring the OUAF Keystore	41
6.5	Post Installation Tasks	41
6.5.1	Installing Rollup Pack for OUAF Version 25.4	41
7.	Installing the Application Server Component of Oracle Revenue Management and Billing	43
7.1	Pre-installation Tasks	43
7.1.1	Downloading the ORMB Application Package	43
7.1.2	Decompressing the ORMB Application Package	44
7.2	Installing the Application	45
7.3	Post Installation Tasks	46
7.3.1	Applying the ORMB Patches	46
7.3.2	Creating the billView Directory	48
7.4	User Documentation	48
7.5	Operating the Application	48
7.6	Setting the C1-CFS Feature Configuration	49
7.7	Installing Service Packs and Patches	51
8.	Additional Tasks	52
8.1	Importing WebLogic SSL Certificates	52
8.2	Customizing Configuration Files	53
8.3	Centralized Properties Customization	53
8.4	Integrating Existing Customer Modifications	54
8.5	Building Javadocs Indexes	54

8.6	Configuring the Environment for Batch Processing	54
8.7	Customizing the Logo	54
8.8	Deploying Inbound Web Services (IWS)	55
8.9	Domain Templates.....	56
8.10	Database Patching Process.....	56
8.10.1	Applying the Database Patches	58
8.11	Invoking Custom Batch Notifier.....	59
Appendix A :	Application Framework Prerequisite Patches	61
Appendix B :	ORMB V9.0.0.0.0 Rollup Packs	62
B.1	Applying a Rollup Pack.....	62
Appendix C :	ORMB V9.0.0.0.0 Bug Fixes	63
Appendix D :	License and Copyright Notices.....	64
D.1	Third-Party Products.....	65
D.1.1	Notice Concerning Usage of ANTLR and ANTLR4	65
D.1.2	Notice Concerning Usage of Apache Software	65
D.1.3	Notice Concerning Usage of ASM	71
D.1.4	Notice Concerning Usage of Bouncy Castle Crypto	71
D.1.5	Notice Concerning Usage of CodeMirror.....	72
D.1.6	Notice Concerning Usage of DOM4J.....	72
D.1.7	Notice Concerning Usage of FullCalendar	73
D.1.8	Notice Concerning Usage of Hibernate ORM 5.6.15-FINAL.....	74
D.1.9	Notice Concerning Usage of ICU4J.....	81
D.1.10	Notice Concerning Usage of Jaxen.....	88
D.1.11	Notice Concerning Usage of JfreeChart Library.....	89
D.1.12	Notice Concerning Usage of JQuery (3.6.4)	97
D.1.13	Notice Concerning Usage of JQuery UI	97
D.1.14	Notice Concerning Usage of Knockout	98
D.1.15	Notice Concerning Usage of QR Code.....	98
D.1.16	Notice Concerning Usage of Saxon-HE	98
D.1.17	Notice Concerning Usage of SLF4J	104
D.1.18	Notice Concerning Usage of Staxmate	105
D.1.19	Notice Concerning Usage of Swagger-UI	105
D.1.20	Notice Concerning Usage of XStream	105
D.1.21	Notice Concerning Usage of naturalCompare.js.....	106

1. Overview

This section provides an overview of how to install Oracle Revenue Management and Billing (ORMB) Version 9.0.0.0.0.

1.1 Installation Overview

Oracle Revenue Management and Billing installation involves the following steps:

1. Review the different tiers of the application architecture as described in the [Application Architecture Overview](#) section.
2. Understand the hardware requirements for installing the application and the supported platforms for the application and database servers as described in the [Supported Platforms and Hardware Requirements](#) section.
3. Install the database as described in the *Oracle Revenue Management and Billing Database Administrator's Guide*.

Points to Note:

You must install the database prior to the application server.

The installation and administration of the database server tier is described in detail in the *Oracle Revenue Management and Billing Database Administrator's Guide*.

4. Plan your installation as described in the [Planning the Installation](#) section.
5. Install all required third-party software as described in the [Installing Application Server Prerequisite Software](#) section. The required software is listed for each supported combination of operating system and application server.
6. Install the framework for the application as described in the [Installing the Application Server Component of Oracle Utilities Application Framework](#) section.
7. Install Oracle Revenue Management and Billing as described in the [Installing the Application Server Component of Oracle Revenue Management and Billing](#) section.
8. Follow the post-installation guidelines described in the [Additional Tasks](#) section.

2. Application Architecture Overview

This section provides an overview of the Oracle Utilities Application Framework application architecture.

2.1 Application Architecture

The Oracle Utilities Application Framework application is deployed on multiple tiers.

See the *Oracle Revenue Management and Billing Server Administration Guide* for a more detailed description of the application architecture and individual tiers.

2.1.1 Tier 1: Desktop/Client, or Presentation Tier

This tier is implemented in a browser-based client. Users use a desktop client web browser to log in to and use the Oracle Revenue Management and Billing application.

2.1.2 Tier 2: Web/Business Application Server, or Business Logic Tier

This tier is implemented in a web application server, business application server, or the batch server. The business application component can be installed as part of the web application server, or as a separate component. Except where explicitly noted, most of the Oracle Utilities Application Framework installation documentation assumes that the web application and business application servers reside together. The batch infrastructure will also run within this tier. You can have multiple batch server instances that serve the application.

2.1.3 Tier 3: Database, or Persistence Tier

This tier is implemented in a database server. The database server stores data maintained by the Oracle Revenue Management and Billing application. More specifically, the database tier contains the data server files and database executables that physically store the tables, indexes, and other database objects for your system.

3. Supported Platforms and Hardware Requirements

This section provides an overview of tiers on which the product is implemented and shows each of the operating system and application server combinations on which the product is supported. It contains the following topics:

- [Software and Hardware Considerations](#)
- [Requirements by Tier](#)
- [Supported Platforms](#)
- [Support for Software Patches and Upgrades](#)

3.1 Software and Hardware Considerations

There are many factors that can influence software and hardware decisions. For example, your system may have to satisfy specific performance, availability, or scalability requirements, or to support running in a language other than English. These business requirements, together with the chosen system architecture, should be used in initial software and hardware planning.

Some of the questions that you should answer before beginning the installation include:

- On which hardware platform and operating system will Oracle Revenue Management and Billing be deployed?
- Which web server product will Oracle Revenue Management and Billing deploy on?
- Which database product will Oracle Revenue Management and Billing deploy on?
- Do you plan to deploy multiple Oracle Revenue Management and Billing instances on the same physical server?
- How do you plan to deploy Oracle Revenue Management and Billing?
 - Web/application/database on the same physical server
 - Web/application on one server and database on separate server
 - Each component on its own server

For detailed descriptions of various deployment architecture choices that may aid in planning, see the [Oracle Utilities Application Framework Architecture Guidelines \(Document ID: 807068.1\)](#) article on My Oracle Support.

The final hardware and software decisions must comply with the Oracle Revenue Management and Billing specific requirements as described in this section.

3.2 Requirements by Tier

The application is deployed on multiple tiers:

- [Tier 1, Desktop](#)
- [Tier 2, Web/Business Application Server](#)
- [Tier 3, Database Server](#)

3.2.1 Tier 1, Desktop: Software and Hardware Requirements

This section lists the software and hardware requirements for Tier 1 (i.e., desktop).

3.2.1.1 Hardware Requirements

The hardware requirements for the desktop are:

Configuration	Processor	Memory (RAM)	Storage	Monitor Display
Minimum	2 Gigahertz (GHz) Processor or faster with 2 or more cores, or comparable processor	8 GB	128 GB or higher (to support browser caching)	Use Redwood Large resolution (currently 1024px)
Recommended Note: The recommended configuration improves client performance.	3 Gigahertz (GHz) Processor or faster with 2 or more cores, or comparable processor	16 GB	250 GB or higher (to support browser caching)	

Points to Note:

You may need more RAM if you are planning to use more graphic intensive application features containing numerous graphs for voluminous data.

The hardware requirements mentioned above are only with respect to running the ORMB application, and without any additional software running concurrently. If you require other software running, please adjust the requirements to account for them.

3.2.1.2 Web Browser Requirements

The following operating system and web browser software are supported:

- Microsoft Windows 11 (64-bit) with Microsoft Edge v130+
- Microsoft Windows 11 (64-bit) with Mozilla Firefox ESR 128+
- Microsoft Windows 11 (64-bit) with Google Chrome Enterprise Version 130+

3.2.2 Tier 2, Web/Business Application Server: Software and Hardware Requirements

See the [Supported Platforms](#) section to determine which web application servers can be used with the operating system that will be hosting this tier.

The recommendations that follow are based on a standard installation with both the web application and business application servers on the same machine and the system running with the default values. The default values may not support a production environment. You should adjust these values according to your production needs. See the *Oracle Revenue Management and Billing Server Administration Guide* on how to change the default values. The minimum resource requirements exclude third-party software installation requirements. See the third-party vendors for specific requirements. The sizing excludes the Oracle database server installation.

3.2.2.1 Memory Requirements

For each application server deployment, a minimum of 6 GB of real memory is required, plus 6 GB of swap space.

3.2.2.2 Disk Space Requirements

The following table lists the approximate disk space requirements for a standard installation (the size represents the MINIMUM required):

Location	Size	Usage
Install DIR (\$SPLEBASE) Location	12 GB	This is the location where the application and framework are installed. The startup, shutdown, and other online log files are stored in this location. The size and space that is used should be monitored because various debugging options can significantly affect the size of log files.
Log DIR (\$SPLOUTPUT) Location	10 GB	This location is used for storing batch log files and output from batch jobs. The size of this space should be influenced by which batches are executed and how often, and the amount of debugging information that is collected.
Location of the WebLogic domain	-	This is the WebLogic Domain location. Refer to the WebLogic documentation in order to determine the location of the temporary files.
Installation Area	10 GB	The application is installed from this location. You need enough space to decompress the files and install the application.

Location	Size	Usage
Oracle Data Area	16 GB	This is the location where the Oracle Database data files are stored. The size of this space should be based on the requirements of the production environment. For an initial or demo database install, 4 GB should be sufficient.

3.2.3 Tier 3, Database Server: Software and Hardware Requirements

See the [Supported Platforms](#) section for information about the supported database servers.

3.3 Supported Platforms

The installation has been tested and certified to operate on many operating system, application server, and database server combinations. For the software requirements for each of these combinations, see the [Installing Application Server Prerequisite Software](#) section. This section contains the following topics:

- [Operating Systems and Application Servers](#)
- [Oracle Database Servers](#)
- [Oracle WebLogic Server Information](#)
- [Oracle VM Support](#)

3.3.1 Operating Systems and Application Servers

The following table lists the operating system and application server combinations on which Oracle Revenue Management and Billing Version 9.0.0.0.0 is supported:

Operating System and Web Browser (Client)	Operating System (Server)	Chipset	Application Server	Database Server
Microsoft Windows 11 (64-bit) with Microsoft Edge v130+, Mozilla	Oracle Linux 8.x and 9.x (64-bit) Note: Here, x represents the vendor supported version.	x86_64	Oracle WebLogic 14.1.2 (64-bit)	Oracle Database Server 19c

Operating System and Web Browser (Client)	Operating System (Server)	Chipset	Application Server	Database Server
Firefox ESR 128+, or Google Chrome Enterprise Version 130+	Red Hat Enterprise Linux 8.x and 9.x (64-bit) Points to Note: Here, x represents the vendor supported version. Oracle Revenue Management and Billing is tested and certified on Oracle Linux 8.x and 9.x. Oracle Linux is 100% user space-compatible with Red Hat Enterprise Linux, and therefore Oracle Revenue Management and Billing is supported on Red Hat Enterprise Linux.	x86_64	Oracle WebLogic 14.1.2 (64-bit)	Oracle Database Server 19c
Note: Version numbers suffixed with "+" are the MINIMUM version supported. That version and all future 4 th digit updates will be supported.	Microsoft Windows Server 2022+ (64-bit)	x86_64	Oracle WebLogic 14.1.2 (64-bit)	Oracle Database Server 19c

Points to Note:

Oracle Corporation distributes Oracle Linux with the following two kernels:

>> **Red Hat Compatible Kernel** – This kernel is identical to the kernel shipped in Red Hat Enterprise Linux.

>> **Unbreakable Enterprise Kernel** – This kernel is based on a later Linux 2.6-series kernel, with Oracle's own enhancements for OLTP, InfiniBand, SSD disk access, NUMA-optimizations, Reliable Datagram Sockets (RDS), async I/O, OCFS2, and networking.

Oracle claims that the Unbreakable Enterprise Kernel is compatible with Red Hat Enterprise Linux; and Oracle middleware and third-party Red Hat Enterprise Linux-certified applications can be installed and run unchanged on Unbreakable Enterprise Kernel. However, for users requiring strict compatibility with Red Hat or for users running kernel modules dependent on specific kernel versions, the Red Hat Compatible Kernel offers 100% compatibility with Red Hat Enterprise Linux.

Points to Note:

Oracle Applications are developed and tested on Oracle Linux, which is optimized for performance, stability, and security.

Microsoft Windows Server is not supported for the Production environments. We strongly recommend you install Oracle Revenue Management and Billing (ORMB) on Microsoft Windows platform only for non-production activities, such as User Acceptance Testing (UAT), development setup, and so on.

See the *Oracle Utilities Application Framework Software Development Kit* documentation for supported development environment configuration.

See the [Oracle Revenue Management and Billing Certification Matrix \(Document ID: 1674639.1\)](#) article on My Oracle Support to determine whether any new version of the operating systems, web browsers, application servers, database servers, or pre-requisites software is supported.

The Oracle WebLogic application server requires a pre-requisite software named Oracle Java SE Development Kit 17.0.13+.

3.3.2 Oracle Database Servers

Oracle Revenue Management and Billing Version 9.0.0.0.0 is supported with Oracle Database Server 19c on all operating systems listed above. The following Oracle Database Server Editions are supported:

- Oracle Database Server Enterprise Edition

Points to Note:

For instructions on how to install the database server, see [Database Installation Guide for Microsoft Windows](#) or [Database Installation Guide for Linux](#) depending on the platform you want to install the database server.

Oracle Database Enterprise Edition with the **Advanced Compression** and **Partitioning** options is strongly recommended in all situations. For more information about the Oracle Database Server requirements, see *Oracle Revenue Management and Billing Database Administrator's Guide*.

Oracle Database Client 19c is required as a pre-requisite for installing the Oracle Revenue Management and Billing application.

Note: For instructions on how to install the database client, see [Database Client Installation Guide for Microsoft Windows](#) or [Database Client Installation Guide for Linux](#) depending on the platform you want to install the database client.

3.3.3 Oracle WebLogic Server Information

You must download and install the Oracle WebLogic Server using Fusion Middleware Infrastructure Installer 14.1.2 from [Oracle Software Delivery Cloud](#).

Points to Note:

While creating a domain, select the **Oracle Restricted JRF - 14.1.2.0.0 [oracle_common]** option from the **Create Domain Using Product Templates** page in the **Fusion Middleware Configuration Wizard**. The **WebLogic Coherence Cluster Extension - 14.1.2.0.0 [wlserver]** option is selected automatically.

After creating the WebLogic domain, you need to append three arguments (i.e., `--add-opens=java.base/java.util=ALL-UNNAMED` `--add-opens=java.base/java.io=ALL-UNNAMED` `--add-opens=java.base/java.lang=ALL-UNNAMED`) in the following line of the `setDomainEnv.sh` file (located at `$DOMAIN_HOME/bin`):

```
JAVA_OPTIONS="${JAVA_OPTIONS} -  
Dweblogic.ssl.AcceptKSSDemoCertsEnabled=true
```

Code Snippet:

```
JAVA_OPTIONS="${JAVA_OPTIONS} -  
Dweblogic.ssl.AcceptKSSDemoCertsEnabled=true --add-  
opens=java.base/java.util=ALL-UNNAMED --add-  
opens=java.base/java.io=ALL-UNNAMED --add-  
opens=java.base/java.lang=ALL-UNNAMED"
```

3.3.4 Oracle VM Support

Oracle Revenue Management and Billing Version 9.0.0.0.0 is supported on Oracle VM Server for x86_64 supported releases of Oracle Linux and Microsoft Windows operating systems.

See the [Support Position for Oracle Products Running on VMWare Virtualized Environments](#) (Document ID: 249212.1) article on My Oracle Support for Oracle's Support Policy regarding VMWare.

3.4 Support for Software Patches and Upgrades

Due to the ongoing nature of software improvement, the vendors will periodically issue patches and service packs for the operating systems, application servers and database servers on which Oracle Revenue Management and Billing is tested.

If it is necessary to upgrade, you must first upgrade the testing environment that is running on the same platform as the production environment prior to updating the Oracle Revenue Management and Billing production environment.

Always contact Oracle Revenue Management and Billing Support prior to applying vendor updates that do not guarantee backward compatibility.

4. Planning the Installation

This section provides information for planning an Oracle Revenue Management and Billing installation. It contains the following topics:

- [Installation and Configuration Overview](#)
- [Before You Install](#)
- [Installation Checklist](#)
- [Installation and Configuration Worksheets](#)
- [Installation Menu Functionality Overview](#)

4.1 Installation and Configuration Overview

The following diagram provides an overview of the steps that need to be taken to install and configure Oracle Revenue Management and Billing:

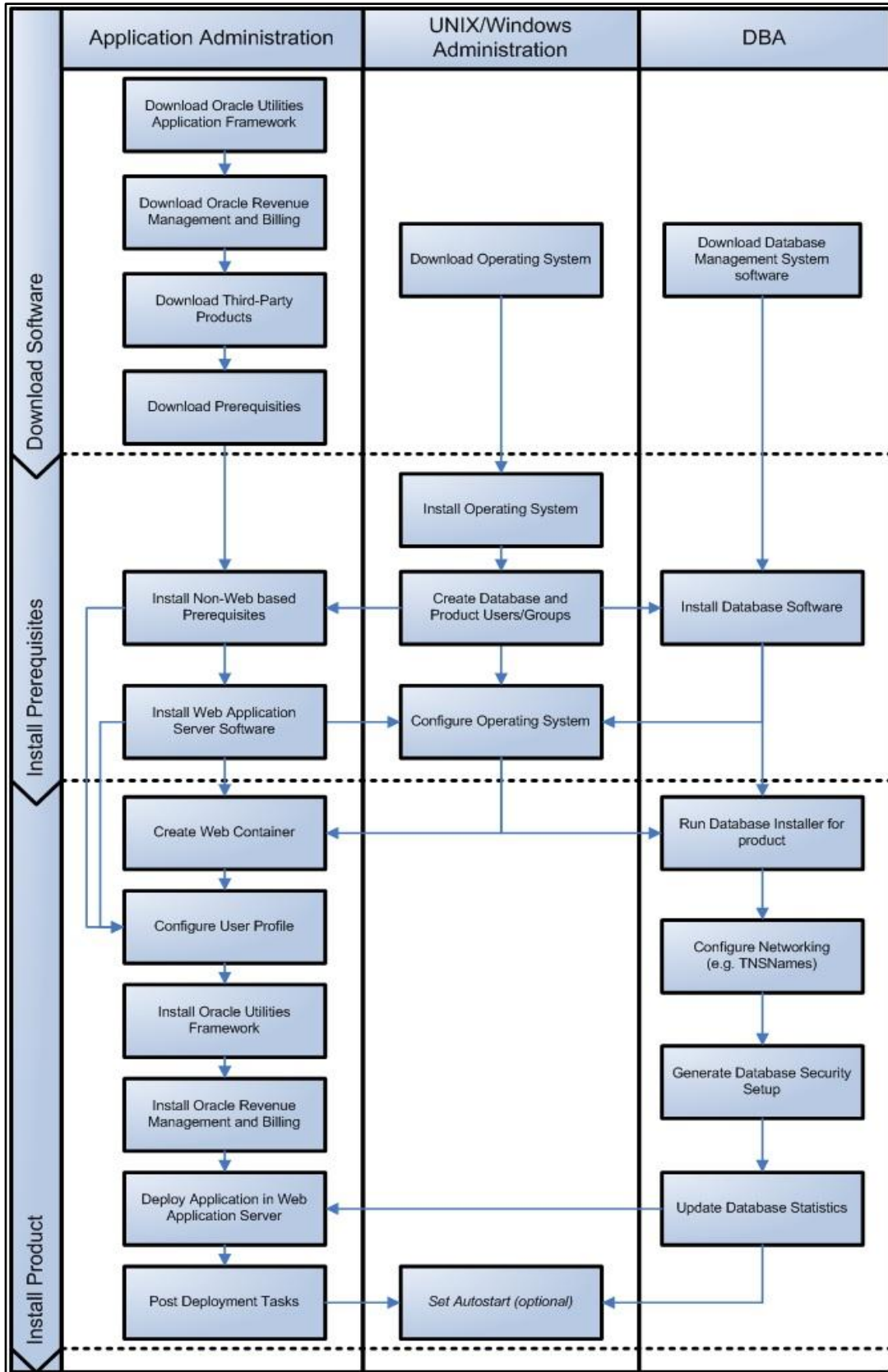


Figure 1: ORMB Installation and Configuration Steps

4.2 Before You Install

See [My Oracle Support](#) for up-to-date additional information about the Oracle Revenue Management and Billing installation.

4.2.1 Oracle WebLogic Native Installation

With Oracle Utilities Application Framework V25.4, an Oracle WebLogic native installation is required. See the [Oracle WebLogic Configuration Guide for Oracle Utilities Framework](#) (Document ID: 2413918.1) article on My Oracle Support for additional information.

4.2.2 Application Server Clustering

If you are considering application server clustering, see the [Oracle WebLogic Configuration Guide for Oracle Utilities Framework](#) (Document ID: 2413918.1) article on My Oracle Support.

For additional information about Oracle WebLogic clustering, see the [Administering Clusters for Oracle WebLogic Server](#) documentation.

4.2.3 Directory Names

Directory cannot contain whitespace characters.

4.3 Installation Checklist

The following checklist will help guide you through the installation process of the application tier. The details for each step are presented in subsequent sections.

1. Install the database as described in the *Oracle Revenue Management and Billing Database Administrator's Guide*.
2. Create Group/User ID.
3. Install the following prerequisite software:
 - a. Oracle Database Client 19c
 - b. Oracle Java SE Development Kit 17, Update 17.0.13 or Later (JDK 17.0.13+)

Note: For complete details about installing and configuring the prerequisite third-party software for your specific platform, see the [Installing Application Server Prerequisite Software](#) section.

4. Install Oracle WebLogic Server using Fusion Middleware Infrastructure Installer 14.1.2.
5. Verify that the software is installed.
6. Set up the environment variables.
7. Install Oracle Utilities Application Framework.
8. Install the rollup pack for Oracle Utilities Application Framework (prerequisite single fixes for ORMB).
9. Install Oracle Revenue Management and Billing.
10. Install the post-requisite patches or rollup packs for Oracle Revenue Management and Billing.
11. Deploy the Oracle Revenue Management and Billing application.

12. Complete the post installation tasks.
13. Complete the optional third-party product integration (such as reporting tools).

4.4 Installation and Configuration Worksheets

During the installation and configuration of the application, you will need to provide a variety of system values. These worksheets will assist you in providing that information. They should be completed before installing the application framework, as described in the [Installing the Application Server Component of Oracle Utilities Application Framework](#) section.

Note: Some web application server information will not be available until the software installation steps have been completed as described in the [Installing Application Server Prerequisite Software](#) section.

See the *Oracle Revenue Management and Billing Server Administration Guide* for additional details (such as, default value, valid values, usage, etc.).

4.5 Installation Menu Functionality Overview

The main configuration menu is structured so that related variables and/or options are grouped together and are associated by a menu item number. To access a particular group of variables and options, enter the menu item number associated with that group. Each option within that group is displayed in turn on the screen, along with a prompt so that you can type the desired value for the option, if it is not the same as the default or current value.

When performing the initial installation, you need to go through all menu options. The menu options may have a default value, a list of valid values and a validation check.

On each option prompt you can keep the current value by simply leaving the input line empty. To erase a variable value, you need to enter one dot (“.”). The leading spaces will be trimmed out on each values entered. When working with the menu, you will see the following:

- **Valid Values:** [ALFANUM] - This indicates you will need to enter an alphanumeric value in the prompt.
- **Valid Values:** [NUM] - This indicates you will need to enter a numeric value in the prompt.

Once all options are set, type <P> at the main menu prompt option. This will save the option values selected throughout the configuration.

During this processing the global variables are validated and the configuration file <SPLEBASE>/etc/ENVIRON.INI is created or updated. This file contains all the variables inputted and calculated. These are needed by the next part of the installation process.

To exit the configuration utility without saving the specified parameter values, type X and then press **Enter**.

4.5.1 Installation Menu Functionality Details

The Environment Installation Utility requires that Oracle Database Client Home is set in the path for the user performing the installation. Prior to running the installation utility, you will need to review the supported platforms document to ensure you have all the third-party software installed.

In this menu if the variables are set prior to execution, that value will be defaulted by the installation utility when performing the installation.

When the installation has been completed successfully, the values will be written to the `ENVIRON.INI` file. When `splenviron.sh` or `splenviron.cmd` is executed, it will read from the `ENVIRON.INI` file to set the environment variables. See the *Oracle Revenue Management and Billing Server Administration Guide* for more information about configuring these values.

Install the Oracle Database Client software specified in the [Supported Platforms](#) section prior to running any of the installation utilities.

The following prompt appears on executing the installation utility:

```
Enter Oracle Client Home Directory (<ENTER> quit):
```

Note: If the environmental variable `ORACLE_CLIENT_HOME` is set, the install script will validate the variable. If it passes the validation, you will not be prompted for it. This is needed to run Perl installation utilities.

4.5.2 Encryption Methods

The Oracle Utilities Application Framework installation also uses industry standard cryptography to encrypt passwords that are prompted within the installation. When these passwords are entered in the command line, the input values are not reflected on the screen when performing the installation. For more information about OUAF encryption, see the [Keystore Options](#) section.

4.5.3 Environment Installation Options

The environment installation options are available during installation. The environment installation options are categorized into the following menus:

- 1. Environment ID, Roles, Third Party Software Configuration
- 2. Keystore Options
- 50. Environment Installation Options

Note: Once the installation is complete, you can change the environment installation options (if required) using the following command:

Linux:

```
$SPLEBASE/bin/configureEnv.sh -i
```

Windows:

```
%SPLEBASE%\bin\configureEnv.cmd -i
```

However, note that you can only edit the menu options of the former two menus and not the latter menu using the `configureEnv` utility.

4.5.3.1 Environment ID, Roles, Third Party Software Configuration

The following table lists the third-party software configuration menu options:

Menu Option	Corresponding Parameter	Recommended Parameter Value
Environment ID	<code>ENVIRONMENT_ID</code>	-
Server Roles	<code>SERVER_ROLES</code>	-

Menu Option	Corresponding Parameter	Recommended Parameter Value
Oracle Client Home Directory	ORACLE_CLIENT_HOME	-
Web Java Home Directory	JAVA_HOME	-
ONS JAR Directory	ONS_JAR_DIR	-
<div style="border: 1px solid black; padding: 5px;"> <p>Note: To activate the RAC FCF, the application needs the external <code>ons.jar</code> file. The <code>ons.jar</code> file is located at <code>\$ORACLE_HOME/opmn/lib</code>. The <code>ons.jar</code> should be copied to the application server. During the OUAF installation, the relevant option should be populated with the location of the <code>ons.jar</code> file.</p> </div>		
Web Application Server Home Directory	WEB_SERVER_HOME	-
Additional JAR Directory	WLTHINT3CLIENT_JAR_DIR	-
<div style="border: 1px solid black; padding: 5px;"> <p>Note: For more information, see the Setting Up and Using the Additional JAR Directory section.</p> </div>		

For more information about the parameter, see the *Oracle Revenue Management and Billing Server Administration Guide*.

4.5.3.2 Keystore Options

The keystore is a set of files used for encryption, decryption, and hash generation. The files reside in the following locations:

- `<SPLEBASE>/ks/.ouaf_keystore`
- `<SPLEBASE>/ks/.ouaf_storepass`

To run the application correctly, data encryption, decryption, and hash generation of data in the database and on the application, server must be performed using the same keystore; otherwise, the application will fail.

From Oracle Utilities Application Framework Version 4.4.0.0.0 onwards, the keystore and truststore options have been removed from the **Environment Installation** menu and defaulted in the following user exit template that is loaded by all the properties files:

```
templates/FW_spl.properties.keystore.truststore.include
```

The user can still customize the keystore and truststore options. For more information, see the [Centralized Properties Customization](#) section.

Note: Oracle Utilities Application Framework Version below 4.4.0.0.0 still uses the keystore and truststore options stored in the existing `etc/ENVIRON.INI` file.

The following table lists the keystore menu options:

Menu Option	Corresponding Parameter	Recommended Parameter Value
Import Keystore Directory	KS_IMPORT_KEYSTORE_FOLDER	

Note: Set the **Import Keystore Directory** option to import an existing keystore from an external location. If you do not set the option, the keystore will be initialized by default.

For more information on how to setup keystores, see the *Oracle Revenue Management and Billing Security Guide*. For more information about the parameter, see the *Oracle Revenue Management and Billing Server Administration Guide*.

4.5.3.3 Environment Installation Options

The following table lists the environment installation menu options:

Menu Option	Corresponding Parameter	Recommended Parameter Value
Environment Mount Point	SPLDIR	-
Log Files Mount Point	SPLDIROUT	-
Environment Name	SPLENVIRON	-
Install Application Javadocs	WEB_ISJAVADOCS	-
Install Sample CM Source Code	CM_INSTALL_SAMPLE	-

For more information about the parameter, see the *Oracle Revenue Management and Billing Server Administration Guide*.

4.5.4 Environment Configuration

The environment configuration options are available during installation. Alternatively, you can access these options using the following command:

Linux:

```
$SPLEBASE/bin/configureEnv.sh
```

Windows:

```
%SPLEBASE%\bin\configureEnv.cmd
```

The environment configuration options are categorized into the following menus:

- 1. Environment Description
- 2. Business Application Server Configuration
- 3. Web Application Server Configuration
- 4. Database Configuration
- 5. General Configuration Options
- 6. OUAF TrustStore Options

4.5.4.1 Environment Description

The following table lists the environment menu options:

Menu Option	Corresponding Parameter	Recommended Parameter Value
Environment Description	DESC	-

For more information about the parameter, see the *Oracle Revenue Management and Billing Server Administration Guide*.

4.5.4.2 Business Application Server Configuration

The following table lists the WebLogic business application server configuration menu options:

Menu Option	Corresponding Parameter	Recommended Parameter Value
Business Server Host	BSN_WLHOST	-
Business Server Application Name	BSN_APP	-

For more information about the parameter, see the *Oracle Revenue Management and Billing Server Administration Guide*.

4.5.4.3 Web Application Server Configuration

The following table lists the WebLogic web application server configuration menu options:

Menu Option	Corresponding Parameter	Recommended Parameter Value
Web Server Host	WEB_WLHOST	-
WebLogic SSL Port Number	WEB_WLSSLPORT	-
WebLogic Console Port Number	WLS_ADMIN_PORT	-
Web Context Root	WEB_CONTEXT_ROOT	-
WebLogic JNDI User ID	WEB_WLSYSUSER	-
WebLogic JNDI Password	WEB_WLSYSPASS	-
WebLogic Server Name	WEB_WLS_SVRNAME	-
Web Server Application Name	WEB_APP	-
This Is A Production Env. And The Client Is Live	WEB_ISLIVEPRODUCTION	-
Deploy Javadocs Module	WEB_DEPLOY_JAVADOCS	-

Menu Option	Corresponding Parameter	Recommended Parameter Value
Enable The Unsecured Health Check Service	WEB_ENABLE_HEALTHCHECK	-
MDB RunAs User ID	WEB_IWS_MDB_RUNAS_USER	-
Super User Ids	WEB_IWS_SUPER_USERS	-

For more information about the parameter, see the *Oracle Revenue Management and Billing Server Administration Guide*.

4.5.4.4 Database Configuration

The following table lists the database configuration menu options:

Menu Option	Corresponding Parameter	Recommended Parameter Value
Application Server Database User ID	DBUSER	-
Application Server Database Password	DBPASS	-
Batch Database User ID	BATCH_DBUSER	-
Batch Database Password	BATCH_DBPASS	-
Web JDBC DataSource Name	JDBC_NAME	-
Database Name	DBNAME	-
Database Server	DBSERVER	-
Database Port	DBPORT	-
ONS Server Configuration	ONSCONFIG	-
Database Override Connection String	DB_OVERRIDE_CONNECTION	-
Character Based Database	CHAR_BASED_DB	-
Oracle Client Character Set NLS_LANG	NLS_LANG	-

For more information about the parameter, see the *Oracle Revenue Management and Billing Server Administration Guide*.

Points to Note:

If any of the database menu option value is changed (thus, potentially connecting to a different schema), the system displays the following warning corresponding to the menu option:

“This database option has been changed. Since the keystore and encrypted data in the database must be compatible, you have two options:

>> load the compatible keystore into the environment;

>> keep the current keystore, re-enter any encrypted information online through the application, and re-generate the database hashes.”

See the *Oracle Revenue Management and Billing Security Guide* for more information.

4.5.4.5 General Configuration Options

The following table lists the general configuration menu options:

Menu Option	Corresponding Parameter	Recommended Parameter Value
Batch RMI Port	BATCH_RMI_PORT	-
RMI Port number for JMX Business	BSN_JMX_RMI_PORT_PERFORMANCE	-
RMI Port number for JMX Web	WEB_JMX_RMI_PORT_PERFORMANCE	-
JMX Enablement System User ID	BSN_JMX_SYSUSER	-
JMX Enablement System Password	BSN_JMX_SYSPASS	-
Coherence Cluster Name	COHERENCE_CLUSTER_NAME	-
Coherence Cluster Address	COHERENCE_CLUSTER_ADDRESS	-
Coherence Cluster Port	COHERENCE_CLUSTER_PORT	-
Coherence Cluster Mode	COHERENCE_CLUSTER_MODE	-

For more information about the parameter, see the *Oracle Revenue Management and Billing Server Administration Guide*.

4.5.4.6 OUAF TrustStore Options

The OUAF TrustStore configuration is required for Inbound Web Services (IWS). From Oracle Utilities Application Framework Version 4.4.0.0.0 onwards, the keystore and truststore options have been removed from the **Environment Installation** menu and defaulted in the following user exit template that is loaded by all the properties files:

```
templates/FW_spl.properties.keystore.truststore.include
```

The user can still customize the keystore and truststore options. For more information, see the [Centralized Properties Customization](#) section.

Note: Oracle Utilities Application Framework Version below 4.4.0.0 still uses the keystore and truststore options stored in the existing **etc/ENVIRON.INI** file.

The following table lists the OUAF TrustStore menu options:

Menu Option	Corresponding Parameter	Recommended Parameter Value
Import TrustStore Directory	TS_IMPORT_KEYSTORE_FOLDER	-

For more information about the parameter, see the *Oracle Revenue Management and Billing Server Administration Guide*.

4.5.5 Advanced Menu Options

The advanced menu options are not available during installation. These options can be accessed after installation using the following commands:

Linux:

```
$SPLEBASE/bin/configureEnv.sh -a
```

Windows:

```
%SPLEBASE%\bin\configureEnv.cmd -a
```

The advanced menu options are categorized into the following menus:

- 50. Advanced Environment Miscellaneous Configuration
- 51. Advanced Environment Memory Configuration
- 52. Advanced Web Application Configuration
- 54. WebLogic Diagnostics
- 55. URI, File and URL Related Options
- 57. REST Settings For JMX
- 58. WebService Authentication Configuration

4.5.5.1 Advanced Environment Miscellaneous Configuration

The following table lists the advanced environment miscellaneous configuration menu options:

Menu Option	Corresponding Parameter	Recommended Parameter Value
OUAF DBMS Scheduler User	OUAF_DBMS_SCHEDULER_USER	-
WebLogic ThreadPoolWorker Enabled	WLS_THREADPOOLWORKERENABLED	-
Online JVM Batch Server Enabled	BATCHENABLED	-
Online JVM Batch Number of Threads	BATCHTHREADS	-
Online JVM Batch Scheduler Daemon Enabled	BATCHDAEMON	-

Menu Option	Corresponding Parameter	Recommended Parameter Value
Enable Batch Edit Functionality	BATCHEDIT_ENABLED	-
Batch Online Log Directory	BATCH_ONLINE_LOG_DIR	-
JDBC Read Timeout	JDBC_TIMEOUT	-
Enable JMS Global Flush for Batch	ENABLE_JMS_GLOBAL_FLUSH	-
Add UsernameToken.xml	ADD_USERNAME_TOKEN_XML	-
IWS Deployment Target	WLS_CLUSTER_NAME	-
Web Admin Server Host	WEB_ADMIN_SERVER	-
Split File Size in MB	TEMPSTORAGE_SPLITFILESIZE	-
GIS Service Running on the same Web Server	GIS	-
GIS Service URL	GIS_URL	-
GIS WebLogic System User ID	GIS_WLSYSUSER	-
GIS WebLogic System Password	GIS_WLSYSPASS	-
Online Display Software Home	ONLINE_DISPLAY_HOME	-
Max Queries To Hold In Cache Across All Threads	XQUERIES_TO_CACHE	-
Seconds Timeout Flush Cache Completely	XQUERY_CACHE_FLUSH_TIMEOUT	-
Malware Scan Host	MALWARE_SCAN_HOST	-
Malware Scan Port	MALWARE_SCAN_PORT	-
Malware Scan Timeout (Seconds)	MALWARE_SCAN_TIMEOUT	-

For more information about the parameter, see the *Oracle Revenue Management and Billing Server Administration Guide*.

4.5.5.2 Advanced Environment Memory Configuration

The following table lists the advanced environment memory configuration menu options:

Menu Option	Corresponding Parameter	Recommended Parameter Value
Global JVM Arguments	GLOBAL_JVMARGS	-
Ant Min Heap Size	ANT_OPT_MIN	-
Ant Max Heap Size	ANT_OPT_MAX	-

Menu Option	Corresponding Parameter	Recommended Parameter Value
Ant Additional Options	ANT_ADDITIONAL_OPT	-
Thread Pool Worker Java Min Heap Size	BATCH_MEMORY_OPT_MIN	-
Thread Pool Worker Java Max Heap Size	BATCH_MEMORY_OPT_MAX	-
Thread Pool Worker Additional Options	BATCH_MEMORY_ADDITIONAL_OPT	-

For more information about the parameter, see the *Oracle Revenue Management and Billing Server Administration Guide*.

4.5.5.3 Advanced Web Application Configuration

The following table lists the advanced web application configuration menu options:

Menu Option	Corresponding Parameter	Recommended Parameter Value
HTTP Allowed Methods	HTTP_ALLOWED_METHODS	-
Web Application Cache Settings	WEB_L2_CACHE_MODE	-
Web Server Port Number	WEB_WLPORT	-
CSRF Protection For REST Services	CSRF_PROTECTION	TRUE
OWSM Protection For REST Services	OWSM_PROTECTION_FOR_REST_SERVICES	FALSE
Domain Home Location	WLS_DOMAIN_HOME	-
Batch Cluster URL	WEB_BATCH_CLUSTER_URL	-
Strip HTML Comments	STRIP_HTML_COMMENTS	-
Authentication Login Page Type	WEB_WLAUTHMETHOD	-
Web Form Login Page	WEB_FORM_LOGIN_PAGE	-
Web Form Login Error Page	WEB_FORM_LOGIN_ERROR_PAGE	-
Javadocs Login Page	WEB_JAVADOCS_FORM_LOGIN_PAGE	-
Javadocs Form Login Error Page	WEB_JAVADOCS_FORM_LOGIN_ERROR_PAGE	-
Web Security Role	WEB_SECURITY_NAME	-
Web Principal Name	WEB_PRINCIPAL_NAME	-
Javadocs Security Role	WEB_JAVADOCS_ROLE_NAME	-

Menu Option	Corresponding Parameter	Recommended Parameter Value
Javadocs Principal Name	WEB_JAVADOCES_PRINCIPAL_NAME	-
Use Development Configuration	WEB_ISDEVELOPMENT	-
Preload All Pages on Startup	WEB_PRELOADALL	-
Maximum Age of a Cache Entry for Text	WEB_MAXAGE	-
Maximum Age of a Cache Entry for Images	WEB_MAXAGEI	-
JSP Recompile Interval(s)	WEB_WLPAGECHECKSECONDS	-
Enable Strict Transport Security	STRICT_TRANSPORT_SECURITY	-
Strict Transport Security Max Age	HSTS_MAX_AGE	-
Strict Transport Security Include Subdomains	HSTS_SUBDOMAINS	-
Strict Transport Security Preload	HSTS_PRELOAD	-
Oracle Guided Learning Id	ORACLE_GUIDED_LEARNING_ID	-

For more information about the parameter, see the *Oracle Revenue Management and Billing Server Administration Guide*.

4.5.5.4 WebLogic Diagnostics

The following table lists the WebLogic diagnostics menu options:

Menu Option	Corresponding Parameter	Recommended Parameter Value
Diagnostic Context Enabled	WLS_DIAGNOSTIC_CONTEXT_ENABLED	-

For more information about the parameter, see the *Oracle Revenue Management and Billing Server Administration Guide*.

4.5.5.5 URI, File and URL Related Options

The following table lists the URI, File and URL related menu options:

Menu Option	Corresponding Parameter	Recommended Parameter Value
Enable CORS For Embedded UI	ENABLE_CORS	-

Menu Option	Corresponding Parameter	Recommended Parameter Value
Allowed Frame Ancestors Max Number	CORS_ALLOWED_FRAME_ANCESTORS_MAX_NUMBER	-
URI For Variable CSP_FRAME_ANS_HOST1	CORS_CSP_FRAME_ANS_HOST1	-
URI For Variable CSP_FRAME_ANS_HOST2	CORS_CSP_FRAME_ANS_HOST2	-
Custom URL For CSP img-src	CSP_URL_IMG_SRC	-
Custom URL For CSP script-src	CSP_URL_SCRIPT_SRC	-
Custom URL For CSP style-src	CSP_STYLE_SRC	-
Custom URL For CSP font-src	CSP_FONT_SRC	-
Custom URL For CSP connect-src	CSP_CONNECT_SRC	-
Custom URL For CSP frame-src	CSP_URL_FRAME_SRC	-
Custom URL For CSP form-action	CSP_FORM_ACTION_SRC	-
URI For Variable FA_DOMAIN	CORS_FA_DOMAIN	-
URI For Variable ALM_DOMAIN	CORS_ALM_DOMAIN	-
Restriction URIs Enable	CLOUD_RESTRICTION_URLS_ENABLE	-
Custom SQL Security	CUSTOM_SQL_SECURITY	-
White List Full Path	CLOUD_WHITE_LIST_PATH	-
Custom White List Full Path	CLOUD_CUSTOM_WHITE_LIST_PATH	-
Substitution Variable List File Location	CLOUD_SUBSTITUTION_VARIABLE_LIST_FILE_LOCATION	-
Directory For Variable F1_CMA_FILES	CLOUD_LOCATION_F1_MIGR_ASSISTANT_FILES	-
URI For Variable F1_OAUTH2_URI	CLOUD_LOCATION_F1_OAUTH2_URI	-
URI for Variable F1_BASE_REST_URL	CLOUD_LOCATION_F1_BASE_REST_URL	-
URI for Variable F1_OPEN_API_BASE_URL	CLOUD_LOCATION_F1_OPEN_API_BASE_URL	-
URI For Variable F1_BASE_WEB_URI	CLOUD_LOCATION_F1_BASE_WEB_URI	-

Menu Option	Corresponding Parameter	Recommended Parameter Value
URI For Variable F1_BASE_IWS_URI	CLOUD_LOCATION_F1_BASE_IWS_URI	-
Consolidated Logfile Full Path	CONSOLIDATED_LOG_FILE_PATH	-
Temporary File Location	TMP_FILE_LOCATION	-

For more information about the parameter, see the *Oracle Revenue Management and Billing Server Administration Guide*.

4.5.5.6 REST Settings For JMX

The following table lists the REST settings for JMX menu options:

Menu Option	Corresponding Parameter	Recommended Parameter Value
Enable/Disable REST Service For The JMX	JMX_REST_SERVICE_FLAG	-
Hostname To Run The REST Server	JMX_REST_SERVICE_HOST	-
Batch Port For REST Server	JMX_REST_PORT_BATCH	-
Web Port For REST Server	JMX_REST_PORT_WEB	-
Business Server Port For REST Server	JMX_REST_PORT_SERVICE	-
Server Context	JMX_REST_CONTEXT	-
SSL Flag	JMX_HTTPSSL_FLAG	-
Keystore File Path	JMX_HTTPSSL_KEYSTORE_FILE	-
Keystore Type	JMX_HTTPSSL_KEYSTORE_TYPE	-
Keystore Passphrase	JMX_HTTPSSL_KEYSTORE_PASSPHRASE	-
Keypair Passphrase	JMX_HTTPSSL_KEYPAIR_PASSPHRASE	-
Trust Store File Path	JMX_HTTPSSL_TRUSTSTORE_FILE	-
Truststore Type	JMX_HTTPSSL_TRUSTSTORE_TYPE	-
Truststore Passphrase	JMX_HTTPSSL_TRUSTSTORE_PASSPHRASE	-
Http Server Username For Authentication	JMX_HTTP_REST_USERNAME	-
Http Server Password For Authentication	JMX_HTTP_REST_PASSWORD	-

For more information about the parameter, refer to the *Oracle Revenue Management and Billing Server Administration Guide*.

4.5.5.7 WebService Authentication Configuration

The following table lists the Web service authentication configuration menu options:

Menu Option	Corresponding Parameter	Recommended Parameter Value
Enable Multispeak30 Protocol	ENABLE_MULTISPEAK30	-
Enable Multispeak41 Protocol	ENABLE_MULTISPEAK41	-
Enable Cim12 Protocol	ENABLE_CIM12	-
Enable Cim20 Protocol	ENABLE_CIM20	-

For more information about the parameter, refer to the *Oracle Revenue Management and Billing Server Administration Guide*.

5. Installing Application Server Prerequisite Software

This section describes the software that needs to be installed for each of the supported operating system and application server combinations. It contains the following topics:

- [Oracle Linux 8.x and 9.x and Red Hat Enterprise Linux 8.x and 9.x Application Server](#)
- [Microsoft Windows 2022+ Application Server](#)
- [Additional Prerequisite Software Information](#)

5.1 Oracle Linux 8.x and 9.x and Red Hat Enterprise Linux 8.x and 9.x Application Server

This section describes the software requirements for operating the application using the Oracle Linux or Red Hat Enterprise Linux application server.

5.1.1 Supported Application Servers

Operating System	Chipsets	Application Server
Oracle Linux 8.x and 9.x (64-bit) Note: Here, x represents the vendor supported version.	x86_64	Oracle WebLogic 14.1.2 (64-bit)
Red Hat Enterprise Linux 8.x and 9.x (64-bit) Points to Note: Here, x represents the vendor supported version. Oracle Revenue Management and Billing is tested and certified on Oracle Linux 8.x and 9.x. Oracle Linux is 100% user space-compatible with Red Hat Enterprise Linux, and therefore Oracle Revenue Management and Billing is supported on Red Hat Enterprise Linux.	x86_64	Oracle WebLogic 14.1.2 (64-bit)

5.1.2 Web/Application Server Tier

Oracle Linux 8.x and 9.x or Red Hat Enterprise Linux 8.x and 9.x Operating System Running on x86_64 (64-bit) Architecture

Linux Administrator User ID

The following user groups and accounts must be created to install and administer the application:

Description	Default Value	Customer Defined Value
ORMB Administrator User ID	<code>cissys</code>	-
ORMB User Group	<code>cisusr</code>	-

Note: It is recommended that you change the default values for security reasons.

Throughout this document the administrator user ID is often referred to as the “`cissys`” user ID. You should substitute that with the customer defined user ID when not using the default value. After the initial install, the software should always be managed using that user ID.

By default, the `cissys` user ID is the only one which is given access to the installed files.

1. Create the `cisusr` user group.
2. Create the `cissys` user. The primary group is `cisusr`.
3. Set the primary shell for the `cissys` user to Korn Shell.

The shell scripts use “>” to overwrite shell functionality. By default, your operating system may be configured to not allow this functionality in the Users shell.

To avoid file access permission problems while executing scripts, consider placing the following command into `cissys` profile script:

```
set +o noclobber
```

Security Configuration

Various options exist to secure a system. In this application, all files will be created with the minimum permissions required to ensure that group-readable, group-writable, and group-executable files will have the correct user groups and to restrict the permissions available to legitimate users. In this way, a low privileged end user cannot directly edit configuration files and thereby bypass application security controls.

The following users and group categories must be defined to implement this security. For demonstration purposes the following users and groups will be used. These users must be created according to industry standards (including password policies). All users should be created with a default umask of 007 to ensure files created during normal operation have the correct permissions.

Replace these users and groups for your installation defaults:

User	Group	Description
<code>cissys</code>	<code>cisusr</code>	This user will be used to install the application and to apply patches. This user will own all the application files. The same care should be taken with this user ID as if it is 'root'. This user will be able to add, delete, and modify the files within the application.
<code>cisadm</code>	<code>cisusr</code>	Administrative and Operation functions will be available to this user. This user will be able to stop and start the application and batch processes but will not have access to modify any file other than the generated log files.

Note: Oracle Database Client and Oracle WebLogic should be installed as the user who will stop and start the application. For example, if you plan to run the application as the install user these components must belong to `cissys`.

You must use the same user for starting and stopping a process. For example, if `cissys` is used to start the application server, then use `cissys` to stop it as well.

Oracle Database Client 19c - Runtime Option

Oracle Database 19c Enterprise Edition can be downloaded from [Oracle Software Delivery Cloud](#). Install Oracle Database Client as described in the Oracle Database Client installation documentation. Use the `cissys` account to install Oracle Database Client. If another user installs Oracle Database Client, make sure the `cissys` user ID has the proper execute permissions.

For the `cissys` user ID, ensure that the `ORACLE_CLIENT_HOME` environment variable is set up, and that `ORACLE_CLIENT_HOME/perl/bin` is the first Perl listed in the `cissys` account's `PATH` variable.

Note: For instructions on how to install the database client, see [Database Client Installation Guide for Linux](#).

Oracle Java SE Development Kit 17, Update 17.0.13 or Later (JDK 17.0.13+)

At the time of release, Oracle Java packages could be obtained from:

<https://www.oracle.com/java/technologies/javase/jdk17-0-13-later-archive-downloads.html>

The Oracle WebLogic Server requires the 64-bit version. The main prerequisite for the web server is the version of Java mentioned above.

For the `cissys` user ID, ensure that the `JAVA_HOME` environment variable is setup, and that `java_home/bin` and `java_home/lib` can be found in the `cissys`' `PATH` variable.

Note: For instructions on how to install the JDK, see [JDK Installation Guide](#).

Oracle WebLogic Server 14.1.2 (64-bit)

Oracle WebLogic software can be downloaded from [Oracle Software Delivery Cloud](#). This application server will run as a 64-bit application.

- Download and install 64-bit Java (as documented above) before installing Oracle WebLogic.
- Download and install Oracle WebLogic Server using Fusion Middleware Infrastructure Installer 14.1.2.

Points to Note:

For instructions on how to install the WebLogic Server, see [Installing and Configuring the Oracle Fusion Middleware Infrastructure](#).

With Oracle Utilities Application Framework V25.4, an Oracle WebLogic native installation is required. See the [Oracle WebLogic Configuration Guide for Oracle Utilities Framework \(Document ID: 2413918.1\)](#) article on My Oracle Support.

While creating a domain, select the **Oracle Restricted JRF - 14.1.2.0.0 [oracle_common]** option from the **Create Domain Using Product Templates** page in the **Fusion Middleware Configuration Wizard**. The **WebLogic Coherence Cluster Extension - 14.1.2.0.0 [wlserver]** option is selected automatically.

5.2 Microsoft Windows 2022+ Application Server

This section describes the software requirements for operating the application using the Microsoft Windows application server.

5.2.1 Supported Application Servers

Operating System	Chipsets	Application Server
Microsoft Windows Server 2022+ (64-bit)	x86_64	Oracle WebLogic 14.1.2 (64-bit)

Note: Microsoft Windows Server is not supported for the Production environments. Wherever Microsoft Windows Server is referenced within this document, it is supported only for the Testing or Development environments.

5.2.2 Web/Application Server Tier

File and Directory Names Limitations

File and directory names cannot contain spaces. Due to limitations in Microsoft Windows, fully qualified filenames cannot exceed 2047 characters.

Oracle Database Client 19c — Runtime Option

Oracle Database 19c Enterprise Edition can be downloaded from [Oracle Software Delivery Cloud](#). Install Oracle Database Client as described in the Oracle Database Client installation documentation. Use the `cissys` account to install Oracle Database Client. If another user installs Oracle Database Client, make sure the `cissys` user ID has the proper execute permissions.

For the `cissys` user ID, ensure that the `ORACLE_CLIENT_HOME` environment variable is set up, and that `ORACLE_CLIENT_HOME\perl\bin` is the first Perl listed in the `cissys` account's `PATH` variable.

Note: For instructions on how to install the database client, see [Database Client Installation Guide for Microsoft Windows](#).

Oracle Java SE Development Kit 17, Update 17.0.13 or Later (JDK 17.0.13+)

At the time of release, Oracle Java packages could be obtained from:

<https://www.oracle.com/java/technologies/javase/jdk17-0-13-later-archive-downloads.html>

The Oracle WebLogic Server requires the 64-bit version. The main prerequisite for the web server is the version of Java mentioned above.

For the `cissys` user ID, ensure that the `JAVA_HOME` environment variable is setup, and that `java_home\bin` and `java_home\lib` can be found in the `cissys`' `PATH` variable.

Note: For instructions on how to install the JDK, see [JDK Installation Guide](#).

Oracle WebLogic Server 14.1.2 (64-bit)

Oracle WebLogic software can be downloaded from [Oracle Software Delivery Cloud](#). This application server will run as a 64-bit application.

- Download and install 64-bit Java (as documented above) before installing Oracle WebLogic.
- Download and install Oracle WebLogic Server using Fusion Middleware Infrastructure Installer 14.1.2.

Points to Note:

For instructions on how to install the WebLogic Server, see [Installing and Configuring the Oracle Fusion Middleware Infrastructure](#).

With Oracle Utilities Application Framework V25.4, an Oracle WebLogic native installation is required. See the [Oracle WebLogic Configuration Guide for Oracle Utilities Framework](#) (Document ID: 2413918.1) article on My Oracle Support.

While creating a domain, select the **Oracle Restricted JRF - 14.1.2.0.0 [oracle_common]** option from the **Create Domain Using Product Templates** page in the **Fusion Middleware Configuration Wizard**. The **WebLogic Coherence Cluster Extension - 14.1.2.0.0 [wlserver]** option is selected automatically.

5.3 Additional Prerequisite Software Information

This section includes the following topic:

- [Setting Up and Using the Additional JAR Directory](#)

5.3.1 Setting Up and Using the Additional JAR Directory

The **Additional JAR Directory** menu option must be set when the **Web Application Server Home Directory** menu option is not set. For example: The environment is used only for batch generation and the server has no Oracle WebLogic installed. In this scenario, the additional JAR directory must be created prior to the installation and the following list of Oracle WebLogic JARs should be copied to that directory:

- `<Web_Application_Server_Home_Directory>/server/lib/javaee-api-8.0.1.jar`
- `<Web_Application_Server_Home_Directory>/server/lib/wlthint3client.jar`

- <Web_Application_Server_Home_Directory>/../oracle_common/modules/com.fasterxml.woodstox.woodstox-core.jar
- <Web_Application_Server_Home_Directory>/../oracle_common/modules/gmbal-api-only-4.0.3.jar
- <Web_Application_Server_Home_Directory>/../oracle_common/modules/jakarta.activation-1.2.2.jar
- <Web_Application_Server_Home_Directory>/../oracle_common/modules/jakarta.jws-api-1.1.1.jar
- <Web_Application_Server_Home_Directory>/../oracle_common/modules/jakarta.xml.bind-api-2.3.3.jar
- <Web_Application_Server_Home_Directory>/../oracle_common/modules/jakarta.xml.soap-api-1.4.2.jar
- <Web_Application_Server_Home_Directory>/../oracle_common/modules/javax.mail-1.6.2.jar
- <Web_Application_Server_Home_Directory>/../oracle_common/modules/jaxb-impl-2.3.5-b230912.1728.jar
- <Web_Application_Server_Home_Directory>/../oracle_common/modules/jaxws-rt-2.3.5.jar
- <Web_Application_Server_Home_Directory>/../oracle_common/modules/jersey-client-2.45.jar
- <Web_Application_Server_Home_Directory>/../oracle_common/modules/jersey-common-2.45.jar
- <Web_Application_Server_Home_Directory>/../oracle_common/modules/jersey-media-multipart-2.45.jar
- <Web_Application_Server_Home_Directory>/../oracle_common/modules/oauth2-client-2.45.jar
- <Web_Application_Server_Home_Directory>/../oracle_common/modules/org.codehaus.woodstox.stax2-api.jar
- <Web_Application_Server_Home_Directory>/../oracle_common/modules/policy-2.7.10.jar
- <Web_Application_Server_Home_Directory>/../oracle_common/modules/saaj-impl-1.5.3.jar
- <Web_Application_Server_Home_Directory>/../oracle_common/modules/stax-ex-1.8.3.jar
- <Web_Application_Server_Home_Directory>/../oracle_common/modules/streambuffer-1.5.10.jar
- <Web_Application_Server_Home_Directory>/../oracle_common/modules/endorsed/jakarta.xml.ws-api-2.3.3.jar

If the **Web Application Server Home Directory** menu option is set, the `initialSetup` process will pull the JARs from the specified directory. However, the **Web Application Server Home Directory** menu option is not set, the `initialSetup` process will pull the JARs from the additional JAR directory.

6. Installing the Application Server Component of Oracle Utilities Application Framework

Installing the Oracle Utilities Application Framework (“the framework”) is the prerequisite and foundation for installing a framework-based application such as Oracle Revenue Management and Billing. This section describes the process for installing Oracle Utilities Application Framework. It contains the following topics:

- [Installation Overview](#)
- [Pre-Installation Tasks](#)
- [Installing Oracle Utilities Application Framework Version 25.4](#)
- [Configuring the OUAF Keystore](#)
- [Post Installation Tasks](#)

6.1 Installation Overview

You must download the installation packages for your Oracle Utilities Application Framework-based application from [Oracle Software Delivery Cloud](#). You must do a fresh installation of the application server and you cannot upgrade an existing application server. However, you can either do a fresh installation of the database or can upgrade the existing database.

Before you proceed with the installation process:

1. Complete the database installation or upgrade process. For more information, see the *Oracle Revenue Management and Billing Database Administrator’s Guide*.
2. Make sure that you have installed all the required third-party software as described in the [Installing Application Server Prerequisite Software](#) section.

Once the Oracle Utilities Application Framework installation is successfully completed and the framework application environment is created, install Oracle Revenue Management and Billing on top of the framework environment.

This section describes how to install a working Oracle Utilities Application Framework server and configure it manually to support production performance levels.

Application server installation packages delivered for this version are multi-platform and are ready to install on any supported platform. See the [Supported Platforms](#) section for more details.

6.2 Pre-Installation Tasks

This section includes the following topics:

- [Hardware and Software Version Prerequisites](#)
- [Database Installation](#)
- [Installation Prerequisites](#)
- [Downloading the OUAF Application Package](#)
- [Decompressing the OUAF Application Package](#)
- [Downloading the OUAF Rollup Package](#)
- [Decompressing the OUAF Rollup Package](#)
- [Setting Permissions for the CISTAB File in LINUX](#)

6.2.1 Hardware and Software Version Prerequisites

See the [Supported Platforms](#) section for all the prerequisites that are required to install the product.

6.2.2 Database Installation

Verify that the database has been installed and is operational. See the *Oracle Revenue Management and Billing Database Administrator's Guide* for more information.

6.2.3 Installation Prerequisites

See the [Installing Application Server Prerequisite Software](#) section for details about the preparations to be done on the server prior to installing the application server. Please carefully read the server setup requirements and make sure that all prerequisite software is installed and that all required environment variables are set. Correct server setup and proper environment variable settings are an essential prerequisite for successful environment installation.

6.2.4 Downloading the OUAF Application Package


Oracle Utilities Application Framework 25.4 media pack can be installed on the following supported platforms:

- Linux (64-bit)
- Microsoft Windows (64-bit)

The media pack includes the following packages - **Oracle Utilities Application Framework 25.4 - Database Installation Media** and **Oracle Utilities Application Framework 25.4 - Application Installation Media**.

To download the OUAF application package:

1. Login to [Oracle Software Delivery Cloud](#).
2. Select the **Release** option from the **All Categories** list.
3. Type **Oracle Utilities Application Framework** in the corresponding text box.
4. Click **Search**. A list of media packs appears in the search results.

5. Click the **Select** () icon corresponding to the **Oracle Utilities Application Framework 25.4** media pack.
6. If required, you can verify the media pack which is selected by clicking the **View Items** link.
7. Click the **Continue** link. A page appears.
8. Select the required platform from the **Platforms/Languages** list.
9. Click **Continue**. A page appears with the license agreement.
10. Scroll and read the entire license agreement and then click the **I reviewed and accept the Oracle License Agreement** option.
11. Click **Continue**. The **File Download** page appears.
12. Select the **Oracle Utilities Application Framework 25.4 - Application Installation Media** package from the media pack and then click **Download**. An executable file is downloaded on your local machine.
13. Run the executable file. The **Oracle Download Manager** window appears.
14. Browse to the location where you want to download the package and then click **Next**. A zip file is downloaded on your local machine.

6.2.5 Decompressing the OUAF Application Package

To decompress the OUAF application package:

1. Login to the application server host with the Oracle Utilities Application Framework administrator user ID (default `ciissys`).
2. Create a temporary directory such as `c:\ouaf\temp` or `/ouaf/temp`. (Referred to below as `<TEMPDIR>`.)

Note: This directory must be located outside any current or other working Oracle Utilities application environment. All files that are placed in this directory as a part of the installation can be deleted after the installation is successful.

3. Copy the **Oracle Utilities Application Framework 25.4 - Application Installation Media** package (i.e. downloaded zip file) to the `<TEMPDIR>` directory. If you are using FTP to transfer the file, remember to use the `BINARY` option for the FTP transfer.
4. Unzip the downloaded file in the `<TEMPDIR>` directory using the following commands:


```
cd <TEMPDIR>
unzip -q <INSTALL MEDIA ZIP FILE NAME>
```

The contents of the zip file include a directory named `FW-V25.4`. The contents of the installation package are identical for all supported platforms. The `FW-V25.4` folder contains the OUAF installation software.

6.2.6 Downloading the OUAF Rollup Package

The rollup pack for Oracle Utilities Application Framework Version 25.4 is shipped in the **Oracle Financial Services Revenue Management and Billing 9.0.0.0.0** and **Oracle Insurance Revenue Management and Billing 9.0.0.0.0** media packs.

To download the OUAF Rollup package:

1. Login to [Oracle Software Delivery Cloud](#).
2. Select the **Release** option from the **All Categories** list.
3. Type **Oracle Financial Services Revenue Management and Billing** or **Oracle Insurance Revenue Management and Billing** in the corresponding text box.
4. Click **Search**. A list of media packs appears in the search results.
5. Click the **Select** () icon corresponding to the **Oracle Financial Services Revenue Management and Billing 9.0.0.0.0** or **Oracle Insurance Revenue Management and Billing 9.0.0.0.0** media pack.
6. If required, you can verify the media pack which is selected by clicking the **View Items** link.
7. Click the **Continue** link. A page appears.
8. Select the required platform from the **Platforms/Languages** list.
9. Click **Continue**. A page appears with the license agreement.
10. Scroll and read the entire license agreement and then click the **I reviewed and accept the Oracle License Agreement** option.
11. Click **Continue**. The **File Download** page appears.
12. Select the **Oracle Financial Services Revenue Management and Billing 9.0.0.0.0 - Oracle Utilities Application Framework (25.4) Single Fix Prerequisite Rollup** package from the media pack and then click **Download**. An executable file is downloaded on your local machine.
13. Run the executable file. The **Oracle Download Manager** window appears.
14. Browse to the location where you want to download the package and then click **Next**. The package is downloaded on your local machine.

6.2.7 Decompressing the OUAF Rollup Package

To decompress the OUAF Rollup package:

1. Copy the **Oracle Financial Services Revenue Management and Billing 9.0.0.0.0 - Oracle Utilities Application Framework (25.4) Single Fix Prerequisite Rollup** package (i.e., downloaded zip file) to the `TEMPDIR` folder. If you are using FTP to transfer the file, remember to use the `BINARY` option for the FTP transfer.
2. Unzip the downloaded file in the `TEMPDIR` folder using the following commands:

```
cd <TEMPDIR>
```

```
unzip -q <INSTALL MEDIA ZIP FILE NAME>
```

The contents include the `ORMB-V90000-FW-PREREQ-MultiPlatform.jar` file.

6.2.8 Setting Permissions for the CISTAB File in LINUX

Every Oracle Utilities Application Framework environment installed on a server must be registered in the `/etc/cistab` file located on that server. On LINUX servers, generally only the root user ID has write permissions to the `/etc` directory. Since the installation process is run by the Oracle administrator user ID (`cissys`), this user ID may not be able to write to `/etc/cistab` table.

The install utility checks permissions and if it identifies a lack of the necessary permissions, it generates a script in the `<TEMPDIR>/FW-V25.4` directory named `cistab_<SPLENVIRON>.sh`. Run the generated script using the root account before continuing with the installation process. The script initializes the `cistab` file in `/etc` directory (if it is the first Oracle Utilities Application Framework application environment on the server) and registers a new environment.

The generated script also changes the owner of `/etc/cistab` file to the Oracle Utilities Application Framework administrator user ID, so that the next time a new environment is created by the same Oracle Utilities Application Framework administrator user ID, you do not need to run the generated script with the root user ID. Instead, the install utility itself proceeds with the registration.

6.3 Installing Oracle Utilities Application Framework Version 25.4

Note: If you are planning to install multiple Oracle Utilities Application Framework V25.4 environments operated by different administrator user IDs, you must complete the following installation steps for each administrator user ID.

To install Oracle Utilities Application Framework (OUAF) Version 25.4:

1. Login to the application server using the administrator's credentials.

Note: On Linux machine, login using the `cissys` credentials. And, on Microsoft Windows machine, login using a user with the administrator privileges.

2. Install and configure the required third-party software for the application server.

Note: You must install the prerequisite third-party software depending on the platform on which you want to install Oracle Utilities Application Framework. For more details, see the [Installing Application Server Prerequisite Software](#) section.

3. Set the Java Home path using the following command:

```
export PATH=/<Java_Home>/bin:$PATH
```

Points to Note:

The `<Java_Home>` is the location where you have installed JDK 17.0.

The above command is applicable only for LINUX platform.

4. Change to the `<TEMPDIR>/FW-V25.4` directory.

Note: The `<TEMPDIR>` directory is the location where you have extracted the contents of the **Oracle Utilities Application Framework 25.4 - Application Installation Media** package.

- Execute the application installation utility using the following command:

Linux:

```
ksh ./install.sh
```

Windows:

```
install.cmd
```

The following message appears in the command line:

```
Enter Oracle Client Home Directory (<Enter> quit):
```

Note: In Microsoft Windows platform, the installation must be on a New Technology File System (NTFS). The script will error out if the filesystem is not NTFS.

- Type `<ORACLE_CLIENT_HOME>`, and then press **Enter**. The following environment installation menus appear in the command line:
 - 1. Environment ID, Roles, Third Party Software Configuration
 - 2. Keystore Options
 - 50. Environment Installation Options

Points to Note:

The `<ORACLE_CLIENT_HOME>` is the location where Oracle Database Client is installed. This is required to execute the Perl installation utilities.

If the `ORACLE_CLIENT_HOME` environment variable is set, the installation utility will not request you to provide this information.

- Type **1** to define values for the third-party software configuration, and then press **Enter**. The utility prompts you to enter values for a list of menu options.
- Specify the required value for menu options, and then press **Enter**. The specified values are stored in the `$SPLEBASE/etc/ENVIRON.INI` file.

Note: For more details about these menu options, see the [Environment ID, Roles, Third Party Software Configuration](#) section.

- Type **2** to define values for the keystore options, and then press **Enter**. The utility prompts you to enter values for a list of menu options.
- Specify the required value for menu options, and then press **Enter**. The specified values are stored in the `$SPLEBASE/etc/ENVIRON.INI` file.

Note: For more details about these menu options, see the [Keystore Options](#) section.

- Type **50** to define values for the environment installation options, and then press **Enter**. The utility prompts you to enter values for a list of menu options.

12. Specify the required value for menu options, and then press **Enter**. The specified values are stored in the `$(SPLEBASE)/etc/ENVIRON.INI` file.

Points to Note:

`$(SPLEBASE)` or `%SPLEBASE%` is the path where the application environment is installed.

Before you specify the environment installation options, ensure that you have created an output directory named **Log Files Mount Point**. If this output directory does not exist, the installation will not be successfully executed.

For more details about these menu options, see the [Environment Installation Options](#) section.

13. Type **P** to proceed with the installation. The following environment configuration menus appear in the command line:

- 1. Environment Description
- 2. Business Application Server Configuration
- 3. Web Application Server Configuration
- 4. Database Configuration
- 5. General Configuration Options
- 6. OUAF TrustStore Options

Note: During this step, the specification of a new environment and permissions on mount points and directories are validated against the `/etc/cistab` file.

14. Type **1**, and then press **Enter**. The utility prompts you to enter the environment description.
15. Specify the environment description, and then press **Enter**. The specified values are stored in the `$(SPLEBASE)/etc/ENVIRON.INI` file.

Note: For more details, see the [Environment Description](#) section.

16. Type **2** to define values for the business application server configuration, and then press **Enter**. The utility prompts you to enter values for a list of menu options.
17. Specify the required value for menu options, and then press **Enter**. The specified values are stored in the `$(SPLEBASE)/etc/ENVIRON.INI` file.

Note: For more details about these menu options, see the [Business Application Server Configuration](#) section.

18. Type **3** to define values for the web application server configuration, and then press **Enter**. The utility prompts you to enter values for a list of menu options.
19. Specify the required value for menu options, and then press **Enter**. The specified values are stored in the `$(SPLEBASE)/etc/ENVIRON.INI` file.

Note: For more details about these menu options, see the [Web Application Server Configuration](#) section.

20. Type **4** to define values for the database configuration, and then press **Enter**. The utility prompts you to enter values for a list of menu options.

21. Specify the required value for menu options, and then press **Enter**. The specified values are stored in the `$SPLEBASE/etc/ENVIRON.INI` file.

Note: For more details about these menu options, see the [Database Configuration](#) section.

22. Type **5** to define values for the general configuration options, and then press **Enter**. The utility prompts you to enter values for a list of menu options.
23. Specify the required value for menu options, and then press **Enter**. The specified values are stored in the `$SPLEBASE/etc/ENVIRON.INI` file.

Note: For more details about these menu options, see the [General Configuration Options](#) section.

24. Type **6** to define values for the OUAF TrustStore Options, and then press **Enter**. The utility prompts you to enter values for a list of menu options.
25. Specify the required value for menu options, and then press **Enter**. The specified values are stored in the `$SPLEBASE/etc/ENVIRON.INI` file.

Note: For more details about these menu options, see the [OUAF TrustStore Options](#) section.

26. Type **P** to proceed with the installation. The Oracle Utilities Application Framework Version 25.4 is installed on the application server.

Points to Note:

The utility contains default values for some of the menu options. If required, you can change their values. While executing the `install` utility, you must set the value for the required menu options. Otherwise, the installation process will not be completed successfully.

You will be warned if you did not edit a section. You may proceed if you want to keep the default settings.

Once the installation process is completed, the following utilities are automatically executed in the specified order:

1. `initialSetup` - The `initialSetup` utility updates the template configuration files in the system. On the Linux machine, this utility is available in the `$SPLEBASE/bin` directory. And, on the Microsoft Windows machine, this utility is available in the `%SPLEBASE%\bin` directory.

2. `splenviron` - Once the `ENVIRON.INI` file is created and contains the correct environment parameters, the `splenviron` utility sets up all the necessary environment variables and shell settings for the application server to function correctly. On the Linux machine, this utility is available in the `$SPLEBASE/bin` directory. And, on the Microsoft Windows machine, this utility is available in the `%SPLEBASE%\bin` directory. The following are some of the key environment variables that are set using the `splenviron` utility:

- `$PATH` - Updated to include all the required environment scripts and objects.
- `$SPLEBASE (%SPLEBASE%)` - Indicates the `<SPLDIR>/<SPLENVIRON>` directory.
- `$SPLOUTPUT (%SPLOUTPUT%)` - Indicates the `<SPLDIROUT>/<SPLENVIRON>` directory.
- `$SPLENVIRON (%SPLENVIRON%)` - Indicates the environment name.

Points to Note:

For future operations or any post installation steps, you need to first execute the following command to setup your session to the new environment:

Linux:

```
$SPLEBASE/bin/splenviron.sh -e $SPLENVIRON
```

Windows:

```
%SPLEBASE%\bin\splenviron.cmd -e %SPLENVIRON%
```

You need to execute this script each time you want to be connected to the specific environment before performing manual operations such as shutdown, startup or performing an additional application product installation.

When you have finished the install process, your current online session will be connected to the new environment.

For more information, see the [Planning the Installation](#) section for settings and configuration.

6.4 Configuring the OUAF Keystore

See the *Oracle Revenue Management and Billing Security Guide* for a detailed description of the keystore.

6.5 Post Installation Tasks

Once you install Oracle Utilities Application Framework V25.4, you need to do the following:

1. [Install Rollup Pack for Oracle Utilities Application Framework Version 25.4](#)

The OUAF patches must be installed prior to installing Oracle Revenue Management and Billing. These patches are available as a convenience rollup in the `ORMB-V90000-FW-PREREQ-MultiPlatform.jar` file, which is included in the downloaded media pack. For a list of patches included in the OUAF rollup, see [Appendix A : Application Framework Prerequisite Patches](#).

6.5.1 Installing Rollup Pack for OUAF Version 25.4

To install the rollup pack for Oracle Utilities Application Framework Version 25.4:

1. Change to the `TEMPDIR` folder which contains the `ORMB-V90000-FW-PREREQ-MultiPlatform.jar` file.
2. Decompress the JAR file using the following command:

```
jar -xvf ORMB-V90000-FW-PREREQ-MultiPlatform.jar
```

A directory named `FW-V25.4-Rollup` is extracted. It contains the following two sub-directories:

- `Application`
- `Database`

3. Initialize the application environment where you want to install the rollup pack using the following command:

Linux:

```
$SPLEBASE/bin/splenvron.sh -e $SPLENVIRON
```

Windows:

```
$SPLEBASE\bin\splenvron.cmd -e %SPLENVIRON%
```

4. Change to the `Application` directory using the following command:

```
cd <TEMPDIR>/FW-V25.4-Rollup/Application
```

5. Execute the `installSFgroup` utility using the following command:

Linux:

```
chmod a+x installSFgroup.sh
```

```
chmod a+x FW*/*.sh
```

```
./installSFgroup.sh
```

Windows:

```
installSFgroup.cmd
```

7. Installing the Application Server Component of Oracle Revenue Management and Billing

This section describes the procedure to install Oracle Revenue Management and Billing on top of the previously created Oracle Utilities Application Framework environment. It contains the following topics:

- [Pre-installation Tasks](#)
- [Installing the Application](#)
- [Post Installation Tasks](#)
- [User Documentation](#)
- [Operating the Application](#)
- [Setting the C1-CFS Feature Configuration](#)
- [Installing Service Packs and Patches](#)

You can download the installation package from [Oracle Software Delivery Cloud](#).

To proceed with the Oracle Revenue Management and Billing installation, you need to be connected to the target framework application environment. See the detailed installation instructions in the following section.

You must initialize the Framework environment along with the required patch set prior to proceeding with the Oracle Revenue Management and Billing installation.

7.1 Pre-installation Tasks

This section describes the following tasks that you need to perform before installing Oracle Revenue Management and Billing:

- [Downloading the ORMB Application Package](#)
- [Decompressing the ORMB Application Package](#)


7.1.1 Downloading the ORMB Application Package

Oracle Financial Services Revenue Management and Billing 9.0.0.0.0 and **Oracle Insurance Revenue Management and Billing 9.0.0.0.0** media packs can be installed on the following supported platforms:

- Linux (64-bit)
- Microsoft Windows (64-bit)

The media pack includes multiple packages. For more information, see the **Media Pack Contents** section in the *Oracle Revenue Management and Billing Version 9.0.0.0.0 Quick Installation Guide*.

To download the ORMB application package:

1. Login to [Oracle Software Delivery Cloud](#).
2. Select the **Release** option from the **All Categories** list.
3. Type **Oracle Financial Services Revenue Management and Billing** or **Oracle Insurance Revenue Management and Billing** in the corresponding text box.
4. Click **Search**. A list of media packs appears in the search results.
5. Click the **Select** () icon corresponding to the **Oracle Financial Services Revenue Management and Billing 9.0.0.0.0** or **Oracle Insurance Revenue Management and Billing 9.0.0.0.0** media pack.
6. If required, you can verify the media pack which is selected by clicking the **View Items** link.
7. Click the **Continue** link. A page appears.
8. Select the required platform from the **Platforms/Languages** list.
9. Click **Continue**. A page appears with the license agreement.
10. Scroll and read the entire license agreement and then click the **I reviewed and accept the Oracle License Agreement** option.
11. Click **Continue**. The **File Download** page appears.
12. Select the **Oracle Financial Services Revenue Management and Billing 9.0.0.0.0 – Multiplatform** package from the media pack and then click **Download**. An executable file is downloaded on your local machine.
13. Run the executable file. The **Oracle Download Manager** window appears.
14. Browse to the location where you want to download the package and then click **Next**. The package is downloaded on your local machine.

7.1.2 Decompressing the ORMB Application Package

To decompress the ORMB application package:

1. Login to the host server using the Oracle Revenue Management and Billing administrator user ID (default `cissys`). This is the same user ID that was used to install Oracle Utilities Application Framework.
2. Copy the **Oracle Financial Services Revenue Management and Billing 9.0.0.0.0 - Multiplatform** package (i.e. downloaded zip file) to the `<TEMPDIR>` directory. If you are using FTP to transfer the file, remember to use the `BINARY` option for the FTP transfer.
3. Unzip the downloaded file in the `<TEMPDIR>` directory using the following commands:

```
cd <TEMPDIR>
unzip -q <INSTALL MEDIA ZIP FILE NAME>
```

The contents of the zip file include a directory named `ORMB.V9.0.0.0.0`. The contents of the installation package are identical for all supported platforms. The `ORMB.V9.0.0.0.0` folder contains the ORMB installation software.

7.2 Installing the Application

To install Oracle Revenue Management and Billing (ORMB) Version 9.0.0.0.0:

1. Login to the application server using the administrator's credentials. Note that you should use the same administrator's credentials which are used while installing OUAF.
2. Initialize the application environment (on which you want to install the application) using the following command:

Linux:

```
$SPLEBASE/bin/splenviron.sh -e $SPLENVIRON
```

Windows:

```
%SPLEBASE%\bin\splenviron.cmd -e %SPLENVIRON%
```

Where, `$SPLEBASE` or `%SPLEBASE%` is the path where the application environment is installed, and `$SPLENVIRON` or `%SPLENVIRON%` is the name of the application environment for which you want to set the environment variables.

3. Stop the managed server where the application is hosted using the Oracle WebLogic Console.
4. Change to the `ORMB.V9.0.0.0.0` directory using the following command:

Linux:

```
cd <TEMPDIR>/ORMB.V9.0.0.0.0
```

Windows:

```
cd <TEMPDIR>\ORMB.V9.0.0.0.0
```

5. Execute the `install` utility using the following command:

Linux:

```
./install.sh
```

Note: On the Linux platform, ensure that you have the execute permission for the `install.sh` utility.

Windows:

```
install.cmd
```

The following message appears in the command line:

```
Do you wish to proceed with the installation? (Y,N):
```

6. Type **Y** and then press **Enter**. A message appears informing you to type P if you want to proceed with the installation.
7. Type **P**, and then press **Enter**. If an error does not occur during installation or if you do not interrupt the installation, ORMB is installed successfully on the application environment. Note that some of the installation steps may take some time to complete.

Points to Note:

If you want to set the advanced menu options, execute the `configureEnv` utility using the following command:

Linux:

```
$SPLEBASE/bin/configureEnv.sh -a
```

Windows:

```
%SPLEBASE%\bin\configureEnv.cmd -a
```

You cannot set the advanced menu options during the installation process. These options can be set only after the application is installed. For more information, see the [Advanced Menu Options](#) section.

Before you execute the `configureEnv` utility, you need to initialize the application environment. Once you execute the `configureEnv` utility, you need to execute the `initialSetup` utility to reflect the changes (if any) in the application environment.

7.3 Post Installation Tasks

Once you install Oracle Revenue Management and Billing (ORMB) Version 9.0.0.0, you need to apply the release-specific patches on the application environment. To view the list of patches that you need to apply on the application environment, see the *ORMB V9.0.0.0 Patch Guide* on [My Oracle Support](#).

Alternatively, instead of individually applying the patches, you can download and install the rollup packs, if available, to apply a set of patches at once. For more information about the rollup packs, see [Appendix B: ORMB V9.0.0.0 Rollup Packs](#).

7.3.1 Applying the ORMB Patches

To apply a patch:

1. Download the patch from [My Oracle Support](#). A zip file is downloaded.
2. Unzip the downloaded file in your local directory. The contents include three files - `README.txt`, `MultiPlatform.zip`, and `Bug_<PATCH_NUMBER>_Product_Fix_Design.pdf`.
3. Unzip the `MultiPlatform.zip` file in your local directory. The contents include the `V9.0.0.0-<PATCH_NUMBER>_MultiPlatform` directory.
4. Change to the `V9.0.0.0-<PATCH_NUMBER>_MultiPlatform` directory using the following command:

Linux:

```
cd <DESTINATION_FOLDER_1>/V9.0.0.0-<PATCH_NUMBER>_MultiPlatform
```

Windows:

```
cd <DESTINATION_FOLDER_1>\V9.0.0.0-<PATCH_NUMBER>_MultiPlatform
```

Note: The `<DESTINATION_FOLDER_1>` directory is the location where you have extracted the contents of the `MultiPlatform.zip` file.

The contents include a file named `CCB.V9.0.0.0.0-<PATCH_NUMBER>.jar` and a directory named `database`.

- Decompress the `CCB.V9.0.0.0.0-<PATCH_NUMBER>.jar` file using the following command:

```
jar -xvf CCB.V9.0.0.0.0-<PATCH_NUMBER>.jar
```

The contents include two directories - `META-INF` and `CCB.V9.0.0.0.0-<PATCH_NUMBER>`.

- Initialize the application environment (on which you want to install the patch) using the following command:

Linux:

```
$SPLEBASE/bin/splenviron.sh -e $SPLENVIRON
```

Windows:

```
%SPLEBASE%\bin\splenviron.cmd -e %SPLENVIRON%
```

Where,

`$SPLEBASE` or `%SPLEBASE%` is the path where the application environment is installed and `$SPLENVIRON` or `%SPLENVIRON%` is the name of the application environment.

- Change to the `CCB.V9.0.0.0.0-<PATCH_NUMBER>` directory using the following command:

Linux:

```
cd <DESTINATION_FOLDER_1>/V9.0.0.0.0-  
<PATCH_NUMBER>_MultiPlatform/CCB.V9.0.0.0.0-<PATCH_NUMBER>
```

Windows:

```
cd <DESTINATION_FOLDER_1>/V9.0.0.0.0-  
<PATCH_NUMBER>_MultiPlatform\CCB.V9.0.0.0.0-<PATCH_NUMBER>
```

- Install the patch using the following command:

Linux:

```
./installSF.sh
```

Windows:

```
installSF.cmd
```

- Start the managed server using the Oracle WebLogic Console.

Points to Note:

For more information about server start and stop procedures and how to deploy the application in WebLogic, see the [Oracle WebLogic Configuration Guide for Oracle Utilities Framework](#) (Document ID: 2413918.1) article on My Oracle Support.

Ensure that you start the Node Manager and WebLogic Server before starting the Managed Server using the Node Manager.

7.3.2 Creating the billView Directory

Once you apply all required patches and single fixes, you need to create a directory named `billView` in the `$SPLAPP` directory.

7.4 User Documentation

User manuals and other technical documents are available in the Portable Document Format (PDF) format. You can download the release-specific documentation from either of the following locations:

- **Oracle Technology Network (OTN)** – You can access the ORMB release-specific documentation libraries from OTN using the following URL:

<http://www.oracle.com/technetwork/indexes/documentation/fsgbu-1364781.html>

It contains the **Documentation Library for Oracle Revenue Management and Billing On-Premises Solution** section. You can view and download a release-specific documentation library by clicking the **View Library** and **Download** links, respectively, corresponding to the respective ORMB version.

- **Oracle Help Center (OHC)** – You can access the ORMB release-specific documentation from OHC using the following URL:

<https://docs.oracle.com/en/industries/financial-services/revenue-management-billing/index.html>

The ORMB OHC page contains a drop-down list which allows you to select the ORMB version for which you want to access the documentation.

Points to Note:

You can access the documentation of a release prior to 5.0.0.0.0 from OHC by selecting the **Previous Releases** option from the list.

Always ensure that you download latest revision of the document from **OTN** or **OHC**.

From 6.0.0.0.0 release onwards, the Oracle Revenue Management and Billing Online Help (i.e., `help.ear` file) is not packaged with the application. The ORMB Online Help is published on Oracle Help Center (OHC). You can continue to use context-sensitive help from the application which will point to the respective topic on OHC.

7.5 Operating the Application

At this point your installation and custom integration process is complete. See the *Oracle Revenue Management and Billing Server Administration Guide* for more information on further configuring and operating the Oracle Revenue Management and Billing system.

7.6 Setting the C1-CFS Feature Configuration

The **C1-CFS** feature configuration enables you to indicate whether the application environment should use the file object storage service of Oracle Cloud Infrastructure (OCI). If the file object storage service of OCI is used, you need to specify the buckets or containers within the Object Storage namespace from where you need to read files for the On Demand Billing and Payment Upload features. Before specifying the buckets to read files from the external location for the On Demand Billing and Payment Upload features, you need to define a file storage extendable lookup value using the **File Storage Configuration (F1-FileStorage)** extendable lookup where the file adapter is set to **Oracle Cloud Object Storage**. For more information on how to define a file storage extendable lookup value, see the **Oracle Utilities Application Framework Administrative Processes → Configuration Tools → Miscellaneous Topics → Referencing URIs → External File Storage** in *Oracle Revenue Management and Billing Online Help*.

To set the **C1-CFS** feature configuration:

1. Login to Oracle Revenue Management and Billing Version 9.0.0.0.0.
2. Click the **Admin** link in the **Application** toolbar. A list appears.
3. From the **Admin** menu, select **F** and then click **Feature Configuration**. A sub-menu appears.
4. Click the **Search** option from the **Feature Configuration** sub-menu. The **Feature Configuration Query** screen appears.
5. In the **Feature Configuration Search** zone, enter **C1-CFS** in the **Feature Name** field.
6. Click **Search**. A list of feature configurations that meet the search criteria appears in the search results.
7. In the **Search Results** section, click the link in the **Description** column corresponding to the feature configuration whose details you want to edit. The **Feature Configuration** screen appears. It contains the following option types:

Option Type	Description	Mandatory (Yes or No)
File Object Storage Usage	<p>Used to indicate whether the application environment should use the file object storage service of Oracle Cloud Infrastructure (OCI). The valid values are:</p> <ul style="list-style-type: none"> • Y • N <div style="border: 1px solid black; padding: 5px;"> <p>Points to Note:</p> <p>By default, the value is set to N.</p> <p>You must ensure that the value of this option type is set to N in the On Premise and Cloud Service environments.</p> <p>If the value of this option type is set to Y, you need to accordingly specify the directory paths while executing the DWLDBILC, C1-PUPSG, C1-APACK, and C1-RECUP batches.</p> </div>	Yes

Option Type	Description	Mandatory (Yes or No)
	For more information, see the <i>Oracle Revenue Management and Billing Batch Guide</i> .	
ODB Extendable Lookup and Bucket	<p>Used to specify the following information in the <File Storage Extendable Lookup Value>/<Object Storage Bucket> format:</p> <ul style="list-style-type: none"> • The file storage extendable lookup value from where the cloud storage compartment and connection details are retrieved while uploading the files through the On Demand Billing feature. • The bucket or container from where you want to upload the file using the On Demand Billing feature. <p>Note: This option type is required only when the File Object Storage Usage option type is set to Y and you want to use the On Demand Billing feature.</p>	Yes (Conditional)
Payment Upd Extendable Lookup and Bucket	<p>Used to specify the following information in the <File Storage Extendable Lookup Value>/<Object Storage Bucket> format:</p> <ul style="list-style-type: none"> • The file storage extendable lookup value from where the cloud storage compartment and connection details are retrieved while uploading the files through the Payment Upload feature. • The bucket or container from where you want to upload the file using the Payment Upload feature. <p>Note: This option type is required only when the File Object Storage Usage option type is set to Y and you want to use the Payment Upload feature.</p>	Yes (Conditional)

8. Set the **File Object Storage Usage** option type to **N**.
9. Click the **Save** button in the **Page Title** area. The changes made to the feature configuration are saved.

7.7 Installing Service Packs and Patches

Periodically, Oracle Revenue Management and Billing releases a service pack of single fixes for its products. A service pack is an update to an existing release that includes solutions to known problems and other product enhancements. A service pack is not a replacement for an installation, but a pack consisting of a collection of changes and additions for it. The service pack may include changes to be applied to the application server, the database, or both. The service pack includes all files necessary for installing the collection of changes, including installation instructions.

Between services packs, Oracle Revenue Management and Billing releases patches to fix individual bugs. For information on installing patches, see the [How To Install Patches On Oracle Utilities Application Framework Based Products](#) (Document ID: 974985.1) article on My Oracle Support. Service packs and patches can be downloaded from My Oracle Support.

8. Additional Tasks

This section describes the tasks that should be completed after installing Oracle Revenue Management and Billing. It contains the following topics:

- [Importing WebLogic SSL Certificates](#)
- [Customizing Configuration Files](#)
- [Centralized Properties Customization](#)
- [Integrating Existing Customer Modifications](#)
- [Building Javadocs Indexes](#)
- [Configuring the Environment for Batch Processing](#)
- [Customizing the Logo](#)
- [Deploying Inbound Web Services \(IWS\)](#)
- [Domain Templates](#)
- [Database Patching Process](#)
- [Invoking Custom Batch Notifier](#)

8.1 Importing WebLogic SSL Certificates

If you have integrations that are using SSL, then it is necessary to import these certificates into the OUAF truststore file. Note that the SSL certificates are imported prior to deploying the IWS application.

To import the SSL certificates into the OUAF truststore file:

1. Start Oracle WebLogic.
2. Initialize a command shell and setup the environment by running the following:

Linux:

```
$SPLBASE/bin/splenvron.sh -e $SPLENVIRON
```

For example:

```
/ouaf/TEST_ENVIRON1/bin/splenvron.sh -e TEST_ENVIRON1
```

Windows:

```
%SPLBASE%\bin\splenvron.cmd -e %SPLENVIRON%
```

For example:

```
D:\ouaf\TEST_ENVIRON1\bin\splenvron.cmd -e TEST_ENVIRON1
```

3. Execute the following script to generate all the information.

Linux:

```
$SPLBASE/bin/initialSetup.sh -i [<server>:<port>]
```

Windows:

```
%SPLBASE%\bin\initialSetup.cmd -i [<server>:<port>]
```

Note: If the server name and port number are not specified, then these details are retrieved from the `ENVIRON.INI` file.

8.2 Customizing Configuration Files

You may wish to modify various configuration files. If you wish to make custom modifications in configuration files, create a 'CM copy' of the template file or user exit. This preserves your changes whenever `initialSetup` is executed; otherwise, your changes to the delivered template files will be lost if it is patched in the future.

For example, to customize the properties file of the SPLWeb web application, perform the following:

1. Locate the `spl.properties.template` file in the `$SPLEBASE/templates` directory.
2. Copy the file and rename it to `cm.spl.properties.template`.
3. Make the required changes in the `cm.spl.properties.template` file.
4. Update the application war file with the latest changes by executing the following command:

Linux:

```
$SPLEBASE/bin/initialSetup.sh
```

Windows:

```
%SPLEBASE%\bin\initialSetup.cmd
```

See the *Oracle Utilities Application Framework Software Development Kit* documentation for more details.

8.3 Centralized Properties Customization

This feature gives the ability to add, modify, and remove properties in one file. The properties are propagated to the specified property files. The template process, which is part of the `initialSetup` step, will look at the `etc/cm_properties.ini` file (this can be created as a Customer Customization). If the file exists, the content will be processed for the relevant properties.

Note: Product teams might use the `etc/<PROD>_properties.ini` file format (where `<PROD>` could be one of the lists of installed products included in the `etc/PRODUCT.txt` file). If it exists, it will be processed as well.

`cm_properties.ini`

Type of entries that could be included into the `cm_properties.ini` file and relevant type of action:

```
<PROPERTIES_FILE>:<PROPERTY_NAME>=<VALUE>
```

- Override `<PROPERTY_NAME>` in `<PROPERTIES_FILE>` with `<VALUE>` if exists.
- Insert `<PROPERTY_NAME>` in `<PROPERTIES_FILE>` with `<VALUE>` if it doesn't exist.

```
<PROPERTY_NAME>=<VALUE>
```

- Override `<PROPERTY_NAME>` in all property files with `<VALUE>`, if `<PROPERTY_NAME>` exists

```
<PROPERTIES_FILE>:<PROPERTY_NAME>=[DELETE]
```

- Remove `<PROPERTY_NAME>` from `<PROPERTIES_FILE>` if it exists.

```
<PROPERTY_NAME>=[DELETE]
```

- Remove <PROPERTY_NAME> from all property files, if <PROPERTY_NAME> exists.

Property Overriding Example

Property set in the `spl.properties.template` file:

```
com.splwg.schema.newValidations.F1=false
```

`cm_properties.ini` content:

```
spl.properties.template:com.splwg.schema.newValidations.F1=true
```

spl.properties (generated properties file result):

```
### The following line was overridden because <PROD>_properties.ini file was set to:
```

```
com.splwg.schema.newValidations.F1 = true
```

8.4 Integrating Existing Customer Modifications

To integrate customer modifications from previous release into this version of Oracle Revenue Management and Billing, the customer modifications must be re-applied to a new environment using the source code and database utilities provided with the software development kit.

See the *Oracle Utilities Application Framework Software Development Kit* documentation for more information about migrating CM code.

8.5 Building Javadocs Indexes

You must regenerate the Javadoc index file after customer modifications (CM) have been applied to an environment when the CM code includes the Java changes. To rebuild the Javadoc indexes, you need to execute the following command:

Windows:

```
%SPLEBASE%\bin\buildJavadocsIndex.cmd
```

Linux:

```
ksh $SPLEBASE/bin/buildJavadocsIndex.sh
```

8.6 Configuring the Environment for Batch Processing

See the *Oracle Revenue Management and Billing Server Administration Guide* for information about configuring the environment for batch processing.

8.7 Customizing the Logo

To replace the ORMB logo on the main menu with another image, put the new image `<customer_logo_file>.gif` file into the directory `$SPLEBASE/etc/conf/root/cm` and create a new "External" Navigation Key called `CM_logolImage`. To do that, run the ORMB application from the browser with the parameters:

```
https://<hostname>:<port>/cis.jsp?utilities=true&tools=true
```

From the Admin menu, select Navigation Key. Add the above Navigation Key with its corresponding URL Override path. The syntax for the URL path is:

Windows:

```
https://<host_name>:<websslport>/<Web_Context>/cm/<customer_logo_file>.gif
```

Linux:

```
https://<host_name>:<websslport>/<Web_Context>/cm/<customer_logo_file>.gif
```

The root directory may be deployed in war file format for runtime environment (`SPLApp.war`). Use provided utilities to incorporate your cm directory into the `SPLApp.war` file.

8.8 Deploying Inbound Web Services (IWS)

All existing XAI Inbound Services have been duplicated as inbound web services. The application no longer supports XAI. The duplicated services are designed to work seamlessly in this release, and customers providing custom services are encouraged to migrate to inbound web services to take full advantage of the new, more efficient Web service technology.

For more information on migrating from XAI to IWS, see the [Migrating from XAI to IWS Oracle Utilities Application Framework \(Document ID: 1644914.1\)](#) article on My Oracle Support. For detailed instructions on how to deploy inbound web services, see the [Oracle WebLogic Configuration Guide for Oracle Utilities Framework \(Document ID: 2413918.1\)](#) article on My Oracle Support.

Note: This is an optional step for customers using IWS instead of XAI services.

To deploy inbound web services:

1. Execute the following command:

Linux:

```
$SPLEBASE/bin/configureEnv.sh -a
```

Windows:

```
%SPLEBASE%\bin\configureEnv.cmd -a
```

2. Type 50 and set the **IWS Deployment Target** and **Web Admin Server Host** menu options.
3. Type 52 and set the **This is a development environment** menu option.
4. Type **P** to proceed with the setup.
5. Execute the following command:

Linux:

```
$SPLEBASE/bin/initialSetup.sh
```

Windows:

```
%SPLEBASE%\bin\initialSetup.cmd
```

6. Create an Oracle WebLogic user configuration file (i.e. `<SPLEBASE>/etc/.wlsuserconfig`) and an associated key file (i.e. `<SPLEBASE>/etc/.wlsuserkey`).

Note: See the Oracle WebLogic documentation for more information about the storeUserConfig WLST command.

7. Ensure that the admin server and web service target managed server(s) are running.
8. Execute the following command to import the Oracle WebLogic server certificate into Oracle Utilities Application Framework trust key store.

Linux:

```
$SPLEBASE/bin/initialSetup.sh -i
```

Windows:

```
%SPLEBASE%\bin\initialSetup.cmd -i
```

Note: For more information, see the [Oracle WebLogic Configuration Guide for Oracle Utilities Framework \(Document ID: 2413918.1\)](#) article on My Oracle Support.

9. Execute the following utility in `$SPLEBASE/bin` to deploy the web service EAR file. Note that the application server should be up before running the below command.

Linux:

```
ksh ./iwsdeploy.sh
```

Windows:

```
iwsdeploy.cmd
```

8.9 Domain Templates

Configure the Oracle WebLogic application server to deploy it. See the [Oracle WebLogic Configuration Guide for Oracle Utilities Framework \(Document ID: 2413918.1\)](#) article on My Oracle Support.

8.10 Database Patching Process

The Database Patching is a Java-based process, and therefore you can create a standalone jar which helps to install database patches on a separate server that has Java 17.0 installed. To install database patches on a separate server, you will need to create a jar file which contains the utilities and supporting files that allow you to run the database patch installer on another server.

To generate the jar file which helps to install database patches on a separate sever:

1. Initialize a command shell:

The scripts that are provided with the system need to be run from a shell prompt on the machine where you have installed the application server. Before such scripts can be run, the shell must be "initialized" by running the `splenvirom` script provided with the system.

Linux:

Login to the Linux machine as the Oracle Utilities Administrator (default `cissys`) and open a shell prompt.

In the following example, you should replace the following variables:

- `$SPLEBASE` with the full directory name where you have installed the application

- `$SPLENVIRON` with the name that you gave to the environment at the time of installation

To initialize the environment, use the following command:

```
$SPLEBASE/bin/splenviron.sh -e $SPLENVIRON
```

For example:

```
/ouaf/DEMO/bin/splenviron.sh -e DEMO
```

Windows:

You should open the command window on the Windows server where you have installed the application.

In the below example, you should replace the following variables:

- `%SPLEBASE%` with the full directory name where you have installed the application
- `%SPLENVIRON%` with the name that you gave to the environment at the time of installation

To initialize the environment, use the following command:

```
%SPLEBASE%\bin\splenviron.cmd -e %SPLENVIRON%
```

For example:

```
D:\ouaf\DEMO\bin\splenviron.cmd -e DEMO
```

2. Execute the following script to generate the JAR file:

Linux:

```
ksh $SPLEBASE/bin/createDBStandlone.sh
```

Windows:

```
%SPLEBASE%\bin\createDBStandlone.cmd
```

Note: By default, the `db_patch_standalone.jar` file is created in the `SPLEBASE/tools/dbstandalone` folder. You can use the `-l` option to change the default directory.

3. Copy the `db_patch_standalone.jar` file to the machine where you want to apply the database patches.
4. Extract the contents of the JAR file using the following command:

```
jar -xvf db_patch_standalone.jar
```

Note: You must have Java 17.0 JDK installed on the machine to use the `jar` command. Ensure that you install JDK that is supported on your platform.

8.10.1 Applying the Database Patches

On applying the database patches, the system checks whether the `$SPLEBASE` environment variable is set. If the `$SPLEBASE` environment variable is set, the utility uses the libraries under `$SPLEBASE` to apply the patch. If the `$SPLEBASE` environment variable is not set, the utility checks whether the `TOOLSBIN` environment variable is set. If the `TOOLSBIN` environment variable is set, the utility uses the libraries under the `TOOLSBIN` location to apply the patch. If both `SPLEBASE` and `TOOLSBIN` environment variables are not set, the utility prompts for the location of the `TOOLSBIN` directory. The `TOOLSBIN` is the location where the `ouafDatabasePatch.sh` and `ouafDatabasePatch.cmd` scripts are available.

Linux Example:

The `TOOLSBIN` environment variable should be set to `/ouaf/dbpatch/bin` using the following command:

```
export TOOLSBIN=/ouaf/dbpatch/bin
```

Database Patch Utility (`ouafDatabasePatch.sh`)

Linux Sample Usage:

```
ouafDatabasePatch.sh [-h] [-u] [-v] [-x] [-t tools dir] [-p ouafparms]
```

Where,

Command Line Option	Description
-h	Used to display help of the <code>ouafDatabasePatch</code> utility.
-u	Used to display usage of the <code>ouafDatabasePatch</code> utility.
-v	Used to display version of the <code>ouafDatabasePatch</code> utility.
-x	Used to specify password for the <code>ouafDatabasePatch</code> utility.
-b	Used to specify the location of the <code>TOOLSBIN</code> directory.
-p	Used to specify parameters for the <code>ouafDatabasePatch</code> utility. The parameters must be enclosed within quotes.

Note: Ensure that you have the required permissions to execute the `ouafDatabasePatch.sh` utility while applying the database patches.

Sample Command with Password

```
./ouafDatabasePatch.sh -x <password> -p "-t O -d DBNAME, DBSERVER:DBPORT:DBSID"
```

Sample Command without Password

```
./ouafDatabasePatch.sh -p "-t O -d DBNAME, DBSERVER:DBPORT:DBSID"
```

Windows Example:

The `TOOLSBIN` environment variable should be set to `c:\ouaf\dbpatch\bin` using the following command:

```
SET TOOLSBIN=c:\ouaf\dbpatch\bin
```

Database Patch Utility (`ouafDatabasePatch.cmd`)**Windows Sample Usage:**

```
ouafDatabasePatch.cmd[-h] [-u] [-v] [-x] [-b tools dir] [-p ouafparms]
```

Where,

Command Line Option	Description
-h	Used to display help of the <code>ouafDatabasePatch</code> utility.
-u	Used to display usage of the <code>ouafDatabasePatch</code> utility.
-v	Used to display version of the <code>ouafDatabasePatch</code> utility.
-x	Used to specify password for the <code>ouafDatabasePatch</code> utility.
-b	Used to specify the location of the <code>TOOLSBIN</code> directory.
-p	Used to specify parameters for the <code>ouafDatabasePatch</code> utility. The parameters must be enclosed within quotes.

Sample Command with Password

```
ouafDatabasePatch.cmd -x <password> -p "-t O -d DBNAME, DBSERVER:DBPORT:DBSID"
```

Sample Command without Password

```
ouafDatabasePatch.cmd -p "-t O -d DBNAME, DBSERVER:DBPORT:DBSID"
```

Sample Command with the `TOOLSBIN` Location

```
ouafDatabasePatch.cmd -b "C:\temp\db_patch_standalone\bin" -p "-t O -d DBNAME, DBSERVER:DBPORT:DBSID -c C:\temp\dbrollup\CDXPatch2\CDXPatch.ini"
```

8.11 Invoking Custom Batch Notifier

You need to do this additional task to ensure that the To Dos are generated once the following batches are executed:

- Upload and Validate Usage Data File (C1-ODFU)
- Billable Charge Creation (C1-ODBCH)
- Adhoc Billing (C1-FABL)
- Freeze and Complete Adhoc Bills (C1-FCADH)
- Any other standard or custom batch which is configured to generate notification once the batch is completed.

To generate custom notification once a batch is completed, you need to do the following:

1. Add the following line in the
`../$SPLEBASE/templates/threadpoolworker.properties.template` file:
`com.splwg.batch.custom.notifier=com.splwg.ccb.domain.batch.CustomBatchNotifier`
2. Re-initialize the environment using the following command:
Linux:
`$SPLEBASE/bin/initialSetup.sh`
Windows:
`%SPLEBASE%\bin\initialSetup.cmd`
3. Restart your application.

Appendix A : Application Framework Prerequisite Patches

Oracle Utilities Application Framework patches must be installed prior to installing Oracle Revenue Management and Billing. These patches are available in the rollup pack named **Oracle Financial Services Revenue Management and Billing 9.0.0.0.0 - Oracle Utilities Application Framework (25.4) Single Fix Prerequisite Rollup**. The `BUGLIST.txt` file in the `FW-V25.4-Rollup\Application` directory lists the bugs for which patches are available in the rollup pack.

Appendix B : ORMB V9.0.0.0.0 Rollup Packs

Instead of individually applying the patches, you can download and apply the release-specific rollup packs. To view the list of rollup packs that you need to apply on the application environment, see the *ORMB V9.0.0.0.0 Patch Guide* on [My Oracle Support](#).

B.1 Applying a Rollup Pack

Once you install Oracle Revenue Management and Billing Version 9.0.0.0.0, you need to apply the rollup packs listed in the *ORMB V9.0.0.0.0 Patch Guide*. To apply a rollup pack:

1. Download the rollup pack from [My Oracle Support](#). A zip file is downloaded.
2. Unzip the downloaded file in your local directory. The contents include `README.txt` and three directories named `RMB_V9.0.0.0.0_App_Rollup`, `RMB_V9.0.0.0.0_DB_Rollup`, and `RMB_V9.0.0.0.0_PFDs`.
3. Initialize the application environment (on which you want to install the rollup pack) using the following command:

Linux:

```
$SPLEBASE/bin/splenviron.sh -e $SPLENVIRON
```

Windows:

```
%SPLEBASE%\bin\splenviron.cmd -e %SPLENVIRON%
```

Where,

`$SPLEBASE` or `%SPLEBASE%` is the path where the application environment is installed and `$SPLENVIRON` or `%SPLENVIRON%` is the name of the application environment.

4. Change to the `RMB_V9.0.0.0.0_App_Rollup` directory using the following command:

Linux:

```
cd <DESTINATION_FOLDER_1>/RMB_V9.0.0.0.0_App_Rollup
```

Windows:

```
cd <DESTINATION_FOLDER_1>\RMB_V9.0.0.0.0_App_Rollup
```

Note: The `<DESTINATION_FOLDER_1>` directory is the location where you have extracted the contents of the rollup pack.

5. Install the patch using the following command:

Linux:

```
./installSFgroup.sh
```

Windows:

```
installSFgroup.cmd
```

Appendix C : ORMB V9.0.0.0.0 Bug Fixes

To view a list of bugs fixed in the current release, see [Bug Fixes](#).

Appendix D : License and Copyright Notices

This section provides license and copyright information for the associated third-party products and components. It includes the following notices:

- [Notice Concerning Usage of ANTLR and ANTLR4](#)
- [Notice Concerning Usage of Apache Software](#)
- [Notice Concerning Usage of ASM](#)
- [Notice Concerning Usage of Bouncy Castle Crypto](#)
- [Notice Concerning Usage of CodeMirror](#)
- [Notice Concerning Usage of DOM4J](#)
- [Notice Concerning Usage of FullCalendar](#)
- [Notice Concerning Usage of Hibernate ORM 5.6.15-FINAL](#)
- [Notice Concerning Usage of ICU4J](#)
- [Notice Concerning Usage of Jaxen](#)
- [Notice Concerning Usage of JfreeChart Library](#)
- [Notice Concerning Usage of JQuery \(3.6.4\)](#)
- [Notice Concerning Usage of JQuery UI](#)
- [Notice Concerning Usage of Knockout](#)
- [Notice Concerning Usage of QR Code](#)
- [Notice Concerning Usage of Saxon-HE](#)
- [Notice Concerning Usage of SLF4J](#)
- [Notice Concerning Usage of Staxmate](#)
- [Notice Concerning Usage of Swagger-UI](#)
- [Notice Concerning Usage of XStream](#)
- [Notice Concerning Usage of naturalCompare.js](#)

D.1 Third-Party Products

The following sections provide notices and information about the third-party products indicated.

D.1.1 Notice Concerning Usage of ANTLR and ANTLR4

The following files are covered under this license:

- antlr-2.7.7.jar
- antlr4-runtime-4.9.2.jar

[The BSD License]

Copyright (c) 2012-2017 The ANTLR Project. All rights reserved.

Redistribution and use in source and binary forms, with or without modification, are permitted provided that the following conditions are met:

- Redistributions of source code must retain the above copyright notice, this list of conditions and the following disclaimer.
- Redistributions in binary form must reproduce the above copyright notice, this list of conditions and the following disclaimer in the documentation and/or other materials provided with the distribution.
- Neither the name of the author nor the names of its contributors may be used to endorse or promote products derived from this software without specific prior written permission.

THIS SOFTWARE IS PROVIDED BY THE COPYRIGHT HOLDERS AND CONTRIBUTORS "AS IS" AND ANY EXPRESS OR IMPLIED WARRANTIES, INCLUDING, BUT NOT LIMITED TO, THE IMPLIED WARRANTIES OF MERCHANTABILITY AND FITNESS FOR A PARTICULAR PURPOSE ARE DISCLAIMED. IN NO EVENT SHALL THE COPYRIGHT OWNER OR CONTRIBUTORS BE LIABLE FOR ANY DIRECT, INDIRECT, INCIDENTAL, SPECIAL, EXEMPLARY, OR CONSEQUENTIAL DAMAGES (INCLUDING, BUT NOT LIMITED TO, PROCUREMENT OF SUBSTITUTE GOODS OR SERVICES; LOSS OF USE, DATA, OR PROFITS; OR BUSINESS INTERRUPTION) HOWEVER CAUSED AND ON ANY THEORY OF LIABILITY, WHETHER IN CONTRACT, STRICT LIABILITY, OR TORT (INCLUDING NEGLIGENCE OR OTHERWISE) ARISING IN ANY WAY OUT OF THE USE OF THIS SOFTWARE, EVEN IF ADVISED OF THE POSSIBILITY OF SUCH DAMAGE.

D.1.2 Notice Concerning Usage of Apache Software

The following files are covered under the Apache 2.0 license:

- accessors-smart-2.4.11.jar
- ant-1.10.14.jar
- apache-xmlbeans-4.0.0.jar
- batik-all-1.19.jar
- byte-buddy-1.12.18.jar
- cglib-3.3.0-975e481.jar
- classmate-1.5.1.jar

- commons-beanutils2-2.0.0-M2.jar
- commons-cli-1.9.0.jar
- commons-codec-1.17.1.jar
- commons-collections4-4.5.0.jar
- commons-fileupload-1.5.jar
- commons-io-2.15.1.jar
- commons-lang3-3.15.0.jar
- commons-logging-1.3.2.jar
- commons-text-1.12.0.jar
- ehcache-core-2.5.2.jar
- fontbox-3.0.3.jar
- fop-core-2.11.jar
- fop-events-2.11.jar
- fop-util-2.11.jar
- groovy-3.0.17.jar
- groovy-xml-3.0.17.jar
- httpclient5-5.2.3.jar
- httpcore5-5.2.4.jar
- httpcore5-h2-5.2.4.jar
- jackson-annotations-2.17.0.jar
- jackson-core-2.17.0.jar
- jackson-databind-2.17.0.jar
- jboss-logging-3.4.3.Final.jar
- jcl-over-slf4j-2.0.9.jar
- jettison-1.5.4.jar
- json-smart-2.5.2.jar
- log4j-api-2.25.3.jar
- log4j-core-2.25.3.jar
- nimbus-jose-jwt-9.39.jar
- ojdbc17-23.6.0.24.10
- pdfbox-io-3.0.3.jar
- spl-ccb-9.0.0.0.0.jar
- spl-oradbi-25.4
- spl-shared-25.4
- ubl-invoice-2.1.jar
- velocity-engine-core-2.3.jar
- xmlgraphics-commons-2.11.jar
- xmlresolver-6.0.19.jar

- xmlschema-core-2.3.1.jar
- xpp3-1.1.4c.jar

Apache License

Version 2.0, January 2004

<http://www.apache.org/licenses/>

TERMS AND CONDITIONS FOR USE, REPRODUCTION, AND DISTRIBUTION

1. Definitions

“License” shall mean the terms and conditions for use, reproduction, and distribution as defined by Sections 1 through 9 of this document.

“Licensor” shall mean the copyright owner or entity authorized by the copyright owner that is granting the License.

“Legal Entity” shall mean the union of the acting entity and all other entities that control, are controlled by, or are under common control with that entity. For the purposes of this definition, “control” means (i) the power, direct or indirect, to cause the direction or management of such entity, whether by contract or otherwise, or (ii) ownership of fifty percent (50%) or more of the outstanding shares, or (iii) beneficial ownership of such entity.

“You” (or “Your”) shall mean an individual or Legal Entity exercising permissions granted by this License.

“Source” form shall mean the preferred form for making modifications, including but not limited to software source code, documentation source, and configuration files.

“Object” form shall mean any form resulting from mechanical transformation or translation of a Source form, including but not limited to compiled object code, generated documentation, and conversions to other media types.

“Work” shall mean the work of authorship, whether in Source or Object form, made available under the License, as indicated by a copyright notice that is included in or attached to the work (an example is provided in the Appendix below).

“Derivative Works” shall mean any work, whether in Source or Object form, that is based on (or derived from) the Work and for which the editorial revisions, annotations, elaborations, or other modifications represent, as a whole, an original work of authorship. For the purposes of this License, Derivative Works shall not include works that remain separable from, or merely link (or bind by name) to the interfaces of, the Work and Derivative Works thereof.

“Contribution” shall mean any work of authorship, including the original version of the Work and any modifications or additions to that Work or Derivative Works thereof, that is intentionally submitted to Licensor for inclusion in the Work by the copyright owner or by an individual or Legal Entity authorized to submit on behalf of the copyright owner. For the purposes of this definition, “submitted” means any form of electronic, verbal, or written communication sent to the Licensor or its representatives, including but not limited to communication on electronic mailing lists, source code control systems, and issue tracking systems that are managed by, or on behalf of, the Licensor for the purpose of discussing and improving the Work, but excluding communication that is conspicuously marked or otherwise designated in writing by the copyright owner as “Not a Contribution.”

“Contributor” shall mean Licensor and any individual or Legal Entity on behalf of whom a Contribution has been received by Licensor and subsequently incorporated within the Work.

2. Grant of Copyright License

Subject to the terms and conditions of this License, each Contributor hereby grants to You a perpetual, worldwide, non-exclusive, no-charge, royalty-free, irrevocable copyright license to reproduce, prepare Derivative Works of, publicly display, publicly perform, sublicense, and distribute the Work and such Derivative Works in Source or Object form.

3. Grant of Patent License

Subject to the terms and conditions of this License, each Contributor hereby grants to You a perpetual, worldwide, non-exclusive, no-charge, royalty-free, irrevocable (except as stated in this section) patent license to make, have made, use, offer to sell, sell, import, and otherwise transfer the Work, where such license applies only to those patent claims licensable by such Contributor that are necessarily infringed by their Contribution(s) alone or by combination of their Contribution(s) with the Work to which such Contribution(s) was submitted. If You institute patent litigation against any entity (including a cross-claim or counterclaim in a lawsuit) alleging that the Work or a Contribution incorporated within the Work constitutes direct or contributory patent infringement, then any patent licenses granted to You under this License for that Work shall terminate as of the date such litigation is filed.

4. Redistribution

You may reproduce and distribute copies of the Work or Derivative Works thereof in any medium, with or without modifications, and in Source or Object form, provided that you meet the following conditions:

- You must give any other recipients of the Work or Derivative Works a copy of this License; and
- You must cause any modified files to carry prominent notices stating that You changed the files; and
- You must retain, in the Source form of any Derivative Works that You distribute, all copyright, patent, trademark, and attribution notices from the Source form of the Work, excluding those notices that do not pertain to any part of the Derivative Works; and
- If the Work includes a “NOTICE” text file as part of its distribution, then any Derivative Works that You distribute must include a readable copy of the attribution notices contained within such NOTICE file, excluding those notices that do not pertain to any part of the Derivative Works, in at least one of the following places: within a NOTICE text file distributed as part of the Derivative Works; within the Source form or documentation, if provided along with the Derivative Works; or, within a display generated by the Derivative Works, if and wherever such third-party notices normally appear. The contents of the NOTICE file are for informational purposes only and do not modify the License. You may add your own attribution notices within Derivative Works that you distribute, alongside or as an addendum to the NOTICE text from the Work, provided that such additional attribution notices cannot be construed as modifying the License. You may add your own copyright statement to your modifications and may provide additional or different license terms and conditions for use, reproduction, or distribution of your modifications, or for any such Derivative Works as a whole, provided your use, reproduction, and distribution of the Work otherwise complies with the conditions stated in this License.

5. **Submission of Contributions**

Unless you explicitly state otherwise, any Contribution intentionally submitted for inclusion in the Work by you to the Licensor shall be under the terms and conditions of this License, without any additional terms or conditions. Notwithstanding the above, nothing herein shall supersede or modify the terms of any separate license agreement you may have executed with Licensor regarding such Contributions.

6. **Trademarks**

This License does not grant permission to use the trade names, trademarks, service marks, or product names of the Licensor, except as required for reasonable and customary use in describing the origin of the Work and reproducing the content of the NOTICE file.

7. **Disclaimer of Warranty**

Unless required by applicable law or agreed to in writing, Licensor provides the Work (and each Contributor provides its Contributions) on an “AS IS” BASIS, WITHOUT WARRANTIES OR CONDITIONS OF ANY KIND, either express or implied, including, without limitation, any warranties or conditions of TITLE, NON-INFRINGEMENT, MERCHANTABILITY, or FITNESS FOR A PARTICULAR PURPOSE. You are solely responsible for determining the appropriateness of using or redistributing the Work and assume any risks associated with your exercise of permissions under this License.

8. **Limitation of Liability**

In no event and under no legal theory, whether in tort (including negligence), contract, or otherwise, unless required by applicable law (such as deliberate and grossly negligent acts) or agreed to in writing, shall any Contributor be liable to You for damages, including any direct, indirect, special, incidental, or consequential damages of any character arising as a result of this License or out of the use or inability to use the Work (including but not limited to damages for loss of goodwill, work stoppage, computer failure or malfunction, or any and all other commercial damages or losses), even if such Contributor has been advised of the possibility of such damages.

9. **Accepting Warranty or Additional Liability**

While redistributing the Work or Derivative Works thereof, you may choose to offer, and charge a fee for, acceptance of support, warranty, indemnity, or other liability obligations and/or rights consistent with this License. However, in accepting such obligations, you may act only on Your own behalf and on Your sole responsibility, not on behalf of any other Contributor, and only if You agree to indemnify, defend, and hold each Contributor harmless for any liability incurred by, or claims asserted against, such Contributor by reason of your accepting any such warranty or additional liability.

END OF TERMS AND CONDITIONS

D.1.3 Notice Concerning Usage of ASM

The following file is covered under this license:

- asm-9.7.jar

Copyright (c) 2000-2011, INRIA, France Telecom

All rights reserved.

Redistribution and use in source and binary forms, with or without modification, are permitted provided that the following conditions are met:

- Redistributions of source code must retain the above copyright notice, this list of conditions and the following disclaimer.
- Redistributions in binary form must reproduce the above copyright notice, this list of conditions and the following disclaimer in the documentation and/or other materials provided with the distribution.
- Neither the name of the copyright holders nor the names of its contributors may be used to endorse or promote products derived from this software without specific prior written permission.

THIS SOFTWARE IS PROVIDED BY THE COPYRIGHT HOLDERS AND CONTRIBUTORS "AS IS" AND ANY EXPRESS OR IMPLIED WARRANTIES, INCLUDING, BUT NOT LIMITED TO, THE IMPLIED WARRANTIES OF MERCHANTABILITY AND FITNESS FOR A PARTICULAR PURPOSE ARE DISCLAIMED. IN NO EVENT SHALL THE COPYRIGHT OWNER OR CONTRIBUTORS BE LIABLE FOR ANY DIRECT, INDIRECT, INCIDENTAL, SPECIAL, EXEMPLARY, OR CONSEQUENTIAL DAMAGES (INCLUDING, BUT NOT LIMITED TO, PROCUREMENT OF SUBSTITUTE GOODS OR SERVICES; LOSS OF USE, DATA, OR PROFITS; OR BUSINESS INTERRUPTION) HOWEVER CAUSED AND ON ANY THEORY OF LIABILITY, WHETHER IN CONTRACT, STRICT LIABILITY, OR TORT (INCLUDING NEGLIGENCE OR OTHERWISE) ARISING IN ANY WAY OUT OF THE USE OF THIS SOFTWARE, EVEN IF ADVISED OF THE POSSIBILITY OF SUCH DAMAGE.

D.1.4 Notice Concerning Usage of Bouncy Castle Crypto

The following files are covered under this license:

- bcpj-jdk15to18-1.78.1.jar
- bcprj-jdk15to18-1.78.1.jar
- bcprov-jdk15to18-1.78.1.jar

Except where otherwise stated, this software is distributed under a license based on the MIT X Consortium license. The OpenPGP library also includes a modified BZIP2 library which is licensed under the Apache Software License, Version 2.0.

MIT X Consortium License:

Copyright (c) 2000 - 2021 The Legion of the Bouncy Castle Inc. (<https://www.bouncycastle.org>)

Permission is hereby granted, free of charge, to any person obtaining a copy of this software and associated documentation files (the "Software"), to deal in the Software without restriction, including without limitation the rights to use, copy, modify, merge, publish, distribute, sublicense, and/or sell copies of the Software, and to permit persons to whom the Software is furnished to do so, subject to the following conditions:

The above copyright notice and this permission notice shall be included in all copies or substantial portions of the Software.

THE SOFTWARE IS PROVIDED "AS IS", WITHOUT WARRANTY OF ANY KIND, EXPRESS OR IMPLIED, INCLUDING BUT NOT LIMITED TO THE WARRANTIES OF MERCHANTABILITY, FITNESS FOR A PARTICULAR PURPOSE AND NONINFRINGEMENT. IN NO EVENT SHALL THE AUTHORS OR COPYRIGHT HOLDERS BE LIABLE FOR ANY CLAIM, DAMAGES OR OTHER LIABILITY, WHETHER IN AN ACTION OF CONTRACT, TORT OR OTHERWISE, ARISING FROM, OUT OF OR IN CONNECTION WITH THE SOFTWARE OR THE USE OR OTHER DEALINGS IN THE SOFTWARE.

D.1.5 Notice Concerning Usage of CodeMirror

Copyright (C) 2017 by Marijn Haverbeke <marijnh@gmail.com> and others.

Permission is hereby granted, free of charge, to any person obtaining a copy of this software and associated documentation files (the "Software"), to deal in the Software without restriction, including without limitation the rights to use, copy, modify, merge, publish, distribute, sublicense, and/or sell copies of the Software, and to permit persons to whom the Software is furnished to do so, subject to the following conditions:

The above copyright notice and this permission notice shall be included in all copies or substantial portions of the Software.

THE SOFTWARE IS PROVIDED "AS IS", WITHOUT WARRANTY OF ANY KIND, EXPRESS OR IMPLIED, INCLUDING BUT NOT LIMITED TO THE WARRANTIES OF MERCHANTABILITY, FITNESS FOR A PARTICULAR PURPOSE AND NONINFRINGEMENT. IN NO EVENT SHALL THE AUTHORS OR COPYRIGHT HOLDERS BE LIABLE FOR ANY CLAIM, DAMAGES OR OTHER LIABILITY, WHETHER IN AN ACTION OF CONTRACT, TORT OR OTHERWISE, ARISING FROM, OUT OF OR IN CONNECTION WITH THE SOFTWARE OR THE USE OR OTHER DEALINGS IN THE SOFTWARE.

D.1.6 Notice Concerning Usage of DOM4J

The following file is covered under this license:

- dom4j-2.1.4.jar

Copyright 2001-2016 (C) MetaStuff, Ltd. All Rights Reserved.

Redistribution and use of this software and associated documentation ("Software"), with or without modification, are permitted provided that the following conditions are met:

- Redistributions of source code must retain copyright statements and notices. Redistributions must also contain a copy of this document.
- Redistributions in binary form must reproduce the above copyright notice, this list of conditions and the following disclaimer in the documentation and/or other materials provided with the distribution.

- The name “DOM4J” must not be used to endorse or promote products derived from this Software without prior written permission of MetaStuff, Ltd. For written permission, please contact dom4j-info@metastuff.com.
- Products derived from this Software may not be called “DOM4J” nor may “DOM4J” appear in their names without prior written permission of MetaStuff, Ltd. DOM4J is a registered trademark of MetaStuff, Ltd.
- Due credit should be given to the DOM4J Project - <http://dom4j.sourceforge.net>.

THIS SOFTWARE IS PROVIDED BY METASTUFF, LTD. AND CONTRIBUTORS ``AS IS" AND ANY EXPRESSED OR IMPLIED WARRANTIES, INCLUDING, BUT NOT LIMITED TO, THE IMPLIED WARRANTIES OF MERCHANTABILITY AND FITNESS FOR A PARTICULAR PURPOSE ARE DISCLAIMED. IN NO EVENT SHALL METASTUFF, LTD. OR ITS CONTRIBUTORS BE LIABLE FOR ANY DIRECT, INDIRECT, INCIDENTAL, SPECIAL, EXEMPLARY, OR CONSEQUENTIAL DAMAGES (INCLUDING, BUT NOT LIMITED TO, PROCUREMENT OF SUBSTITUTE GOODS OR SERVICES; LOSS OF USE, DATA, OR PROFITS; OR BUSINESS INTERRUPTION) HOWEVER CAUSED AND ON ANY THEORY OF LIABILITY, WHETHER IN CONTRACT, STRICT LIABILITY, OR TORT (INCLUDING NEGLIGENCE OR OTHERWISE) ARISING IN ANY WAY OUT OF THE USE OF THIS SOFTWARE, EVEN IF ADVISED OF THE POSSIBILITY OF SUCH DAMAGE.

D.1.7 Notice Concerning Usage of FullCalendar

Copyright (c) 2021 Adam Shaw

Permission is hereby granted, free of charge, to any person obtaining a copy of this software and associated documentation files (the "Software"), to deal in the Software without restriction, including without limitation the rights to use, copy, modify, merge, publish, distribute, sublicense, and/or sell copies of the Software, and to permit persons to whom the Software is furnished to do so, subject to the following conditions:

The above copyright notice and this permission notice shall be included in all copies or substantial portions of the Software.

THE SOFTWARE IS PROVIDED "AS IS", WITHOUT WARRANTY OF ANY KIND, EXPRESS OR IMPLIED, INCLUDING BUT NOT LIMITED TO THE WARRANTIES OF MERCHANTABILITY, FITNESS FOR A PARTICULAR PURPOSE AND NONINFRINGEMENT. IN NO EVENT SHALL THE AUTHORS OR COPYRIGHT HOLDERS BE LIABLE FOR ANY CLAIM, DAMAGES OR OTHER LIABILITY, WHETHER IN AN ACTION OF CONTRACT, TORT OR OTHERWISE, ARISING FROM, OUT OF OR IN CONNECTION WITH THE SOFTWARE OR THE USE OR OTHER DEALINGS IN THE SOFTWARE.

D.1.8 Notice Concerning Usage of Hibernate ORM 5.6.15-FINAL

Copyright (c) 2001-2021 Red Hat, Inc. All Rights Reserved.

Copyright (c) 2008, Red Hat Middleware LLC or third-party contributors indicated by the @author tags or express copyright attribution statements applied by the authors. All third-party contributions are distributed under license by Red Hat Inc.

This copyrighted material is made available to anyone wishing to use, modify, copy, or redistribute it subject to the terms and conditions of the GNU Lesser General Public License, as published by the Free Software Foundation.

This program is distributed in the hope that it will be useful, but WITHOUT ANY WARRANTY; without even the implied warranty of MERCHANTABILITY or FITNESS FOR A PARTICULAR PURPOSE. See the GNU Lesser General Public License for more details.

GNU LESSER GENERAL PUBLIC LICENSE

Version 2.1, February 1999

Copyright (C) 1991, 1999 Free Software Foundation, Inc.

51 Franklin Street, Fifth Floor, Boston, MA 02110-1301 USA

Everyone is permitted to copy and distribute verbatim copies of this license document, but changing it is not allowed.

[This is the first released version of the Lesser GPL. It also counts as the successor of the GNU Library Public License, version 2, hence the version number 2.1.]

Preamble

The licenses for most software are designed to take away your freedom to share and change it. By contrast, the GNU General Public Licenses are intended to guarantee your freedom to share and change free software--to make sure the software is free for all its users.

This license, the Lesser General Public License, applies to some specially designated software packages--typically libraries--of the Free Software Foundation and other authors who decide to use it. You can use it too, but we suggest you first think carefully about whether this license or the ordinary General Public License is the better strategy to use in any particular case, based on the explanations below.

When we speak of free software, we are referring to freedom of use, not price. Our General Public Licenses are designed to make sure that you have the freedom to distribute copies of free software (and charge for this service if you wish); that you receive source code or can get it if you want it; that you can change the software and use pieces of it in new free programs; and that you are informed that you can do these things.

To protect your rights, we need to make restrictions that forbid distributors to deny you these rights or to ask you to surrender these rights. These restrictions translate to certain responsibilities for you if you distribute copies of the library or if you modify it.

For example, if you distribute copies of the library, whether gratis or for a fee, you must give the recipients all the rights that we gave you. You must make sure that they, too, receive or can get the source code. If you link other code with the library, you must provide complete object files to the recipients, so that they can relink them with the library after making changes to the library and recompiling it. And you must show them these terms so they know their rights.

We protect your rights with a two-step method: (1) we copyright the library, and (2) we offer you this license, which gives you legal permission to copy, distribute and/or modify the library.

To protect each distributor, we want to make it very clear that there is no warranty for the free library. Also, if the library is modified by someone else and passed on, the recipients should know that what they have is not the original version, so that the original author's reputation will not be affected by problems that might be introduced by others.

Finally, software patents pose a constant threat to the existence of any free program. We wish to make sure that a company cannot effectively restrict the users of a free program by obtaining a restrictive license from a patent holder. Therefore, we insist that any patent license obtained for a version of the library must be consistent with the full freedom of use specified in this license.

Most GNU software, including some libraries, is covered by the ordinary GNU General Public License. This license, the GNU Lesser General Public License, applies to certain designated libraries, and is quite different from the ordinary General Public License. We use this license for certain libraries in order to permit linking those libraries into non-free programs.

When a program is linked with a library, whether statically or using a shared library, the combination of the two is legally speaking a combined work, a derivative of the original library. The ordinary General Public License therefore permits such linking only if the entire combination fits its criteria of freedom. The Lesser General Public License permits more lax criteria for linking other code with the library.

We call this license the "Lesser" General Public License because it does Less to protect the user's freedom than the ordinary General Public License. It also provides other free software developers Less of an advantage over competing non-free programs. These disadvantages are the reason we use the ordinary General Public License for many libraries. However, the Lesser license provides advantages in certain special circumstances.

For example, on rare occasions, there may be a special need to encourage the widest possible use of a certain library, so that it becomes a de-facto standard. To achieve this, non-free programs must be allowed to use the library. A more frequent case is that a free library does the same job as widely used non-free libraries. In this case, there is little to gain by limiting the free library to free software only, so we use the Lesser General Public License.

In other cases, permission to use a particular library in non-free programs enables a greater number of people to use a large body of free software. For example, permission to use the GNU C Library in non-free programs enables many more people to use the whole GNU operating system, as well as its variant, the GNU/Linux operating system.

Although the Lesser General Public License is Less protective of the users' freedom, it does ensure that the user of a program that is linked with the Library has the freedom and the wherewithal to run that program using a modified version of the Library.

The precise terms and conditions for copying, distribution and modification follow. Pay close attention to the difference between a "work based on the library" and a "work that uses the library". The former contains code derived from the library, whereas the latter must be combined with the library in order to run.

GNU LESSER GENERAL PUBLIC LICENSE

TERMS AND CONDITIONS FOR COPYING, DISTRIBUTION AND MODIFICATION

This License Agreement applies to any software library or other program which contains a notice placed by the copyright holder or other authorized party saying it may be distributed under the terms of this Lesser General Public License (also called "this License"). Each licensee is addressed as "you".

A "library" means a collection of software functions and/or data prepared so as to be conveniently linked with application programs (which use some of those functions and data) to form executables.

The "Library", below, refers to any such software library or work which has been distributed under these terms. A "work based on the Library" means either the Library or any derivative work under copyright law: that is to say, a work containing the Library or a portion of it, either verbatim or with modifications and/or translated straightforwardly into another language. (Hereinafter, translation is included without limitation in the term "modification".)

"Source code" for a work means the preferred form of the work for making modifications to it. For a library, complete source code means all the source code for all modules it contains, plus any associated interface definition files, plus the scripts used to control compilation and installation of the library.

Activities other than copying, distribution and modification are not covered by this License; they are outside its scope. The act of running a program using the Library is not restricted, and output from such a program is covered only if its contents constitute a work based on the Library (independent of the use of the Library in a tool for writing it). Whether that is true depends on what the Library does and what the program that uses the Library does.

1. You may copy and distribute verbatim copies of the Library's complete source code as you receive it, in any medium, provided that you conspicuously and appropriately publish on each copy an appropriate copyright notice and disclaimer of warranty; keep intact all the notices that refer to this License and to the absence of any warranty; and distribute a copy of this License along with the Library.

You may charge a fee for the physical act of transferring a copy, and you may at your option offer warranty protection in exchange for a fee.

2. You may modify your copy or copies of the Library or any portion of it, thus forming a work based on the Library, and copy and distribute such modifications or work under the terms of Section 1 above, provided that you also meet all of these conditions:
 - a. The modified work must itself be a software library.
 - b. You must cause the files modified to carry prominent notices stating that you changed the files and the date of any change.
 - c. You must cause the whole of the work to be licensed at no charge to all third parties under the terms of this License.

- d. If a facility in the modified Library refers to a function or a table of data to be supplied by an application program that uses the facility, other than as an argument passed when the facility is invoked, then you must make a good faith effort to ensure that, in the event an application does not supply such function or table, the facility still operates, and performs whatever part of its purpose remains meaningful.

(For example, a function in a library to compute square roots has a purpose that is entirely well-defined independent of the application. Therefore, Subsection 2d requires that any application-supplied function or table used by this function must be optional: if the application does not supply it, the square root function must still compute square roots.)

These requirements apply to the modified work as a whole. If identifiable sections of that work are not derived from the Library, and can be reasonably considered independent and separate works in themselves, then this License, and its terms, do not apply to those sections when you distribute them as separate works. But when you distribute the same sections as part of a whole which is a work based on the Library, the distribution of the whole must be on the terms of this License, whose permissions for other licensees extend to the entire whole, and thus to each and every part regardless of who wrote it.

Thus, it is not the intent of this section to claim rights or contest your rights to work written entirely by you; rather, the intent is to exercise the right to control the distribution of derivative or collective works based on the Library.

In addition, mere aggregation of another work not based on the Library with the Library (or with a work based on the Library) on a volume of a storage or distribution medium does not bring the other work under the scope of this License.

3. You may opt to apply the terms of the ordinary GNU General Public License instead of this License to a given copy of the Library. To do this, you must alter all the notices that refer to this License, so that they refer to the ordinary GNU General Public License, version 2, instead of to this License. (If a newer version than version 2 of the ordinary GNU General Public License has appeared, then you can specify that version instead if you wish.) Do not make any other change in these notices.

Once this change is made in a given copy, it is irreversible for that copy, so the ordinary GNU General Public License applies to all subsequent copies and derivative works made from that copy.

This option is useful when you wish to copy part of the code of the Library into a program that is not a library.

4. You may copy and distribute the Library (or a portion or derivative of it, under Section 2) in object code or executable form under the terms of Sections 1 and 2 above provided that you accompany it with the complete corresponding machine-readable source code, which must be distributed under the terms of Sections 1 and 2 above on a medium customarily used for software interchange.

If distribution of object code is made by offering access to copy from a designated place, then offering equivalent access to copy the source code from the same place satisfies the requirement to distribute the source code, even though third parties are not compelled to copy the source along with the object code.

5. A program that contains no derivative of any portion of the Library, but is designed to work with the Library by being compiled or linked with it, is called a "work that uses the Library". Such a work, in isolation, is not a derivative work of the Library, and therefore falls outside the scope of this License.

However, linking a "work that uses the Library" with the Library creates an executable that is a derivative of the Library (because it contains portions of the Library), rather than a "work that uses the library". The executable is therefore covered by this License. Section 6 states terms for distribution of such executables.

When a "work that uses the Library" uses material from a header file that is part of the Library, the object code for the work may be a derivative work of the Library even though the source code is not. Whether this is true is especially significant if the work can be linked without the Library, or if the work is itself a library. The threshold for this to be true is not precisely defined by law.

If such an object file uses only numerical parameters, data structure layouts and accessors, and small macros and small inline functions (ten lines or less in length), then the use of the object file is unrestricted, regardless of whether it is legally a derivative work. (Executables containing this object code plus portions of the Library will still fall under Section 6.)

Otherwise, if the work is a derivative of the Library, you may distribute the object code for the work under the terms of Section 6. Any executables containing that work also fall under Section 6, whether or not they are linked directly with the Library itself.

6. As an exception to the Sections above, you may also combine or link a "work that uses the Library" with the Library to produce a work containing portions of the Library, and distribute that work under terms of your choice, provided that the terms permit modification of the work for the customer's own use and reverse engineering for debugging such modifications.

You must give prominent notice with each copy of the work that the Library is used in it and that the Library and its use are covered by this License. You must supply a copy of this License. If the work during execution displays copyright notices, you must include the copyright notice for the Library among them, as well as a reference directing the user to the copy of this License. Also, you must do one of these things:

- a. Accompany the work with the complete corresponding machine-readable source code for the Library including whatever changes were used in the work (which must be distributed under Sections 1 and 2 above); and, if the work is an executable linked with the Library, with the complete machine-readable "work that uses the Library", as object code and/or source code, so that the user can modify the Library and then relink to produce a modified executable containing the modified Library. (It is understood that the user who changes the contents of definitions files in the Library will not necessarily be able to recompile the application to use the modified definitions.)
- b. Use a suitable shared library mechanism for linking with the Library. A suitable mechanism is one that (1) uses at run time a copy of the library already present on the user's computer system, rather than copying library functions into the executable, and (2) will operate properly with a modified version of the library, if the user installs one, as long as the modified version is interface-compatible with the version that the work was made with.
- c. Accompany the work with a written offer, valid for at least three years, to give the same user the materials specified in Subsection 6a, above, for a charge no more than the cost of performing this distribution.

- d. If distribution of the work is made by offering access to copy from a designated place, offer equivalent access to copy the above specified materials from the same place.
- e. Verify that the user has already received a copy of these materials or that you have already sent this user a copy.

For an executable, the required form of the "work that uses the Library" must include any data and utility programs needed for reproducing the executable from it. However, as a special exception, the materials to be distributed need not include anything that is normally distributed (in either source or binary form) with the major components (compiler, kernel, and so on) of the operating system on which the executable runs, unless that component itself accompanies the executable.

It may happen that this requirement contradicts the license restrictions of other proprietary libraries that do not normally accompany the operating system. Such a contradiction means you cannot use both them and the Library together in an executable that you distribute.

7. You may place library facilities that are a work based on the Library side-by-side in a single library together with other library facilities not covered by this License, and distribute such a combined library, provided that the separate distribution of the work based on the Library and of the other library facilities is otherwise permitted, and provided that you do these two things:
 - a. Accompany the combined library with a copy of the same work based on the Library, uncombined with any other library facilities. This must be distributed under the terms of the Sections above.
 - b. Give prominent notice with the combined library of the fact that part of it is a work based on the Library, and explaining where to find the accompanying uncombined form of the same work.
8. You may not copy, modify, sublicense, link with, or distribute the Library except as expressly provided under this License. Any attempt otherwise to copy, modify, sublicense, link with, or distribute the Library is void, and will automatically terminate your rights under this License. However, parties who have received copies, or rights, from you under this License will not have their licenses terminated so long as such parties remain in full compliance.
9. You are not required to accept this License, since you have not signed it. However, nothing else grants you permission to modify or distribute the Library or its derivative works. These actions are prohibited by law if you do not accept this License. Therefore, by modifying or distributing the Library (or any work based on the Library), you indicate your acceptance of this License to do so, and all its terms and conditions for copying, distributing or modifying the Library or works based on it.
10. Each time you redistribute the Library (or any work based on the Library), the recipient automatically receives a license from the original licensor to copy, distribute, link with or modify the Library subject to these terms and conditions. You may not impose any further restrictions on the recipients' exercise of the rights granted herein. You are not responsible for enforcing compliance by third parties with this License.

11. If, as a consequence of a court judgment or allegation of patent infringement or for any other reason (not limited to patent issues), conditions are imposed on you (whether by court order, agreement or otherwise) that contradict the conditions of this License, they do not excuse you from the conditions of this License. If you cannot distribute so as to satisfy simultaneously your obligations under this License and any other pertinent obligations, then as a consequence you may not distribute the Library at all. For example, if a patent license would not permit royalty-free redistribution of the Library by all those who receive copies directly or indirectly through you, then the only way you could satisfy both it and this License would be to refrain entirely from distribution of the Library.

If any portion of this section is held invalid or unenforceable under any particular circumstance, the balance of the section is intended to apply, and the section as a whole is intended to apply in other circumstances.

It is not the purpose of this section to induce you to infringe any patents or other property right claims or to contest validity of any such claims; this section has the sole purpose of protecting the integrity of the free software distribution system which is implemented by public license practices. Many people have made generous contributions to the wide range of software distributed through that system in reliance on consistent application of that system; it is up to the author/donor to decide if he or she is willing to distribute software through any other system and a licensee cannot impose that choice. This section is intended to make thoroughly clear what is believed to be a consequence of the rest of this License.

12. If the distribution and/or use of the Library is restricted in certain countries either by patents or by copyrighted interfaces, the original copyright holder who places the Library under this License may add an explicit geographical distribution limitation excluding those countries, so that distribution is permitted only in or among countries not thus excluded. In such case, this License incorporates the limitation as if written in the body of this License.
13. The Free Software Foundation may publish revised and/or new versions of the Lesser General Public License from time to time. Such new versions will be similar in spirit to the present version, but may differ in detail to address new problems or concerns.

Each version is given a distinguishing version number. If the Library specifies a version number of this License which applies to it and “any later version”, you have the option of following the terms and conditions either of that version or of any later version published by the Free Software Foundation. If the Library does not specify a license version number, you may choose any version ever published by the Free Software Foundation.

14. If you wish to incorporate parts of the Library into other free programs whose distribution conditions are incompatible with these, write to the author to ask for permission. For software which is copyrighted by the Free Software Foundation, write to the Free Software Foundation; we sometimes make exceptions for this. Our decision will be guided by the two goals of preserving the free status of all derivatives of our free software and of promoting the sharing and reuse of software generally.

NO WARRANTY

15. BECAUSE THE LIBRARY IS LICENSED FREE OF CHARGE, THERE IS NO WARRANTY FOR THE LIBRARY, TO THE EXTENT PERMITTED BY APPLICABLE LAW.

EXCEPT WHEN OTHERWISE STATED IN WRITING THE COPYRIGHT HOLDERS AND/OR OTHER PARTIES PROVIDE THE LIBRARY "AS IS" WITHOUT WARRANTY OF ANY KIND, EITHER EXPRESSED OR IMPLIED, INCLUDING, BUT NOT LIMITED TO, THE IMPLIED WARRANTIES OF MERCHANTABILITY AND FITNESS FOR A PARTICULAR PURPOSE. THE ENTIRE RISK AS TO THE QUALITY AND PERFORMANCE OF THE LIBRARY IS WITH YOU. SHOULD THE LIBRARY PROVE DEFECTIVE, YOU ASSUME THE COST OF ALL NECESSARY SERVICING, REPAIR OR CORRECTION.

16. IN NO EVENT UNLESS REQUIRED BY APPLICABLE LAW OR AGREED TO IN WRITING WILL ANY COPYRIGHT HOLDER, OR ANY OTHER PARTY WHO MAY MODIFY AND/OR REDISTRIBUTE THE LIBRARY AS PERMITTED ABOVE, BE LIABLE TO YOU FOR DAMAGES, INCLUDING ANY GENERAL, SPECIAL, INCIDENTAL OR CONSEQUENTIAL DAMAGES ARISING OUT OF THE USE OR INABILITY TO USE THE LIBRARY (INCLUDING BUT NOT LIMITED TO LOSS OF DATA OR DATA BEING RENDERED INACCURATE OR LOSSES SUSTAINED BY YOU OR THIRD PARTIES OR A FAILURE OF THE LIBRARY TO OPERATE WITH ANY OTHER SOFTWARE), EVEN IF SUCH HOLDER OR OTHER PARTY HAS BEEN ADVISED OF THE POSSIBILITY OF SUCH DAMAGES.

END OF TERMS AND CONDITIONS

D.1.9 Notice Concerning Usage of ICU4J

The following file is covered under this license:

- icu4j-74.2.jar

COPYRIGHT AND PERMISSION NOTICE (ICU 58 and later)

Copyright © 1991-2020 Unicode, Inc. All rights reserved.

Distributed under the Terms of Use in <http://www.unicode.org/copyright.html>.

Permission is hereby granted, free of charge, to any person obtaining a copy of the Unicode data files and any associated documentation (the "Data Files") or Unicode software and any associated documentation (the "Software") to deal in the Data Files or Software without restriction, including without limitation the rights to use, copy, modify, merge, publish, distribute, and/or sell copies of the Data Files or Software, and to permit persons to whom the Data Files or Software are furnished to do so, provided that either:

- a. this copyright and permission notice appear with all copies of the Data Files or Software, or
- b. this copyright and permission notice appear in associated Documentation.

THE DATA FILES AND SOFTWARE ARE PROVIDED "AS IS", WITHOUT WARRANTY OF ANY KIND, EXPRESS OR IMPLIED, INCLUDING BUT NOT LIMITED TO THE WARRANTIES OF MERCHANTABILITY, FITNESS FOR A PARTICULAR PURPOSE AND NONINFRINGEMENT OF THIRD-PARTY RIGHTS.

IN NO EVENT SHALL THE COPYRIGHT HOLDER OR HOLDERS INCLUDED IN THIS NOTICE BE LIABLE FOR ANY CLAIM, OR ANY SPECIAL INDIRECT OR CONSEQUENTIAL DAMAGES, OR ANY DAMAGES WHATSOEVER RESULTING FROM LOSS OF USE, DATA OR PROFITS, WHETHER IN AN ACTION OF CONTRACT, NEGLIGENCE OR OTHER TORTIOUS ACTION, ARISING OUT OF OR IN CONNECTION WITH THE USE OR PERFORMANCE OF THE DATA FILES OR SOFTWARE.

Except as contained in this notice, the name of a copyright holder shall not be used in advertising or otherwise to promote the sale, use or other dealings in these Data Files or Software without prior written authorization of the copyright holder.

Third-Party Software Licenses

This section contains third-party software notices and/or additional terms for licensed third-party software components included within ICU libraries.

1. ICU License - ICU 1.8.1 to ICU 57.1

COPYRIGHT AND PERMISSION NOTICE

Copyright (c) 1995-2016 International Business Machines Corporation and others All rights reserved.

Permission is hereby granted, free of charge, to any person obtaining a copy of this software and associated documentation files (the "Software"), to deal in the Software without restriction, including without limitation the rights to use, copy, modify, merge, publish, distribute, and/or sell copies of the Software, and to permit persons to whom the Software is furnished to do so, provided that the above copyright notice(s) and this permission notice appear in all copies of the Software and that both the above copyright notice(s) and this permission notice appear in supporting documentation.

THE SOFTWARE IS PROVIDED "AS IS", WITHOUT WARRANTY OF ANY KIND, EXPRESS OR IMPLIED, INCLUDING BUT NOT LIMITED TO THE WARRANTIES OF MERCHANTABILITY, FITNESS FOR A PARTICULAR PURPOSE AND NONINFRINGEMENT OF THIRD-PARTY RIGHTS. IN NO EVENT SHALL THE COPYRIGHT HOLDER OR HOLDERS INCLUDED IN THIS NOTICE BE LIABLE FOR ANY CLAIM, OR ANY SPECIAL INDIRECT OR CONSEQUENTIAL DAMAGES, OR ANY DAMAGES WHATSOEVER RESULTING FROM LOSS OF USE, DATA OR PROFITS, WHETHER IN AN ACTION OF CONTRACT, NEGLIGENCE OR OTHER TORTIOUS ACTION, ARISING OUT OF OR IN CONNECTION WITH THE USE OR PERFORMANCE OF THIS SOFTWARE.

Except as contained in this notice, the name of a copyright holder shall not be used in advertising or otherwise to promote the sale, use or other dealings in this Software without prior written authorization of the copyright holder.

All trademarks and registered trademarks mentioned herein are the property of their respective owners.

2. Chinese/Japanese Word Break Dictionary Data (cjdict.txt)

The Google Chrome software developed by Google is licensed under the BSD license. Other software included in this distribution is provided under other licenses, as set forth below.

The BSD License

<http://opensource.org/licenses/bsd-license.php>

Copyright (C) 2006-2008, Google Inc. All rights reserved.

Redistribution and use in source and binary forms, with or without modification, are permitted provided that the following conditions are met:

- Redistributions of source code must retain the above copyright notice, this list of conditions and the following disclaimer.
- Redistributions in binary form must reproduce the above copyright notice, this list of conditions and the following disclaimer in the documentation and/or other materials provided with the distribution.
- Neither the name of Google Inc. nor the names of its contributors may be used to endorse or promote products derived from this software without specific prior written permission.

THIS SOFTWARE IS PROVIDED BY THE COPYRIGHT HOLDERS AND CONTRIBUTORS "AS IS" AND ANY EXPRESS OR IMPLIED WARRANTIES, INCLUDING, BUT NOT LIMITED TO, THE IMPLIED WARRANTIES OF MERCHANTABILITY AND FITNESS FOR A PARTICULAR PURPOSE ARE DISCLAIMED. IN NO EVENT SHALL THE COPYRIGHT OWNER OR CONTRIBUTORS BE LIABLE FOR ANY DIRECT, INDIRECT, INCIDENTAL, SPECIAL, EXEMPLARY, OR CONSEQUENTIAL DAMAGES (INCLUDING, BUT NOT LIMITED TO, PROCUREMENT OF SUBSTITUTE GOODS OR SERVICES; LOSS OF USE, DATA, OR PROFITS; OR BUSINESS INTERRUPTION) HOWEVER CAUSED AND ON ANY THEORY OF LIABILITY, WHETHER IN CONTRACT, STRICT LIABILITY, OR TORT (INCLUDING NEGLIGENCE OR OTHERWISE) ARISING IN ANY WAY OUT OF THE USE OF THIS SOFTWARE, EVEN IF ADVISED OF THE POSSIBILITY OF SUCH DAMAGE.

The word list in cjdict.txt are generated by combining three word lists listed below with further processing for compound word breaking. The frequency is generated with an iterative training against Google web corpora.

Libtabe (Chinese)

- https://sourceforge.net/project/?group_id=1519

- Its license terms and conditions are shown below.

* IPADIC (Japanese)

- <http://chasen.aist-nara.ac.jp/chasen/distribution.html>

- Its license terms and conditions are shown below.

-----COPYING.libtabe ---- BEGIN-----

Copyright (c) 1999 TaBE Project.

Copyright (c) 1999 Pai-Hsiang Hsiao.

All rights reserved.

Redistribution and use in source and binary forms, with or without modification, are permitted provided that the following conditions are met:

- Redistributions of source code must retain the above copyright notice, this list of conditions and the following disclaimer.
- Redistributions in binary form must reproduce the above copyright notice, this list of conditions and the following disclaimer in the documentation and/or other materials provided with the distribution.
- Neither the name of the TaBE Project nor the names of its contributors may be used to endorse or promote products derived from this software without specific prior written permission.

THIS SOFTWARE IS PROVIDED BY THE COPYRIGHT HOLDERS AND CONTRIBUTORS "AS IS" AND ANY EXPRESS OR IMPLIED WARRANTIES, INCLUDING, BUT NOT LIMITED TO, THE IMPLIED WARRANTIES OF MERCHANTABILITY AND FITNESS FOR A PARTICULAR PURPOSE ARE DISCLAIMED. IN NO EVENT SHALL THE REGENTS OR CONTRIBUTORS BE LIABLE FOR ANY DIRECT, INDIRECT, INCIDENTAL, SPECIAL, EXEMPLARY, OR CONSEQUENTIAL DAMAGES (INCLUDING, BUT NOT LIMITED TO, PROCUREMENT OF SUBSTITUTE GOODS OR SERVICES; LOSS OF USE, DATA, OR PROFITS; OR BUSINESS INTERRUPTION) HOWEVER CAUSED AND ON ANY THEORY OF LIABILITY, WHETHER IN CONTRACT, STRICT LIABILITY, OR TORT (INCLUDING NEGLIGENCE OR OTHERWISE) ARISING IN ANY WAY OUT OF THE USE OF THIS SOFTWARE, EVEN IF ADVISED OF THE POSSIBILITY OF SUCH DAMAGE.

Copyright (c) 1999 Computer Systems and Communication Lab,

Institute of Information Science, Academia Sinica. All rights reserved.

Redistribution and use in source and binary forms, with or without modification, are permitted provided that the following conditions are met:

- Redistributions of source code must retain the above copyright notice, this list of conditions and the following disclaimer.
- Redistributions in binary form must reproduce the above copyright notice, this list of conditions and the following disclaimer in the documentation and/or other materials provided with the distribution.
- Neither the name of the Computer Systems and Communication Lab nor the names of its contributors may be used to endorse or promote products derived from this software without specific prior written permission.

THIS SOFTWARE IS PROVIDED BY THE COPYRIGHT HOLDERS AND CONTRIBUTORS "AS IS" AND ANY EXPRESS OR IMPLIED WARRANTIES, INCLUDING, BUT NOT LIMITED TO, THE IMPLIED WARRANTIES OF MERCHANTABILITY AND FITNESS FOR A PARTICULAR PURPOSE ARE DISCLAIMED. IN NO EVENT SHALL THE REGENTS OR CONTRIBUTORS BE LIABLE FOR ANY DIRECT, INDIRECT, INCIDENTAL, SPECIAL, EXEMPLARY, OR CONSEQUENTIAL DAMAGES (INCLUDING, BUT NOT LIMITED TO, PROCUREMENT OF SUBSTITUTE GOODS OR SERVICES; LOSS OF USE, DATA, OR PROFITS; OR BUSINESS INTERRUPTION) HOWEVER CAUSED AND ON ANY THEORY OF LIABILITY, WHETHER IN CONTRACT, STRICT LIABILITY, OR TORT (INCLUDING NEGLIGENCE OR OTHERWISE) ARISING IN ANY WAY OUT OF THE USE OF THIS SOFTWARE, EVEN IF ADVISED OF THE POSSIBILITY OF SUCH DAMAGE.

Copyright 1996 Chih-Hao Tsai @ Beckman Institute, University of Illinois

c-tsai4@uiuc.edu <http://casper.beckman.uiuc.edu/~c-tsai4>

-----COPYING.libtabe-----END-----

-----COPYING.ipadic-----BEGIN-----

Copyright 2000, 2001, 2002, 2003 Nara Institute of Science and Technology. All Rights Reserved.

Use, reproduction, and distribution of this software is permitted.

Any copy of this software, whether in its original form or modified, must include both the above copyright notice and the following paragraphs.

Nara Institute of Science and Technology (NAIST), the copyright holders, disclaims all warranties with regard to this software, including all implied warranties of merchantability and fitness, in no event shall NAIST be liable for any special, indirect or consequential damages or any damages whatsoever resulting from loss of use, data or profits, whether in an action of contract, negligence or other tortious action, arising out of or in connection with the use or performance of this software.

A large portion of the dictionary entries originate from ICOT Free Software. The following conditions for ICOT

Free Software applies to the current dictionary as well.

Each User may also freely distribute the Program, whether in its original form or modified, to any third-party or parties, PROVIDED that the provisions of Section 3 ("NO WARRANTY") will ALWAYS appear on, or be attached to, the Program, which is distributed substantially in the same form as set out herein and that such intended distribution, if actually made, will neither violate or otherwise contravene any of the laws and regulations of the countries having jurisdiction over the User or the intended distribution itself.

NO WARRANTY

The program was produced on an experimental basis in the course of the research and development conducted during the project and is provided to users as so produced on an experimental basis. Accordingly, the program is provided without any warranty whatsoever, whether express, implied, statutory or otherwise. The term "warranty" used herein includes, but is not limited to, any warranty of the quality, performance, merchantability and fitness for a particular purpose of the program and the nonexistence of any infringement or violation of any right of any third-party.

Each user of the program will agree and understand, and be deemed to have agreed and understood, that there is no warranty whatsoever for the program and, accordingly, the entire risk arising from or otherwise connected with the program is assumed by the user.

Therefore, neither ICOT, the copyright holder, or any other organization that participated in or was otherwise related to the development of the program and their respective officials, directors, officers and other employees shall be held liable for any and all damages, including, without limitation, general, special, incidental and consequential damages, arising out of or otherwise in connection with the use or inability to use the program or any product, material or result produced or otherwise obtained by using the program, regardless of whether they have been advised of, or otherwise had knowledge of, the possibility of such damages at any time during the project or thereafter. Each user will be deemed to have agreed to the foregoing by his or her commencement of use of the program. The term "use" as used herein includes, but is not limited to, the use, modification, copying and distribution of the program and the production of secondary products from the program.

In the case where the program, whether in its original form or modified, was distributed or delivered to or received by a user from any person, organization or entity other than ICOT, unless it makes or grants independently of ICOT any specific warranty to the user in writing, such person, organization or entity, will also be exempted from and not be held liable to the user for any such damages as noted above as far as the program is concerned.

-----COPYING.ipadic-----END-----

3. Lao Word Break Dictionary Data (laodict.txt)

Copyright (c) 2013 International Business Machines Corporation and others. All Rights Reserved.

Project: <http://code.google.com/p/lao-dictionary/>

Dictionary: <http://lao-dictionary.googlecode.com/git/Lao-Dictionary.txt>

License: <http://lao-dictionary.googlecode.com/git/Lao-Dictionary-LICENSE.txt>

(copied below)

This file is derived from the above dictionary, with slight modifications.

Copyright (C) 2013 Brian Eugene Wilson, Robert Martin Campbell.

All rights reserved.

Redistribution and use in source and binary forms, with or without modification, are permitted provided that the following conditions are met:

- Redistributions of source code must retain the above copyright notice, this list of conditions and the following disclaimer.
- Redistributions in binary form must reproduce the above copyright notice, this list of conditions and the following disclaimer in the documentation and/or other materials provided with the distribution.

THIS SOFTWARE IS PROVIDED BY THE COPYRIGHT HOLDERS AND CONTRIBUTORS "AS IS" AND ANY EXPRESS OR IMPLIED WARRANTIES, INCLUDING, BUT NOT LIMITED TO, THE IMPLIED WARRANTIES OF MERCHANTABILITY AND FITNESS FOR A PARTICULAR PURPOSE ARE DISCLAIMED. IN NO EVENT SHALL THE COPYRIGHT HOLDER OR CONTRIBUTORS BE LIABLE FOR ANY DIRECT, INDIRECT, INCIDENTAL, SPECIAL, EXEMPLARY, OR CONSEQUENTIAL DAMAGES (INCLUDING, BUT NOT LIMITED TO, PROCUREMENT OF SUBSTITUTE GOODS OR SERVICES; LOSS OF USE, DATA, OR PROFITS; OR BUSINESS INTERRUPTION) HOWEVER CAUSED AND ON ANY THEORY OF LIABILITY, WHETHER IN CONTRACT, STRICT LIABILITY, OR TORT (INCLUDING NEGLIGENCE OR OTHERWISE) ARISING IN ANY WAY OUT OF THE USE OF THIS SOFTWARE, EVEN IF ADVISED OF THE POSSIBILITY OF SUCH DAMAGE.

4. Burmese Word Break Dictionary Data (burmesedict.txt)

Copyright (c) 2014 International Business Machines Corporation and others. All Rights Reserved.

This list is part of a project hosted at:

github.com/kanyawtech/myanmar-karen-word-lists

Copyright (c) 2013, LeRoy Benjamin Sharon

All rights reserved.

Redistribution and use in source and binary forms, with or without modification, are permitted provided that the following conditions are met:

- Redistributions of source code must retain the above copyright notice, this list of conditions and the following disclaimer.
- Redistributions in binary form must reproduce the above copyright notice, this list of conditions and the following disclaimer in the documentation and/or other materials provided with the distribution.
- Neither the name Myanmar Karen Word Lists, nor the names of its contributors may be used to endorse or promote products derived from this software without specific prior written permission.

THIS SOFTWARE IS PROVIDED BY THE COPYRIGHT HOLDERS AND CONTRIBUTORS "AS IS" AND ANY EXPRESS OR IMPLIED WARRANTIES, INCLUDING, BUT NOT LIMITED TO, THE IMPLIED WARRANTIES OF MERCHANTABILITY AND FITNESS FOR A PARTICULAR PURPOSE ARE DISCLAIMED. IN NO EVENT SHALL THE COPYRIGHT HOLDER OR CONTRIBUTORS BE LIABLE FOR ANY DIRECT, INDIRECT, INCIDENTAL, SPECIAL, EXEMPLARY, OR CONSEQUENTIAL DAMAGES (INCLUDING, BUT NOT LIMITED TO, PROCUREMENT OF SUBSTITUTE GOODS OR SERVICES; LOSS OF USE, DATA, OR PROFITS; OR BUSINESS INTERRUPTION) HOWEVER CAUSED AND ON ANY THEORY OF LIABILITY, WHETHER IN CONTRACT, STRICT LIABILITY, OR TORT (INCLUDING NEGLIGENCE OR OTHERWISE) ARISING IN ANY WAY OUT OF THE USE OF THIS SOFTWARE, EVEN IF ADVISED OF THE POSSIBILITY OF SUCH DAMAGE.

5. Time Zone Database

ICU uses the public domain data and code derived from Time Zone Database for its time zone support. The ownership of the TZ database is explained in BCP 175: Procedure for Maintaining the Time Zone Database section 7.

7. Database Ownership

The TZ database itself is not an IETF Contribution or an IETF document. Rather it is a pre-existing and regularly updated work that is in the public domain, and is intended to remain in the public domain. Therefore, BCPs 78 [RFC5378] and 79 [RFC3979] do not apply to the TZ Database or contributions that individuals make to it. Should any claims be made and substantiated against the TZ Database, the organization that is providing the IANA Considerations defined in this RFC, under the memorandum of understanding with the IETF, currently ICANN, may act in accordance with all competent court orders. No ownership claims will be made by ICANN or the IETF Trust on the database or the code. Any person making a contribution to the database or code waives all rights to future claims in that contribution or in the TZ Database.

6. Google double-conversion

Copyright 2006-2011, the V8 project authors. All rights reserved.

Redistribution and use in source and binary forms, with or without modification, are permitted provided that the following conditions are met:

- Redistributions of source code must retain the above copyright notice, this list of conditions and the following disclaimer.

- Redistributions in binary form must reproduce the above copyright notice, this list of conditions and the following disclaimer in the documentation and/or other materials provided with the distribution.
- Neither the name of Google Inc. nor the names of its contributors may be used to endorse or promote products derived from this software without specific prior written permission.

THIS SOFTWARE IS PROVIDED BY THE COPYRIGHT HOLDERS AND CONTRIBUTORS "AS IS" AND ANY EXPRESS OR IMPLIED WARRANTIES, INCLUDING, BUT NOT LIMITED TO, THE IMPLIED WARRANTIES OF MERCHANTABILITY AND FITNESS FOR A PARTICULAR PURPOSE ARE DISCLAIMED. IN NO EVENT SHALL THE COPYRIGHT OWNER OR CONTRIBUTORS BE LIABLE FOR ANY DIRECT, INDIRECT, INCIDENTAL, SPECIAL, EXEMPLARY, OR CONSEQUENTIAL DAMAGES (INCLUDING, BUT NOT LIMITED TO, PROCUREMENT OF SUBSTITUTE GOODS OR SERVICES; LOSS OF USE, DATA, OR PROFITS; OR BUSINESS INTERRUPTION) HOWEVER CAUSED AND ON ANY THEORY OF LIABILITY, WHETHER IN CONTRACT, STRICT LIABILITY, OR TORT (INCLUDING NEGLIGENCE OR OTHERWISE) ARISING IN ANY WAY OUT OF THE USE OF THIS SOFTWARE, EVEN IF ADVISED OF THE POSSIBILITY OF SUCH DAMAGE.

D.1.10 Notice Concerning Usage of Jaxen

The following file is covered under this license:

- jaxen-2.0.0.jar

Copyright 2003-2006 The Werken Company. All Rights Reserved.

Redistribution and use in source and binary forms, with or without modification, are permitted provided that the following conditions are met:

- Redistributions of source code must retain the above copyright notice, this list of conditions and the following disclaimer.
- Redistributions in binary form must reproduce the above copyright notice, this list of conditions and the following disclaimer in the documentation and/or other materials provided with the distribution.
- Neither the name of the Jaxen Project nor the names of its contributors may be used to endorse or promote products derived from this software without specific prior written permission.

THIS SOFTWARE IS PROVIDED BY THE COPYRIGHT HOLDERS AND CONTRIBUTORS "AS IS" AND ANY EXPRESS OR IMPLIED WARRANTIES, INCLUDING, BUT NOT LIMITED TO, THE IMPLIED WARRANTIES OF MERCHANTABILITY AND FITNESS FOR A PARTICULAR PURPOSE ARE DISCLAIMED. IN NO EVENT SHALL THE COPYRIGHT OWNER OR CONTRIBUTORS BE LIABLE FOR ANY DIRECT, INDIRECT, INCIDENTAL, SPECIAL, EXEMPLARY, OR CONSEQUENTIAL DAMAGES (INCLUDING, BUT NOT LIMITED TO, PROCUREMENT OF SUBSTITUTE GOODS OR SERVICES; LOSS OF USE, DATA, OR PROFITS; OR BUSINESS INTERRUPTION) HOWEVER CAUSED AND ON ANY THEORY OF LIABILITY, WHETHER IN CONTRACT, STRICT LIABILITY, OR TORT (INCLUDING NEGLIGENCE OR OTHERWISE) ARISING IN ANY WAY OUT OF THE USE OF THIS SOFTWARE, EVEN IF ADVISED OF THE POSSIBILITY OF SUCH DAMAGE.

D.1.11 Notice Concerning Usage of JfreeChart Library

The following file is covered under the JfreeChart library:

- jfreechart-1.5.6.jar

GNU LESSER GENERAL PUBLIC LICENSE

Version 2.1, February 1999

Copyright (C) 1991, 1999 Free Software Foundation, Inc. 59 Temple Place, Suite 330, Boston, MA 02111-1307 USA

Everyone is permitted to copy and distribute verbatim copies of this license document, but changing it is not allowed.

[This is the first released version of the Lesser GPL. It also counts as the successor of the GNU Library Public License, version 2, hence the version number 2.1.]

Preamble

The licenses for most software are designed to take away your freedom to share and change it. By contrast, the GNU General Public Licenses are intended to guarantee your freedom to share and change free software--to make sure the software is free for all its users.

This license, the Lesser General Public License, applies to some specially designated software packages--typically libraries--of the Free Software Foundation and other authors who decide to use it. You can use it too, but we suggest you first think carefully about whether this license or the ordinary General Public License is the better strategy to use in any case, based on the explanations below.

When we speak of free software, we are referring to freedom of use, not price. Our General Public Licenses are designed to make sure that you have the freedom to distribute copies of free software (and charge for this service if you wish); that you receive source code or can get it if you want it; that you can change the software and use pieces of it in new free programs; and that you are informed that you can do these things.

To protect your rights, we need to make restrictions that forbid distributors to deny you these rights or to ask you to surrender these rights. These restrictions translate to certain responsibilities for you if you distribute copies of the library or if you modify it.

For example, if you distribute copies of the library, whether gratis or for a fee, you must give the recipients all the rights that we gave you. You must make sure that they, too, receive or can get the source code. If you link other code with the library, you must provide complete object files to the recipients, so that they can relink them with the library after making changes to the library and recompiling it. And you must show them these terms, so they know their rights.

We protect your rights with a two-step method: (1) we copyright the library, and (2) we offer you this license, which gives you legal permission to copy, distribute and/or modify the library.

To protect each distributor, we want to make it very clear that there is no warranty for the free library. Also, if the library is modified by someone else and passed on, the recipients should know that what they have is not the original version, so that the original author's reputation will not be affected by problems that might be introduced by others.

Finally, software patents pose a constant threat to the existence of any free program. We wish to make sure that a company cannot effectively restrict the users of a free program by obtaining a restrictive license from a patent holder. Therefore, we insist that any patent license obtained for a version of the library must be consistent with the full freedom of use specified in this license.

Most GNU software, including some libraries, is covered by the ordinary GNU General Public License. This license, the GNU Lesser General Public License, applies to certain designated libraries, and is quite different from the ordinary General Public License. We use this license for certain libraries to permit linking those libraries into non-free programs.

When a program is linked with a library, whether statically or using a shared library, the combination of the two is legally speaking a combined work, a derivative of the original library. The ordinary General Public License therefore permits such linking only if the entire combination fits its criteria of freedom. The Lesser General Public License permits more lax criteria for linking other code with the library.

We call this license the "Lesser" General Public License because it does Less to protect the user's freedom than the ordinary General Public License. It also provides other free software developers Less of an advantage over competing non-free programs. These disadvantages are the reason we use the ordinary General Public License for many libraries. However, the Lesser license provides advantages in certain special circumstances.

For example, on rare occasions, there may be a special need to encourage the widest possible use of a certain library, so that it becomes a de-facto standard. To achieve this, non-free programs must be allowed to use the library. A more frequent case is that a free library does the same job as widely used non-free libraries. In this case, there is little to gain by limiting the free library to free software only, so we use the Lesser General Public License.

In other cases, permission to use a particular library in non-free programs enables a greater number of people to use a large body of free software. For example, permission to use the GNU C Library in non-free programs enables many more people to use the whole GNU operating system, as well as its variant, the GNU/Linux operating system.

Although the Lesser General Public License is Less protective of the users' freedom, it does ensure that the user of a program that is linked with the Library has the freedom and the wherewithal to run that program using a modified version of the Library.

The precise terms and conditions for copying, distribution and modification follow. Pay close attention to the difference between a "work based on the library" and a "work that uses the library". The former contains code derived from the library, whereas the latter must be combined with the library to run.

TERMS AND CONDITIONS FOR COPYING, DISTRIBUTION AND MODIFICATION

1. This License Agreement applies to any software library or other program which contains a notice placed by the copyright holder or other authorized party saying it may be distributed under the terms of this Lesser General Public License (also called "this License"). Each licensee is addressed as "you".

A "library" means a collection of software functions and/or data prepared to be conveniently linked with application programs (which use some of those functions and data) to form executables.

The "Library", below, refers to any such software library or work which has been distributed under these terms. A "work based on the Library" means either the Library or any derivative work under copyright law: that is to say, a work containing the Library or a portion of it, either verbatim or with modifications and/or translated straightforwardly into another language. (Hereinafter, translation is included without limitation in the term "modification".)

"Source code" for a work means the preferred form of the work for making modifications to it. For a library, complete source code means all the source code for all modules it contains, plus any associated interface definition files, plus the scripts used to control compilation and installation of the library.

Activities other than copying, distribution and modification are not covered by this License; they are outside its scope. The act of running a program using the Library is not restricted, and output from such a program is covered only if its contents constitute a work based on the Library (independent of the use of the Library in a tool for writing it). Whether that is true depends on what the Library does and what the program that uses the Library does.

2. You may copy and distribute verbatim copies of the Library's complete source code as you receive it, in any medium, if you conspicuously and appropriately publish on each copy an appropriate copyright notice and disclaimer of warranty; keep intact all the notices that see this License and to the absence of any warranty; and distribute a copy of this License along with the Library.

You may charge a fee for the physical act of transferring a copy, and you may at your option offer warranty protection in exchange for a fee.

3. You may modify your copy or copies of the Library or any portion of it, thus forming a work based on the Library, and copy and distribute such modifications or work under the terms of Section 1 above, if you also meet all these conditions:
 - a. The modified work must itself be a software library.
 - b. You must cause the files modified to carry prominent notices stating that you changed the files and the date of any change.
 - c. You must cause the whole of the work to be licensed at no charge to all third-parties under the terms of this License.
 - d. If a facility in the modified Library refers to a function or a table of data to be supplied by an application program that uses the facility, other than as an argument passed when the facility is invoked, then you must make a good faith effort to ensure that, in the event an application does not supply such function or table, the facility still operates, and performs whatever part of its purpose remains meaningful.

(For example, a function in a library to compute square roots has a purpose that is entirely well-defined independent of the application. Therefore, Subsection 2d requires that any application-supplied function or table used by this function must be optional: if the application does not supply it, the square root function must still compute square roots.)

These requirements apply to the modified work as a whole. If identifiable sections of that work are not derived from the Library and can be reasonably considered independent and separate works in themselves, then this License, and its terms, do not apply to those sections when you distribute them as separate works. But when you distribute the same sections as part of a whole which is a work based on the Library, the distribution of the whole must be on the terms of this License, whose permissions for other licensees extend to the entire whole, and thus to each part regardless of who wrote it.

Thus, it is not the intent of this section to claim rights or contest your rights to work written entirely by you; rather, the intent is to exercise the right to control the distribution of derivative or collective works based on the Library.

In addition, mere aggregation of another work not based on the Library with the Library (or with a work based on the Library) on a volume of a storage or distribution medium does not bring the other work under the scope of this License.

4. You may opt to apply the terms of the ordinary GNU General Public License instead of this License to a given copy of the Library. To do this, you must alter all the notices that see this License, so that they see the ordinary GNU General Public License, version 2, instead of to this License. (If a newer version than version 2 of the ordinary GNU General Public License has appeared, then you can specify that version instead if you wish.) Do not make any other change in these notices.

Once this change is made in each copy, it is irreversible for that copy, so the ordinary GNU General Public License applies to all subsequent copies and derivative works made from that copy.

This option is useful when you wish to copy part of the code of the Library into a program that is not a library.

5. You may copy and distribute the Library (or a portion or derivative of it, under Section 2) in object code or executable form under the terms of Sections 1 and 2 above if you accompany it with the complete corresponding machine-readable source code, which must be distributed under the terms of Sections 1 and 2 above on a medium customarily used for software interchange.

If distribution of object code is made by offering access to copy from a designated place, then offering equivalent access to copy the source code from the same place satisfies the requirement to distribute the source code, even though third-parties are not compelled to copy the source along with the object code.

6. A program that contains no derivative of any portion of the Library but is designed to work with the Library by being compiled or linked with it, is called a "work that uses the Library". Such a work, in isolation, is not a derivative work of the Library, and therefore falls outside the scope of this License.

However, linking a "work that uses the Library" with the Library creates an executable that is a derivative of the Library (because it contains portions of the Library), rather than a "work that uses the library". The executable is therefore covered by this License. Section 6 states terms for distribution of such executables.

When a "work that uses the Library" uses material from a header file that is part of the Library, the object code for the work may be a derivative work of the Library even though the source code is not. Whether this is true is especially significant if the work can be linked without the Library, or if the work is itself a library. The threshold for this to be true is not precisely defined by law.

If such an object file uses only numerical parameters, data structure layouts and accessors, and small macros and small inline functions (ten lines or less in length), then the use of the object file is unrestricted, regardless of whether it is legally a derivative work. (Executables containing this object code plus portions of the Library will still fall under Section 6.)

Otherwise, if the work is a derivative of the Library, you may distribute the object code for the work under the terms of Section 6. Any executables containing that work also fall under Section 6, whether they are linked directly with the Library itself.

7. As an exception to the Sections above, you may also combine or link a "work that uses the Library" with the Library to produce a work containing portions of the Library, and distribute that work under terms of your choice, provided that the terms permit modification of the work for the customer's own use and reverse engineering for debugging such modifications.

You must give prominent notice with each copy of the work that the Library is used in it and that the Library and its use are covered by this License. You must supply a copy of this License. If the work during execution displays copyright notices, you must include the copyright notice for the Library among them, as well as a reference directing the user to the copy of this License. Also, you must do one of these things:

- a. Accompany the work with the complete corresponding machine-readable source code for the Library including whatever changes were used in the work (which must be distributed under Sections 1 and 2 above); and, if the work is an executable linked with the Library, with the complete machine-readable "work that uses the Library", as object code and/or source code, so that the user can modify the Library and then relink to produce a modified executable containing the modified Library. (It is understood that the user who changes the contents of definitions files in the Library will not necessarily be able to recompile the application to use the modified definitions.)
- b. Use a suitable shared library mechanism for linking with the Library. A suitable mechanism is one that (1) uses at run time a copy of the library already presents on the user's computer system, rather than copying library functions into the executable, and (2) will operate properly with a modified version of the library, if the user installs one, if the modified version is interface-compatible with the version that the work was made with.
- c. Accompany the work with a written offer, valid for at least three years, to give the same user the materials specified in Subsection 6a, above, for a charge no more than the cost of performing this distribution.
- d. If distribution of the work is made by offering access to copy from a designated place, offer equivalent access to copy the above specified materials from the same place.
- e. Verify that the user has already received a copy of these materials or that you have already sent this user a copy.

For an executable, the required form of the "work that uses the Library" must include any data and utility programs needed for reproducing the executable from it. However, as a special exception, the materials to be distributed need not include anything that is normally distributed (in either source or binary form) with the major components (compiler, kernel, and so on) of the operating system on which the executable runs, unless that component itself accompanies the executable.

It may happen that this requirement contradicts the license restrictions of other proprietary libraries that do not normally accompany the operating system. Such a contradiction means you cannot use both them and the Library together in an executable that you distribute.

8. You may place library facilities that are a work based on the Library side-by-side in a single library together with other library facilities not covered by this License, and distribute such a combined library, provided that the separate distribution of the work based on the Library and of the other library facilities is otherwise permitted, and if you do these two things:
 - a. Accompany the combined library with a copy of the same work based on the Library, uncombined with any other library facilities. This must be distributed under the terms of the Sections above.
 - b. Give prominent notice with the combined library of the fact that part of it is a work based on the Library and explaining where to find the accompanying uncombined form of the same work.
9. You may not copy, modify, sublicense, link with, or distribute the Library except as expressly provided under this License. Any attempt otherwise to copy, modify, sublicense, link with, or distribute the Library is void, and will automatically terminate your rights under this License. However, parties who have received copies, or rights, from you under this License will not have their licenses terminated so long as such parties remain in full compliance.
10. You are not required to accept this License, since you have not signed it. However, nothing else grants you permission to modify or distribute the Library or its derivative works. These actions are prohibited by law if you do not accept this License. Therefore, by modifying or distributing the Library (or any work based on the Library), you indicate your acceptance of this License to do so, and all its terms and conditions for copying, distributing, or modifying the Library or works based on it.
11. Each time you redistribute the Library (or any work based on the Library), the recipient automatically receives a license from the original licensor to copy, distribute, link with, or modify the Library subject to these terms and conditions. You may not impose any further restrictions on the recipients' exercise of the rights granted herein. You are not responsible for enforcing compliance by third-parties with this License.
12. If, because of a court judgment or allegation of patent infringement or for any other reason (not limited to patent issues), conditions are imposed on you (whether by court order, agreement or otherwise) that contradict the conditions of this License, they do not excuse you from the conditions of this License. If you cannot distribute to satisfy simultaneously your obligations under this License and any other pertinent obligations, then therefore you may not distribute the Library at all. For example, if a patent license would not permit royalty-free redistribution of the Library by all those who receive copies directly or indirectly through you, then the only way you could satisfy both it and this License would be to refrain entirely from distribution of the Library.

If any portion of this section is held invalid or unenforceable under any circumstance, the balance of the section is intended to apply, and the section is intended to apply in other circumstances.

It is not the purpose of this section to induce you to infringe any patents or other property right claims or to contest validity of any such claims; this section has the sole purpose of protecting the integrity of the free software distribution system which is implemented by public license practices. Many people have made generous contributions to the wide range of software distributed through that system in reliance on consistent application of that system; it is up to the author/donor to decide if he or she is willing to distribute software through any other system and a licensee cannot impose that choice.

This section is intended to make thoroughly clear what is believed to be a consequence of the rest of this License.

13. If the distribution and/or use of the Library is restricted in certain countries either by patents or by copyrighted interfaces, the original copyright holder who places the Library under this License may add an explicit geographical distribution limitation excluding those countries, so that distribution is permitted only in or among countries not thus excluded. In such case, this License incorporates the limitation as if written in the body of this License.
14. The Free Software Foundation may publish revised and/or new versions of the Lesser General Public License from time to time. Such new versions will be similar in spirit to the present version but may differ in detail to address new problems or concerns.

Each version is given a distinguishing version number. If the Library specifies a version number of this License which applies to it and "any later version", you have the option of following the terms and conditions either of that version or of any later version published by the Free Software Foundation. If the Library does not specify a license version number, you may choose any version ever published by the Free Software Foundation.

15. If you wish to incorporate parts of the Library into other free programs whose distribution conditions are incompatible with these, write to the author to ask for permission. For software, which is copyrighted by the Free Software Foundation, write to the Free Software Foundation; we sometimes make exceptions for this. Our decision will be guided by the two goals of preserving the free status of all derivatives of our free software and of promoting the sharing and reuse of software generally.

NO WARRANTY

16. BECAUSE THE LIBRARY IS LICENSED FREE OF CHARGE, THERE IS NO WARRANTY FOR THE LIBRARY, TO THE EXTENT PERMITTED BY APPLICABLE LAW. EXCEPT WHEN OTHERWISE STATED IN WRITING THE COPYRIGHT HOLDERS AND/OR OTHER PARTIES PROVIDE THE LIBRARY "AS IS" WITHOUT WARRANTY OF ANY KIND, EITHER EXPRESSED OR IMPLIED, INCLUDING, BUT NOT LIMITED TO, THE IMPLIED WARRANTIES OF MERCHANTABILITY AND FITNESS FOR A PARTICULAR PURPOSE. THE ENTIRE RISK AS TO THE QUALITY AND PERFORMANCE OF THE LIBRARY IS WITH YOU. SHOULD THE LIBRARY PROVE DEFECTIVE, YOU ASSUME THE COST OF ALL NECESSARY SERVICING, REPAIR OR CORRECTION.
17. IN NO EVENT UNLESS REQUIRED BY APPLICABLE LAW OR AGREED TO IN WRITING WILL ANY COPYRIGHT HOLDER, OR ANY OTHER PARTY WHO MAY MODIFY AND/OR REDISTRIBUTE THE LIBRARY AS PERMITTED ABOVE, BE LIABLE TO YOU FOR DAMAGES, INCLUDING ANY GENERAL, SPECIAL, INCIDENTAL OR CONSEQUENTIAL DAMAGES ARISING OUT OF THE USE OR INABILITY TO USE THE LIBRARY (INCLUDING BUT NOT LIMITED TO LOSS OF DATA OR DATA BEING RENDERED INACCURATE OR LOSSES SUSTAINED BY YOU OR THIRD-PARTIES OR A FAILURE OF THE LIBRARY TO OPERATE WITH ANY OTHER SOFTWARE), EVEN IF SUCH HOLDER OR OTHER PARTY HAS BEEN ADVISED OF THE POSSIBILITY OF SUCH DAMAGES.

END OF TERMS AND CONDITIONS

How to Apply These Terms to Your New Libraries

If you develop a new library, and you want it to be of the greatest possible use to the public, we recommend making it free software that everyone can redistribute and change. You can do so by permitting redistribution under these terms (or, alternatively, under the terms of the ordinary General Public License).

To apply these terms, attach the following notices to the library. It is safest to attach them to the start of each source file to convey the exclusion of warranty most effectively; and each file should have at least the "copyright" line and a pointer to where the full notice is found.

Copyright (C)

This library is free software; you can redistribute it and/or modify it under the terms of the GNU Lesser General Public License as published by the Free Software Foundation; either version 2.1 of the License, or (at your option) any later version.

This library is distributed in the hope that it will be useful, but WITHOUT ANY WARRANTY, without even the implied warranty of MERCHANTABILITY or FITNESS FOR A PARTICULAR PURPOSE. See the GNU Lesser General Public License for more details.

You should have received a copy of the GNU Lesser General Public License along with this library; if not, write to the Free Software Foundation, Inc., 59 Temple Place, Suite 330, Boston, MA 02111-1307 USA.

Also add information on how to contact you by electronic and paper mail.

You should also get your employer (if you work as a programmer) or your school, if any, to sign a "copyright disclaimer" for the library, if necessary. Here is a sample; alter the names:

Yoyodyne, Inc., hereby disclaims all copyright interest in the library `Frob' (a library for tweaking knobs) written by James Random Hacker.

1 April 1990

Ty Coon, President of Vice

That's all there is to it!

=====

JFreeChart : a free chart library for the Java(tm) platform

=====

(C) Copyright 2000-2021, by Object Refinery Limited and Contributors.

Project Info: <http://www.jfree.org/jfreechart/index.html>

This library is free software; you can redistribute it and/or modify it under the terms of the GNU Lesser General Public License as published by the Free Software Foundation; either version 2.1 of the License, or (at your option) any later version.

This library is distributed in the hope that it will be useful, but WITHOUT ANY WARRANTY, without even the implied warranty of MERCHANTABILITY or FITNESS FOR A PARTICULAR PURPOSE. See the GNU Lesser General Public License for more details.

You should have received a copy of the GNU Lesser General Public License along with this library; if not, write to the Free Software Foundation, Inc., 51 Franklin Street, Fifth Floor, Boston, MA 02110-1301, USA.

[Oracle and Java are registered trademarks of Oracle and/or its affiliates. Other names may be trademarks of their respective owners.]

D.1.12 Notice Concerning Usage of JQuery (3.6.4)

Copyright JS Foundation and other contributors, <https://js.foundation/>

Permission is hereby granted, free of charge, to any person obtaining a copy of this software and associated documentation files (the "Software"), to deal in the Software without restriction, including without limitation the rights to use, copy, modify, merge, publish, distribute, sublicense, and/or sell copies of the Software, and to permit persons to whom the Software is furnished to do so, subject to the following conditions:

The above copyright notice and this permission notice shall be included in all copies or substantial portions of the Software.

THE SOFTWARE IS PROVIDED "AS IS", WITHOUT WARRANTY OF ANY KIND, EXPRESS OR IMPLIED, INCLUDING BUT NOT LIMITED TO THE WARRANTIES OF MERCHANTABILITY, FITNESS FOR A PARTICULAR PURPOSE AND NONINFRINGEMENT. IN NO EVENT SHALL THE AUTHORS OR COPYRIGHT HOLDERS BE LIABLE FOR ANY CLAIM, DAMAGES OR OTHER LIABILITY, WHETHER IN AN ACTION OF CONTRACT, TORT OR OTHERWISE, ARISING FROM, OUT OF OR IN CONNECTION WITH THE SOFTWARE OR THE USE OR OTHER DEALINGS IN THE SOFTWARE.

D.1.13 Notice Concerning Usage of JQuery UI

Copyright jQuery Foundation and other contributors, <https://jquery.org/>

This software consists of voluntary contributions made by many individuals. For exact contribution history, see the revision history available at <https://github.com/jquery/jquery-ui>.

The following license applies to all parts of this software except as documented below: Permission is hereby granted, free of charge, to any person obtaining a copy of this software and associated documentation files (the "Software"), to deal in the Software without restriction, including without limitation the rights to use, copy, modify, merge, publish, distribute, sublicense, and/or sell copies of the Software, and to permit persons to whom the Software is furnished to do so, subject to the following conditions:

The above copyright notice and this permission notice shall be included in all copies or substantial portions of the Software.

THE SOFTWARE IS PROVIDED "AS IS", WITHOUT WARRANTY OF ANY KIND, EXPRESS OR IMPLIED, INCLUDING BUT NOT LIMITED TO THE WARRANTIES OF MERCHANTABILITY, FITNESS FOR A PARTICULAR PURPOSE AND NONINFRINGEMENT. IN NO EVENT SHALL THE AUTHORS OR COPYRIGHT HOLDERS BE LIABLE FOR ANY CLAIM, DAMAGES OR OTHER LIABILITY, WHETHER IN AN ACTION OF CONTRACT, TORT OR OTHERWISE, ARISING FROM, OUT OF OR IN CONNECTION WITH THE SOFTWARE OR THE USE OR OTHER DEALINGS IN THE SOFTWARE.

D.1.14 Notice Concerning Usage of Knockout

Copyright (c) 2013 Steven Sanderson

Permission is hereby granted, free of charge, to any person obtaining a copy of this software and associated documentation files (the "Software"), to deal in the Software without restriction, including without limitation the rights to use, copy, modify, merge, publish, distribute, sublicense, and/or sell copies of the Software, and to permit persons to whom the Software is furnished to do so, subject to the following conditions:

The above copyright notice and this permission notice shall be included in all copies or substantial portions of the Software.

THE SOFTWARE IS PROVIDED "AS IS", WITHOUT WARRANTY OF ANY KIND, EXPRESS OR IMPLIED, INCLUDING BUT NOT LIMITED TO THE WARRANTIES OF MERCHANTABILITY, FITNESS FOR A PARTICULAR PURPOSE AND NONINFRINGEMENT. IN NO EVENT SHALL THE AUTHORS OR COPYRIGHT HOLDERS BE LIABLE FOR ANY CLAIM, DAMAGES OR OTHER LIABILITY, WHETHER IN AN ACTION OF CONTRACT, TORT OR OTHERWISE, ARISING FROM, OUT OF OR IN CONNECTION WITH THE SOFTWARE OR THE USE OR OTHER DEALINGS IN THE SOFTWARE.

D.1.15 Notice Concerning Usage of QR Code

MIT License

Copyright (c) 2009 Kazuhiko Arase

Permission is hereby granted, free of charge, to any person obtaining a copy of this software and associated documentation files (the "Software"), to deal in the Software without restriction, including without limitation the rights to use, copy, modify, merge, publish, distribute, sublicense, and/or sell copies of the Software, and to permit persons to whom the Software is furnished to do so, subject to the following conditions:

The above copyright notice and this permission notice shall be included in all copies or substantial portions of the Software.

THE SOFTWARE IS PROVIDED "AS IS", WITHOUT WARRANTY OF ANY KIND, EXPRESS OR IMPLIED, INCLUDING BUT NOT LIMITED TO THE WARRANTIES OF MERCHANTABILITY, FITNESS FOR A PARTICULAR PURPOSE AND NONINFRINGEMENT. IN NO EVENT SHALL THE AUTHORS OR COPYRIGHT HOLDERS BE LIABLE FOR ANY CLAIM, DAMAGES OR OTHER LIABILITY, WHETHER IN AN ACTION OF CONTRACT, TORT OR OTHERWISE, ARISING FROM, OUT OF OR IN CONNECTION WITH THE SOFTWARE OR THE USE OR OTHER DEALINGS IN THE SOFTWARE.

D.1.16 Notice Concerning Usage of Saxon-HE

The following file is covered under this license:

- saxon-he-12.9.jar

Copyright: Michael Kay, O'Neil Delpratt, Debbie Lockett, John Lumley, Norman Walsh

Mozilla Public License

Version 2.0

1. Definitions

1.1. "Contributor"

means each individual or legal entity that creates, contributes to the creation of, or owns Covered Software.

1.2. "Contributor Version"

means the combination of the Contributions of others (if any) used by a Contributor and that particular Contributor's Contribution.

1.3. "Contribution"

means Covered Software of a particular Contributor.

1.4. "Covered Software"

means Source Code Form to which the initial Contributor has attached the notice in Exhibit A, the Executable Form of such Source Code Form, and Modifications of such Source Code Form, in each case including portions thereof.

1.5. "Incompatible With Secondary Licenses"

means

- a. that the initial Contributor has attached the notice described in Exhibit B to the Covered Software; or
- b. that the Covered Software was made available under the terms of version 1.1 or earlier of the License, but not also under the terms of a Secondary License.

1.6. "Executable Form"

means any form of the work other than Source Code Form.

1.7. "Larger Work"

means a work that combines Covered Software with other material, in a separate file or files, that is not Covered Software.

1.8. "License"

means this document.

1.9. "Licensable"

means having the right to grant, to the maximum extent possible, whether at the time of the initial grant or subsequently, any and all of the rights conveyed by this License.

1.10. "Modifications"

means any of the following:

- a. any file in Source Code Form that results from an addition to, deletion from, or modification of the contents of Covered Software; or
- b. any new file in Source Code Form that contains any Covered Software.

1.11. "Patent Claims" of a Contributor

means any patent claim(s), including without limitation, method, process, and apparatus claims, in any patent Licensable by such Contributor that would be infringed, but for the grant of the License, by the making, using, selling, offering for sale, having made, import, or transfer of either its Contributions or its Contributor Version.

1.12. "Secondary License"

means either the GNU General Public License, Version 2.0, the GNU Lesser General Public License, Version 2.1, the GNU Affero General Public License, Version 3.0, or any later versions of those licenses.

1.13. "Source Code Form"

means the form of the work preferred for making modifications.

1.14. "You" (or "Your")

means an individual or a legal entity exercising rights under this License. For legal entities, "You" includes any entity that controls, is controlled by, or is under common control with You. For purposes of this definition, "control" means (a) the power, direct or indirect, to cause the direction or management of such entity, whether by contract or otherwise, or (b) ownership of more than fifty percent (50%) of the outstanding shares or beneficial ownership of such entity.

2. License Grants and Conditions

2.1. Grants

Each Contributor hereby grants You a world-wide, royalty-free, non-exclusive license:

- a. under intellectual property rights (other than patent or trademark) Licensable by such Contributor to use, reproduce, make available, modify, display, perform, distribute, and otherwise exploit its Contributions, either on an unmodified basis, with Modifications, or as part of a Larger Work; and
- b. under Patent Claims of such Contributor to make, use, sell, offer for sale, have made, import, and otherwise transfer either its Contributions or its Contributor Version.

2.2. Effective Date

The licenses granted in Section 2.1 with respect to any Contribution become effective for each Contribution on the date the Contributor first distributes such Contribution.

2.3. Limitations on Grant Scope

The licenses granted in this Section 2 are the only rights granted under this License. No additional rights or licenses will be implied from the distribution or licensing of Covered Software under this License. Notwithstanding Section 2.1(b) above, no patent license is granted by a Contributor:

- a. for any code that a Contributor has removed from Covered Software; or
- b. for infringements caused by: (i) Your and any other third party's modifications of Covered Software, or (ii) the combination of its Contributions with other software (except as part of its Contributor Version); or
- c. under Patent Claims infringed by Covered Software in the absence of its Contributions.

This License does not grant any rights in the trademarks, service marks, or logos of any Contributor (except as may be necessary to comply with the notice requirements in Section 3.4).

2.4. Subsequent Licenses

No Contributor makes additional grants as a result of Your choice to distribute the Covered Software under a subsequent version of this License (see Section 10.2) or under the terms of a Secondary License (if permitted under the terms of Section 3.3).

2.5. Representation

Each Contributor represents that the Contributor believes its Contributions are its original creation(s) or it has sufficient rights to grant the rights to its Contributions conveyed by this License.

2.6. Fair Use

This License is not intended to limit any rights You have under applicable copyright doctrines of fair use, fair dealing, or other equivalents.

2.7. Conditions

Sections 3.1, 3.2, 3.3, and 3.4 are conditions of the licenses granted in Section 2.1.

3. Responsibilities

3.1. Distribution of Source Form

All distribution of Covered Software in Source Code Form, including any Modifications that You create or to which You contribute, must be under the terms of this License. You must inform recipients that the Source Code Form of the Covered Software is governed by the terms of this License, and how they can obtain a copy of this License. You may not attempt to alter or restrict the recipients' rights in the Source Code Form.

3.2. Distribution of Executable Form

If You distribute Covered Software in Executable Form then:

- a. such Covered Software must also be made available in Source Code Form, as described in Section 3.1, and You must inform recipients of the Executable Form how they can obtain a copy of such Source Code Form by reasonable means in a timely manner, at a charge no more than the cost of distribution to the recipient; and
- b. You may distribute such Executable Form under the terms of this License, or sublicense it under different terms, provided that the license for the Executable Form does not attempt to limit or alter the recipients' rights in the Source Code Form under this License.

3.3. Distribution of a Larger Work

You may create and distribute a Larger Work under terms of Your choice, provided that You also comply with the requirements of this License for the Covered Software. If the Larger Work is a combination of Covered Software with a work governed by one or more Secondary Licenses, and the Covered Software is not Incompatible With Secondary Licenses, this License permits You to additionally distribute such Covered Software under the terms of such Secondary License(s), so that the recipient of the Larger Work may, at their option, further distribute the Covered Software under the terms of either this License or such Secondary License(s).

3.4. Notices

You may not remove or alter the substance of any license notices (including copyright notices, patent notices, disclaimers of warranty, or limitations of liability) contained within the Source Code Form of the Covered Software, except that You may alter any license notices to the extent required to remedy known factual inaccuracies.

3.5. Application of Additional Terms

You may choose to offer, and to charge a fee for, warranty, support, indemnity or liability obligations to one or more recipients of Covered Software. However, You may do so only on Your own behalf, and not on behalf of any Contributor. You must make it absolutely clear that any such warranty, support, indemnity, or liability obligation is offered by You alone, and You hereby agree to indemnify every Contributor for any liability incurred by such Contributor as a result of warranty, support, indemnity or liability terms You offer. You may include additional disclaimers of warranty and limitations of liability specific to any jurisdiction.

4. Inability to Comply Due to Statute or Regulation

If it is impossible for You to comply with any of the terms of this License with respect to some or all of the Covered Software due to statute, judicial order, or regulation then You must: (a) comply with the terms of this License to the maximum extent possible; and (b) describe the limitations and the code they affect. Such description must be placed in a text file included with all distributions of the Covered Software under this License. Except to the extent prohibited by statute or regulation, such description must be sufficiently detailed for a recipient of ordinary skill to be able to understand it.

5. Termination

5.1. The rights granted under this License will terminate automatically if You fail to comply with any of its terms. However, if You become compliant, then the rights granted under this License from a particular Contributor are reinstated (a) provisionally, unless and until such Contributor explicitly and finally terminates Your grants, and (b) on an ongoing basis, if such Contributor fails to notify You of the non-compliance by some reasonable means prior to 60 days after You have come back into compliance. Moreover, Your grants from a particular Contributor are reinstated on an ongoing basis if such Contributor notifies You of the non-compliance by some reasonable means, this is the first time You have received notice of non-compliance with this License from such Contributor, and You become compliant prior to 30 days after Your receipt of the notice.

5.2. If You initiate litigation against any entity by asserting a patent infringement claim (excluding declaratory judgment actions, counter-claims, and cross-claims) alleging that a Contributor Version directly or indirectly infringes any patent, then the rights granted to You by any and all Contributors for the Covered Software under Section 2.1 of this License shall terminate.

5.3. In the event of termination under Sections 5.1 or 5.2 above, all end user license agreements (excluding distributors and resellers) which have been validly granted by You or Your distributors under this License prior to termination shall survive termination.

6. Disclaimer of Warranty

Covered Software is provided under this License on an "as is" basis, without warranty of any kind, either expressed, implied, or statutory, including, without limitation, warranties that the Covered Software is free of defects, merchantable, fit for a particular purpose or non-infringing. The entire risk as to the quality and performance of the Covered Software is with You. Should any Covered Software prove defective in any respect, You (not any Contributor) assume the cost of any necessary servicing, repair, or correction. This disclaimer of warranty constitutes an essential part of this License. No use of any Covered Software is authorized under this License except under this disclaimer.

7. Limitation of Liability

Under no circumstances and under no legal theory, whether tort (including negligence), contract, or otherwise, shall any Contributor, or anyone who distributes Covered Software as permitted above, be liable to You for any direct, indirect, special, incidental, or consequential damages of any character including, without limitation, damages for lost profits, loss of goodwill, work stoppage, computer failure or malfunction, or any and all other commercial damages or losses, even if such party shall have been informed of the possibility of such damages. This limitation of liability shall not apply to liability for death or personal injury resulting from such party's negligence to the extent applicable law prohibits such limitation. Some jurisdictions do not allow the exclusion or limitation of incidental or consequential damages, so this exclusion and limitation may not apply to You.

8. Litigation

Any litigation relating to this License may be brought only in the courts of a jurisdiction where the defendant maintains its principal place of business and such litigation shall be governed by laws of that jurisdiction, without reference to its conflict-of-law provisions. Nothing in this Section shall prevent a party's ability to bring cross-claims or counter-claims.

9. Miscellaneous

This License represents the complete agreement concerning the subject matter hereof. If any provision of this License is held to be unenforceable, such provision shall be reformed only to the extent necessary to make it enforceable. Any law or regulation which provides that the language of a contract shall be construed against the drafter shall not be used to construe this License against a Contributor.

10. Versions of the License

10.1. New Versions

Mozilla Foundation is the license steward. Except as provided in Section 10.3, no one other than the license steward has the right to modify or publish new versions of this License. Each version will be given a distinguishing version number.

10.2. Effect of New Versions

You may distribute the Covered Software under the terms of the version of the License under which You originally received the Covered Software, or under the terms of any subsequent version published by the license steward.

10.3. Modified Versions

If you create software not governed by this License, and you want to create a new license for such software, you may create and use a modified version of this License if you rename the license and remove any references to the name of the license steward (except to note that such modified license differs from this License).

10.4. Distributing Source Code Form that is Incompatible With Secondary Licenses

If You choose to distribute Source Code Form that is Incompatible With Secondary Licenses under the terms of this version of the License, the notice described in Exhibit B of this License must be attached.

Exhibit A - Source Code Form License Notice

This Source Code Form is subject to the terms of the Mozilla Public License, v. 2.0. If a copy of the MPL was not distributed with this file, You can obtain one at <https://mozilla.org/MPL/2.0/>.

If it is not possible or desirable to put the notice in a particular file, then You may include the notice in a location (such as a LICENSE file in a relevant directory) where a recipient would be likely to look for such a notice.

You may add additional accurate notices of copyright ownership.

Exhibit B - "Incompatible With Secondary Licenses" Notice

This Source Code Form is "Incompatible With Secondary Licenses", as defined by the Mozilla Public License, v. 2.0.

D.1.17 Notice Concerning Usage of SLF4J

The following file is covered under this license:

- slf4j-api-2.0.3.jar

SLF4J source code and binaries are distributed under the MIT license.

Copyright (c) 2004-2017 QOS.ch. All rights reserved.

Permission is hereby granted, free of charge, to any person obtaining a copy of this software and associated documentation files (the "Software"), to deal in the Software without restriction, including without limitation the rights to use, copy, modify, merge, publish, distribute, sublicense, and/or sell copies of the Software, and to permit persons to whom the Software is furnished to do so, subject to the following conditions:

The above copyright notice and this permission notice shall be included in all copies or substantial portions of the Software.

THE SOFTWARE IS PROVIDED "AS IS", WITHOUT WARRANTY OF ANY KIND, EXPRESS OR IMPLIED, INCLUDING BUT NOT LIMITED TO THE WARRANTIES OF MERCHANTABILITY, FITNESS FOR A PARTICULAR PURPOSE AND NONINFRINGEMENT. IN NO EVENT SHALL THE AUTHORS OR COPYRIGHT HOLDERS BE LIABLE FOR ANY CLAIM, DAMAGES OR OTHER LIABILITY, WHETHER IN AN ACTION OF CONTRACT, TORT OR OTHERWISE, ARISING FROM, OUT OF OR IN CONNECTION WITH THE SOFTWARE OR THE USE OR OTHER DEALINGS IN THE SOFTWARE.

D.1.18 Notice Concerning Usage of Staxmate

The following file is covered under this license:

- staxmate-2.4.1.jar

Copyright (c) 2007, Tatu Saloranta

All rights reserved.

Redistribution and use in source and binary forms, with or without modification, are permitted provided that the following conditions are met:

- Redistributions of source code must retain the above copyright notice, this list of conditions and the following disclaimer.
- Redistributions in binary form must reproduce the above copyright notice, this list of conditions and the following disclaimer in the documentation and/or other materials provided with the distribution.
- Neither the name of the <organization> nor the names of its contributors may be used to endorse or promote products derived from this software without specific prior written permission.

THIS SOFTWARE IS PROVIDED BY <copyright holder> ``AS IS" AND ANY EXPRESS OR IMPLIED WARRANTIES, INCLUDING, BUT NOT LIMITED TO, THE IMPLIED WARRANTIES OF MERCHANTABILITY AND FITNESS FOR A PARTICULAR PURPOSE ARE DISCLAIMED. IN NO EVENT SHALL <copyright holder> BE LIABLE FOR ANY DIRECT, INDIRECT, INCIDENTAL, SPECIAL, EXEMPLARY, OR CONSEQUENTIAL DAMAGES (INCLUDING, BUT NOT LIMITED TO, PROCUREMENT OF SUBSTITUTE GOODS OR SERVICES; LOSS OF USE, DATA, OR PROFITS; OR BUSINESS INTERRUPTION) HOWEVER CAUSED AND ON ANY THEORY OF LIABILITY, WHETHER IN CONTRACT, STRICT LIABILITY, OR TORT (INCLUDING NEGLIGENCE OR OTHERWISE) ARISING IN ANY WAY OUT OF THE USE OF THIS SOFTWARE, EVEN IF ADVISED OF THE POSSIBILITY OF SUCH DAMAGE.

D.1.19 Notice Concerning Usage of Swagger-UI

Copyright 2020-2021 SmartBear Software Inc.

Licensed under the Apache License, Version 2.0 (the "License"); you may not use this file except in compliance with the License. You may obtain a copy of the License at <http://apache.org/licenses/LICENSE-2.0>.

D.1.20 Notice Concerning Usage of XStream

The following files are covered under this license:

- xstream-1.4.21.jar

XStream is open source software, made available under a BSD license.

Copyright (c) 2003-2006, Joe Walnes

Copyright (c) 2006-2020 XStream Committers

All rights reserved.

Redistribution and use in source and binary forms, with or without modification, are permitted provided that the following conditions are met:

- Redistributions of source code must retain the above copyright notice, this list of conditions and the following disclaimer.
- Redistributions in binary form must reproduce the above copyright notice, this list of conditions and the following disclaimer in the documentation and/or other materials provided with the distribution.
- Neither the name of XStream nor the names of its contributors may be used to endorse or promote products derived from this software without specific prior written permission.

THIS SOFTWARE IS PROVIDED BY THE COPYRIGHT HOLDERS AND CONTRIBUTORS "AS IS" AND ANY EXPRESS OR IMPLIED WARRANTIES, INCLUDING, BUT NOT LIMITED TO, THE IMPLIED WARRANTIES OF MERCHANTABILITY AND FITNESS FOR A PARTICULAR PURPOSE ARE DISCLAIMED. IN NO EVENT SHALL THE COPYRIGHT OWNER OR CONTRIBUTORS BE LIABLE FOR ANY DIRECT, INDIRECT, INCIDENTAL, SPECIAL, EXEMPLARY, OR CONSEQUENTIAL DAMAGES (INCLUDING, BUT NOT LIMITED TO, PROCUREMENT OF SUBSTITUTE GOODS OR SERVICES; LOSS OF USE, DATA, OR PROFITS; OR BUSINESS INTERRUPTION) HOWEVER CAUSED AND ON ANY THEORY OF LIABILITY, WHETHER IN CONTRACT, STRICT LIABILITY, OR TORT (INCLUDING NEGLIGENCE OR OTHERWISE) ARISING IN ANY WAY OUT OF THE USE OF THIS SOFTWARE, EVEN IF ADVISED OF THE POSSIBILITY OF SUCH DAMAGE.

D.1.21 Notice Concerning Usage of naturalCompare.js

Copyright (C) 2005 by SCK-CEN (Belgian Nuclear Research Centre)

Written by Kristof Coomans

Based on the Java version by Pierre-Luc Paour, of which this is more or less a straight conversion.

Copyright (C) 2003 by Pierre-Luc Paour

The Java version was based on the C version by Martin Pool.

Copyright (C) 2000 by Martin Pool

This software is provided 'as-is', without any express or implied warranty. In no event will the authors be held liable for any damages arising from the use of this software.

Permission is granted to anyone to use this software for any purpose, including commercial applications, and to alter it and redistribute it freely, subject to the following restrictions:

1. The origin of this software must not be misrepresented; you must not claim that you wrote the original software. If you use this software in a product, an acknowledgment in the product documentation would be appreciated but is not required.
2. Altered source versions must be plainly marked as such, and must not be misrepresented as being the original software.
3. This notice may not be removed or altered from any source distribution.