

Hajj Registration Interface User Guide

# **Oracle FLEXCUBE Universal Banking**

Release 14.8.2.0.0

**Part No. G52361-01**

April 2026

Hajj Registration Interface User Guide  
Oracle Financial Services Software Limited  
Oracle Park

Off Western Express Highway  
Goregaon (East)  
Mumbai, Maharashtra 400 063  
India

Worldwide Inquiries:

Phone: +91 22 6718 3000

Fax: +91 22 6718 3001

<https://www.oracle.com/industries/financial-services/index.html>

Copyright © 2007, 2026, Oracle and/or its affiliates. All rights reserved.

Oracle and Java are registered trademarks of Oracle and/or its affiliates. Other names may be trademarks of their respective owners.

U.S. GOVERNMENT END USERS: Oracle programs, including any operating system, integrated software, any programs installed on the hardware, and/or documentation, delivered to U.S. Government end users are “commercial computer software” pursuant to the applicable Federal Acquisition Regulation and agency-specific supplemental regulations. As such, use, duplication, disclosure, modification, and adaptation of the programs, including any operating system, integrated software, any programs installed on the hardware, and/or documentation, shall be subject to license terms and license restrictions applicable to the programs. No other rights are granted to the U.S. Government.

This software or hardware is developed for general use in a variety of information management applications. It is not developed or intended for use in any inherently dangerous applications, including applications that may create a risk of personal injury. If you use this software or hardware in dangerous applications, then you shall be responsible to take all appropriate failsafe, backup, redundancy, and other measures to ensure its safe use. Oracle Corporation and its affiliates disclaim any liability for any damages caused by use of this software or hardware in dangerous applications.

This software and related documentation are provided under a license agreement containing restrictions on use and disclosure and are protected by intellectual property laws. Except as expressly permitted in your license agreement or allowed by law, you may not use, copy, reproduce, translate, broadcast, modify, license, transmit, distribute, exhibit, perform, publish or display any part, in any form, or by any means. Reverse engineering, disassembly, or decompilation of this software, unless required by law for interoperability, is prohibited.

The information contained herein is subject to change without notice and is not warranted to be error-free. If you find any errors, please report them to us in writing.

This software or hardware and documentation may provide access to or information on content, products and services from third parties. Oracle Corporation and its affiliates are not responsible for and expressly disclaim all warranties of any kind with respect to third-party content, products, and services. Oracle Corporation and its affiliates will not be responsible for any loss, costs, or damages incurred due to your access to or use of third-party content, products, or services.

---

# Contents

<b>1. Preface .....</b>	<b>1-1</b>
1.1 Introduction.....	1-1
1.2 Audience.....	1-1
1.3 Documentation Accessibility.....	1-1
1.4 Critical Patches.....	1-1
1.5 Organization .....	1-1
1.6 Acronyms and Abbreviations.....	1-2
1.7 Organization .....	1-2
1.8 Glossary of Icons.....	1-2
1.9 Related Documents .....	1-2
<b>2. Hajj Registration .....</b>	<b>2-1</b>
2.1 Hajj Interface Details .....	2-1
2.2 Hajj Registration Form.....	2-1
2.2.1 <i>Maintaining Hajj Registration Details</i> .....	2-1
2.3 Interface Trigger .....	2-3
2.3.1 <i>Activate Hajj Registration Interface</i> .....	2-3
2.4 Process Hajj Registrations .....	2-4
2.4.1 <i>Processing Hajj Registrations</i> .....	2-4
<b>3. Function ID Glossary .....</b>	<b>3-1</b>

---

# 1. Preface

## 1.1 Introduction

This document is designed to help you acquaint with the enhancements and changes provided in Oracle FLEXCUBE to interact with Hajj.

This manual explains the various maintenances required to handle Hajj Registration Interface. It also provides scope in transfer of data between Oracle FLEXCUBE and Hajj Registration form through Hajj. Besides this User Manual, while maintaining the interface related details, you can invoke the context sensitive help available for each field. This help encapsulates the purpose of each field within a screen. Placing the cursor on the relevant field and striking the <F1> key on the keyboard can obtain information specific to a particular field.

## 1.2 Audience

This manual is intended for the following User/User Roles:

Role	Function
Back office data entry Clerks	Input functions for maintenance related to the interface
Back office Managers/ Officers	Authorization functions

## 1.3 Documentation Accessibility

For information about Oracle's commitment to accessibility, visit the Oracle Accessibility Program website at <http://www.oracle.com/pls/topic/lookup?ctx=acc&id=docacc>.

## 1.4 Critical Patches

Oracle advises customers to get all their security and vulnerability information from the Oracle Critical Patch Update Advisory, which is available at [Critical Patches, Security Alerts and Bulletins](#). All critical patches should be applied in a timely manner to ensure effective security, as strongly recommended by [Oracle Software Security Assurance](#).

## 1.5 Organization

This manual is organized as follows:

Chapter	Description
Chapter 1	<i>About this Manual</i> gives information on the intended audience. It also lists the various chapters covered in this User Manual.
Chapter 2	Hajj Registration explains about maintaining the registration details for Hajj Interface.
Chapter 3	<i>Function ID Glossary</i> has alphabetical listing of Function/Screen ID's used in the module with page references for quick navigation.

## 1.6 Acronyms and Abbreviations





Abbreviation	Description
System	Unless and otherwise specified, it shall always refer to Oracle FLEX-CUBE Corporate (FCC) system
GI	Generic Interface

## 1.7 Organization

This manual is organized into the following chapters:

Chapter	Description
Chapter 1	<i>About This Manual</i> – Provides an introduction to the organisation of the Manual
Chapter 2	<i>Hajj Registration</i> – Provides an overview of the integration of Data between Oracle FLEXCUBE.

## 1.8 Glossary of Icons

Icons	Function
	Exit
	Add row
	Delete row
	Option List

## 1.9 Related Documents

You may need to refer to any or all of the User Manuals while working on the Hajj interface module:

- GI
- Procedures User Manual

---

## 2. Hajj Registration

Oracle FLEXCUBE generates handoff of Hajj registration form for the existing customers through outgoing Interface. However, this interface will not handle Hajj registration charges and calculations. When a batch is initiated, Hajj Registration interface related files from the system will be posted in ASCII format to the location maintained at 'Interface Definition' level and the External System will pick-up the file from the specified location. A static data store in Oracle FLEXCUBE helps to maintain the Hajj registration information for an existing customer.

This chapter contains the following sections:

- [Section 2.1, "Hajj Interface Details"](#)
- [Section 2.2, "Hajj Registration Form"](#)
- [Section 2.3, "Interface Trigger"](#)
- [Section 2.4, "Process Hajj Registrations"](#)

### 2.1 Hajj Interface Details

The following are maintained for Hajj registration interface, internally:

- Details of External System
- Details of the Interface
- Interface Parameterization

The system creates a Dynamic Package for the maintained interface in which you can parse, concatenate, or format, if any.

Internally, the system maintains the following at different levels for the transfer of data from Hajj Registration interface:

- External system CUSHREXSYS for IFDCUSHR in GI to handle Hajj registration for existing customers.
- Folder Structure to contain ready, wip, processed, and error folder. Interface file is placed in ready folder
- Uploads Interface file as a static data for IFDCUSHR, based on the internal file format and properties

---

#### Note

Oracle FLEXCUBE validates and restricts duplicate upload of the file on the same date.

---

### 2.2 Hajj Registration Form

This section contains the following topic:

- [Section 2.2.1, "Maintaining Hajj Registration Details"](#)

#### 2.2.1 Maintaining Hajj Registration Details

Oracle FLEXCUBE provides a facility to maintain Hajj registration details for an existing customer. The details of customer registration for Hajj are saved in the system. You can create a new registration and update the details using 'Hajj Registration Form' screen. You

can invoke 'Hajj Registration Form' screen by typing 'STDCUSHR' in the field at the top right corner of the Application tool bar and clicking the adjoining arrow button.

The screenshot shows the 'Hajj Registration Form' application window. The title bar reads 'Hajj Registration Form'. Below the title bar is a toolbar with 'New' and 'Enter Query' buttons. The main form area is divided into several sections: 'Customer No' and 'Registration Year' at the top; 'Handoff Status' (set to 'Unprocessed') below; 'Other Details' with 'Religion' and 'Section' fields; and 'Emergency Details' with 'Medical History', 'Blood Group', 'Contact in Emergency Case', and 'Relationship' fields. The bottom right corner has 'Audit' and 'Exit' buttons.

You can maintain the following parameters here:

### **Customer No**

Specify the customer number who wants to register for Hajj. The adjoining option list displays all valid customer numbers. You can choose the appropriate one.

### **Registration Year**

Specify a valid period of Hajj registration for the specified customer number.

---

#### **Note**

- Hajj registrations would be done only for the current and the immediate next year
- The year of registration would be based on the calendar year
- If Hajj registration is repeated for the customer in the same calendar year, then the system displays the following message:

---

Then the system displays the message as 'Then the Hajj Registration has already been done for the customer for the given period.'

### **Handoff Status**

The system defaults the value of the Handoff status here.

### **Other Details**

You can maintain the details of other parameters like religion and section here:

#### **Religion**

Specify religion of the specified customer.

#### **Section**

Specify the sector within the religion for the specified customer.

### **Emergency Details**

You can maintain the following emergency details here:

### Medical History

Specify the medical history of the customer if suffering from any ailments.

### Blood Group

Specify blood group of the customer registering for Hajj.

### Contact in Emergency Case

Specify contact details of the contact to be contacted in emergency, if any for the customer.

### Relationship

Specify relationship of the emergency contact with the specified customer.

## 2.3 Interface Trigger

This section contains the following topic:

- [Section 2.3.1, "Activate Hajj Registration Interface"](#)

### 2.3.1 Activate Hajj Registration Interface

Oracle FLEXCUBE provides a facility to trigger Hajj Registration interface using the 'Interface Trigger' screen. You can invoke this screen by typing 'GIDIFPRS' in the field at the top right corner of the Application tool bar and clicking the adjoining arrow button.

#### Interface

Select 'IFDCUSHR' as the interface from the adjoining option list.

#### File Name

Select the file name you need to pick up from the configured location from the adjoining option list.

For more details refer Invoking of GI Process section of Generic Interface User Manual.

## 2.4 Process Hajj Registrations

This section contains the following topic:

- [Section 2.4.1, "Processing Hajj Registrations"](#)

### 2.4.1 Processing Hajj Registrations

Oracle FLEXCUBE uses GI to process Hajj Registration transactions and upload the details into respective tables. When you click the process button, the system generates an ASCII file with details of the authorized records maintained in the system; however, the system generates ASCII file only for unprocessed registrations would be. After generating ASCII file, the system places it under 'Ready' folder. The external system picks up this file and updates the Hajj registration status as 'Processed'.

The following output fields are displayed as part of response:

Field Description	Mandatory	Data Type
Customer Number	Yes	Varchar2
Branch	Yes	Varchar2
Short Name	Yes	Varchar2
First Name	Yes	Varchar2
Middle Name	Yes	Varchar2
Last Name	Yes	Varchar2
Telephone	Yes	Varchar2
Fax	No	Varchar2
Email	No	Varchar2
Mobile Number	No	Number
National Id	Yes	Varchar2
Residential Status	Yes	Varchar2
Religion	Yes	Varchar2
Sect	No	Varchar2
Date Of Birth	Yes	Date
Sex	Yes	Varchar2
Marital Status	Yes	Varchar2
Passport Number	Yes	Varchar2
Issue Date	Yes	Date
Expiry Date	Yes	Date

<b>Field Description</b>	<b>Mandatory</b>	<b>Data Type</b>
Place Of Issue	Yes	Varchar2
Unique Id Value	Yes	Varchar2
Unique Id Name	Yes	Varchar2
Address 1	Yes	Varchar2
Address 2	Yes	Varchar2
Address 3	Yes	Varchar2
Permanent Addr 1	Yes	Varchar2
Permanent Addr 2	Yes	Varchar2
Permanent Addr 3	Yes	Varchar2
Country	Yes	Varchar2
Nationality	Yes	Varchar2
Language	Yes	Varchar2
Medical History	Yes	Varchar2
Blood Group	Yes	Varchar2
Contact In Emer- gency Case	No	Varchar2
Relationship	No	Varchar2
Registration Year	Yes	Varchar2
Status	Yes	Varchar2

---

## 3. Function ID Glossary

### G

GIDIFPRS .....2-3

### S

STDCUSHR ..... 2-2