

Document Management System Interface User Guide
**Oracle Banking Current and Savings
Account Cloud Service**

Release 14.8.2.0.0

Part No. G55336-01

April 2026

Document Management System Interface User Guide
Oracle Banking Current and Savings Account Cloud Services

Release 14.8.2.0.0

Copyright © 2021, 2026, Oracle and/or its affiliates.

This software and related documentation are provided under a license agreement containing restrictions on use and disclosure and are protected by intellectual property laws. Except as expressly permitted in your license agreement or allowed by law, you may not use, copy, reproduce, translate, broadcast, modify, license, transmit, distribute, exhibit, perform, publish, or display any part, in any form, or by any means. Reverse engineering, disassembly, or decompilation of this software, unless required by law for interoperability, is prohibited.

The information contained herein is subject to change without notice and is not warranted to be error-free. If you find any errors, please report them to us in writing.

If this is software, software documentation, data (as defined in the Federal Acquisition Regulation), or related documentation that is delivered to the U.S. Government or anyone licensing it on behalf of the U.S. Government, then the following notice is applicable:

U.S. GOVERNMENT END USERS: Oracle programs (including any operating system, integrated software, any programs embedded, installed, or activated on delivered hardware, and modifications of such programs) and Oracle computer documentation or other Oracle data delivered to or accessed by U.S. Government end users are "commercial computer software," "commercial computer software documentation," or "limited rights data" pursuant to the applicable Federal Acquisition Regulation and agency-specific supplemental regulations. As such, the use, reproduction, duplication, release, display, disclosure, modification, preparation of derivative works, and/or adaptation of i) Oracle programs (including any operating system, integrated software, any programs embedded, installed, or activated on delivered hardware, and modifications of such programs), ii) Oracle computer documentation and/or iii) other Oracle data, is subject to the rights and limitations specified in the license contained in the applicable contract. The terms governing the U.S. Government's use of Oracle cloud services are defined by the applicable contract for such services. No other rights are granted to the U.S. Government.

This software or hardware is developed for general use in a variety of information management applications. It is not developed or intended for use in any inherently dangerous applications, including applications that may create a risk of personal injury. If you use this software or hardware in dangerous applications, then you shall be responsible to take all appropriate fail-safe, backup, redundancy, and other measures to ensure its safe use. Oracle Corporation and its affiliates disclaim any liability for any damages caused by use of this software or hardware in dangerous applications.

Oracle®, Java, MySQL, and NetSuite are registered trademarks of Oracle and/or its affiliates. Other names may be trademarks of their respective owners. Intel and Intel Inside are trademarks or registered trademarks of Intel Corporation. All SPARC trademarks are used under license and are trademarks or registered trademarks of SPARC International, Inc. AMD, Epyc, and the AMD logo are trademarks or registered trademarks of Advanced Micro Devices. UNIX is a registered trademark of The Open Group.

This software or hardware and documentation may provide access to or information about content, products, and services from third parties. Oracle Corporation and its affiliates are not responsible for and expressly disclaim all warranties of any kind with respect to third-party content, products, and services unless otherwise set forth in an applicable agreement between you and Oracle. Oracle Corporation and its affiliates will not be responsible for any loss, costs, or damages incurred due to your access to or use of third-party content, products, or services, except as set forth in an applicable agreement between you and Oracle.

Contents

1. Preface	1-1
1.1 Introduction.....	1-1
1.2 Audience.....	1-1
1.3 Documentation Accessibility.....	1-1
1.4 Critical Patches.....	1-1
1.5 Organization	1-1
1.6 Acronyms and Abbreviations.....	1-2
1.7 Organization	1-2
1.8 Glossary of Icons.....	1-2
1.9 Related Documents	1-2
2. Oracle Banking Current and Savings Account Cloud Services - DMS Integration	2-1
2.1 Oracle Banking Current and Savings Account Cloud Services and external DMS ..	2-1
2.1.1 <i>Integrating Oracle Banking Current and Savings Account Cloud Services with external DMS</i>	2-1
2.1.2 <i>Adding a Document to DMS</i>	2-2
2.1.3 <i>Viewing the Document Indexed in the DMS</i>	2-2
2.1.4 <i>Deleting a Document Indexed in DMS</i>	2-3

1. Preface

1.1 Introduction

This manual is designed to help acquaint you with the integration of Oracle Banking Current and Savings Account Cloud Services Document Management System Interface.

1.2 Audience

This manual is intended for the following User/User Roles:

Role	Function
Back office data entry Clerks	Input functions for maintenances
Back office Managers/ Officers	Authorization functions

1.3 Documentation Accessibility

For information about Oracle's commitment to accessibility, visit the Oracle Accessibility Program website at <http://www.oracle.com/pls/topic/lookup?ctx=acc&id=docacc>.

1.4 Critical Patches

Oracle advises customers to get all their security and vulnerability information from the Oracle Critical Patch Update Advisory, which is available at [Critical Patches, Security Alerts and Bulletins](#). All critical patches should be applied in a timely manner to ensure effective security, as strongly recommended by [Oracle Software Security Assurance](#).

1.5 Organization

This manual is organized as follows:

Chapter	Description
Chapter 1	<i>About this Manual</i> gives information on the intended audience. It also lists the various chapters covered in this User Manual.
Chapter 2	<i>Oracle Banking Current and Savings Account Cloud Services - DMS Integration</i> explains about Oracle IPM which is an external Document Management System with which Oracle Banking Current and Savings Account Cloud Services integrates for document processes.

1.6 Acronyms and Abbreviations





Abbreviation	Description
DMS	Document Management System
IPM	Imaging and Process Management

1.7 Organization

This document talks about the required maintenance and further processing of data transfer between Oracle Banking Current and Savings Account Cloud Services and DMS.

1.8 Glossary of Icons

This User Manual may refer to all or some of the following icons.

Icons	Function
	Exit
	Add row
	Delete row
	Option List

1.9 Related Documents

You can refer to the following documents:

- Procedures User Manual

2. Oracle Banking Current and Savings Account Cloud Services - DMS Integration

Oracle IPM is an external Document Management System with which Oracle Banking Current and Savings Account Cloud Services integrates for document processes. Oracle IPM provides image scanning and business process management capabilities for enterprise applications. Oracle IPM is integrated with Oracle Banking Current and Savings Account Cloud Services to support the existing Oracle Banking Current and Savings Account Cloud Services DMS.

The integration between Oracle Banking Current and Savings Account Cloud Services and Document Management Systems occurs only in process flows. Therefore, not all modules of Oracle Banking Current and Savings Account Cloud Services are utilizing the services offered by the integration. The user interface in Oracle Banking Current and Savings Account Cloud Services makes standard request to the underlying infrastructure and Oracle Banking Current and Savings Account Cloud Services infrastructure would interact with the DMS and supply the result to user interface in same manner.

This chapter includes the following section:

- [Section 2.1, "Oracle Banking Current and Savings Account Cloud Services and external DMS"](#)

2.1 Oracle Banking Current and Savings Account Cloud Services and external DMS

This section contains the following topics:

- [Section 2.1.1, "Integrating Oracle Banking Current and Savings Account Cloud Services with external DMS"](#)
- [Section 2.1.2, "Adding a Document to DMS"](#)
- [Section 2.1.3, "Viewing the Document Indexed in the DMS"](#)
- [Section 2.1.4, "Deleting a Document Indexed in DMS"](#)

2.1.1 Integrating Oracle Banking Current and Savings Account Cloud Services with external DMS

You can integrate Oracle Banking Current and Savings Account Cloud Services with Oracle IPM. Oracle Banking Current and Savings Account Cloud Services will integrate/interact with one DMS provider at a given time and currently it is integrated with Oracle IPM only. Adapters are kind of service provider which provides the operations as per the Oracle Banking Current and Savings Account Cloud Services infrastructure.

Oracle Banking Current and Savings Account Cloud Services supports a set of operations that are common to the DMS solutions supported. The set of operations that would be supported by the integration are:

- Add a document to a DMS
- View a document indexed in the DMS
- Delete a document indexed in the DMS

2.1.2 Adding a Document to DMS

In this operation you can upload a document to a DMS. The paper documents should be scanned into a digital format, which can be uploaded to the DMS. To upload the digital document, you must choose the file using the browse dialog and click upload button to index the document in the DMS. The DMS would register the document and provide a document ID to identify this document for later usage. This document ID can be used to locate the document, for other operations.

Oracle Banking Current and Savings Account Cloud Services stores this document ID to maintain a linkage between the documents stored in the DMS, and the documents pertaining to any transaction. Hence, the documents indexed in the DMS by Oracle Banking Current and Savings Account Cloud Services, can be opened and viewed at a later stage.

If Oracle IPM is the DMS of choice, then the document ID is stored as an attribute of the document.

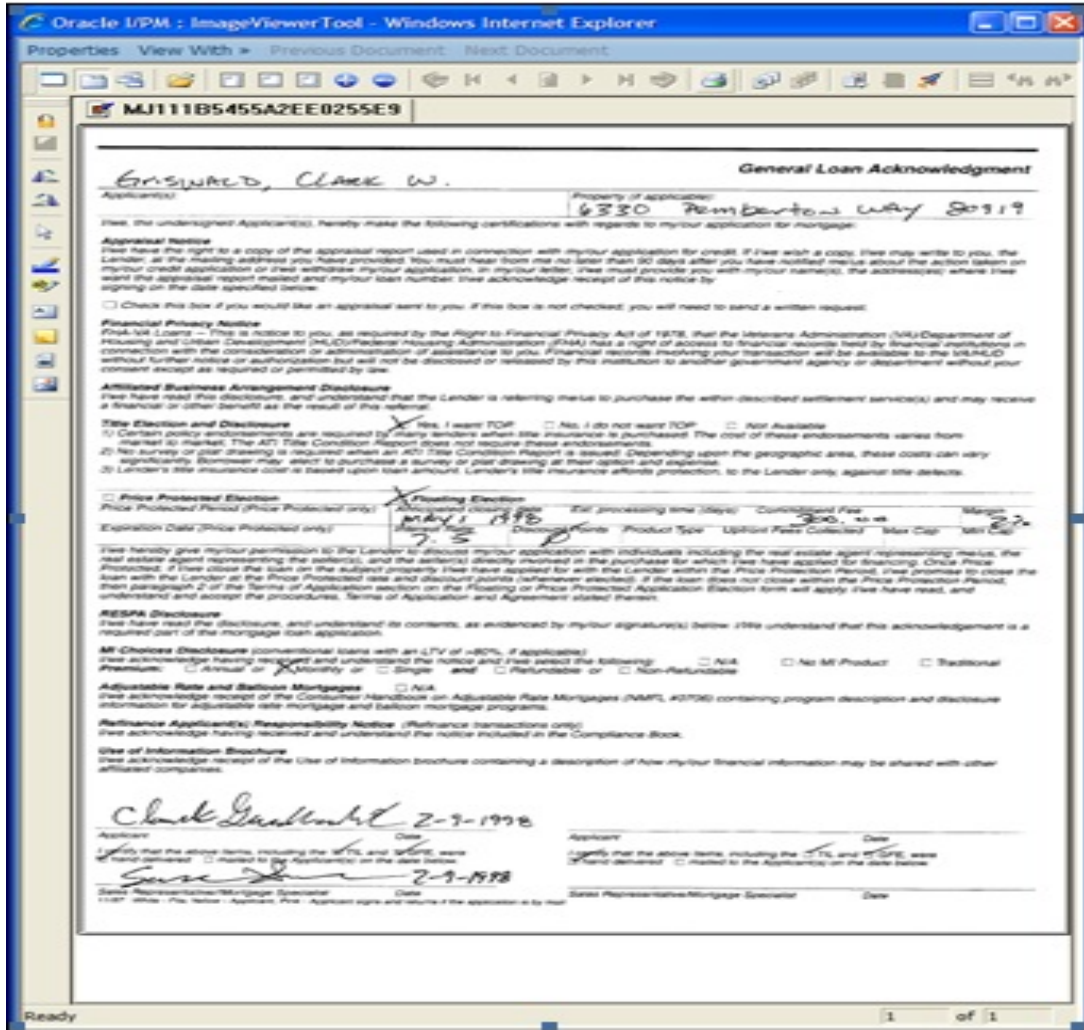
The ID can be utilized for searching and locating the document via the search features offered by Oracle IPM.

The screenshot displays the Oracle IPM interface for a 'Bills and Collection Contract Detailed' view. The 'Documents' tab is active, showing a table with the following columns: Code, Description, First Mail Copy, Second Mail Copy, First Mail Original, Second Mail Original, Reimbursement Bank Copy, and Document Reference. The table is currently empty, displaying 'No data to display.' and 'Page 1 (0 of 0 items)'. The interface includes navigation buttons like Save, Hold, and various tabs for contract details.

2.1.3 Viewing the Document Indexed in the DMS

Oracle Banking Current and Savings Account Cloud Services allows you to view documents stored in a DMS that are referenced by transactions created in Oracle Banking Current and Savings Account Cloud Services. To view the document captured in DMS, select the document and click View button.

If Oracle IPM is your DMS, you must login to Oracle IPM and you can view the document in the 'Oracle IPM: ImageViewerTool' screen.



Documents stored in Oracle IPM are viewed via the Oracle IPM Viewer which provides additional functionality to annotate the document.

Note

If Oracle IPM Viewer is not installed on your machine you can use the plain Image Viewer to view the documents.

2.1.4 Deleting a Document Indexed in DMS

Documents stored in the DMS can be deleted from Oracle Banking Current and Savings Account Cloud Services if the transaction stores the link to the document. To delete the document captured in the DMS, select the document and click 'Delete' button to delete the record from the set of document records.

After the deletion of a document the corresponding Oracle Banking Current and Savings Account Cloud Services transaction would not have references to the document. If the document does not get deleted from the DMS, the record would still be removed from the Oracle Banking Current and Savings Account Cloud Services transaction, so that a failure in the DMS would not prevent further transactions.

To delete multiple documents at a time, you have to select the multiple records corresponding to the document and click the delete button. The system displays the message as "The selected documents have been deleted from the Document Manager System."